

Teaching grammar just got easier!

GET A FULL WEEK OF
GRAMMAR PLANNED
FOR YOU!

UNIT INCLUDES:

- 15-Minute daily routine
- Lesson plan
- Teaching PowerPoint
- Practice worksheet
- Reading passage
- Writing activity
- Center task cards
- Assessment
- Skill posters



Easily fit in daily grammar practice

PUNCTUATING DIALOGUE


Third Grade Grammar
L.3.2.C

Monday	<ol style="list-style-type: none">1. Project the teaching PowerPoint. Introduce the weekly grammar skill. Read the lesson slides with students.2. Follow the minilesson with whole group practice. For the first practice slide, call on a student to read the first sentence on the list and tell if it is punctuated correctly. The next student slides a check or X to the sentence. There is one other practice slide to help students practice with punctuating dialogue. This can be used to replace the first practice or in addition to the first practice. One of the practice activities can also be used on another day to help students review the skill.3. Students work with a partner for the partner practice slide. Students use a journal, scrap paper, or whiteboards for the writing portion of the slide.
<ul style="list-style-type: none">• Minilesson <p>*Each day's lesson & activity is designed to take 15 minutes.</p>	
Tuesday	<ol style="list-style-type: none">1. Review the minilesson slides if needed. Project the Talk About It slide for students to review further.2. Students complete the practice worksheet.
<ul style="list-style-type: none">• Practice worksheet	
Wednesday	Students continue practice using task cards. Use the cards as a literacy center or place them around the room for students to "room the room" to complete with a partner. Another option is to spread the cards onto desks. Students complete the card and pass it on to the next student. Students can complete the cards in any order.
<ul style="list-style-type: none">• Task Card Center	
Thursday	Students apply the weekly grammar skill to their writing. <ol style="list-style-type: none">1. Choose the option you wish students to use. Easily differentiate for students who need more guidance with the word bank version.2. Students write a short, 3-4 sentence news story about the picture that includes dialogue to demonstrate the weekly grammar skill. Students circle the target words in their writing or trade papers with a partner to find and circle them.
<ul style="list-style-type: none">• Writing Grammar Gazette	
Friday	<ol style="list-style-type: none">1. Students glue the Grammar Glossary pages into their notebooks for future reference. If you wish to extend the glossary and add a list generating activity, it can be done during your literacy center time or when time allows.2. Students finish the week by taking the assessment.
<ul style="list-style-type: none">• Assessment• Grammar Glossary	

© Linda Kamp. All rights reserved.

Third Grade Grammar

Lessons & activities follow a consistent weekly routine



Daily Routine	
Monday	Minilesson Group practice
Tuesday	Partner practice & worksheet
Wednesday	Center activity
Thursday	Reading passage & writing activity
Friday	Assessment & grammar glossary

Includes ready-to-use lesson plans

Day 1 Introduce the Skill

Minilesson & activity slides on PowerPoint

- ★ Teaching slides to introduce the skill
- ★ Interactive slides with moveable pieces to model & practice whole group
- ★ Partner slides to review & practice together

Punctuating Dialogue

Punctuation marks are symbols like these: ? " ! ;

We use them to make our writing clear and easy to understand.

How do we punctuate dialogue?

Dialogue Tag: Mia said, "I love that movie, but the book is better."

How do we punctuate dialogue?

Dialogue tags can come at the beginning, middle, or end of a sentence.

ENDING: Mom said, "Please clean your room."

IS IT CORRECT? PRACTICE

I'm so hungry! complained Jacob.	<input checked="" type="checkbox"/>	yes
Nick said, "Playing in the snow is fun!"	<input checked="" type="checkbox"/>	no
"You can have my sandwich," Mika offered.	<input type="checkbox"/>	

What are dialogue tags?

What are you doing? A science experiment!

asked Jenna. replied

Here are some examples of dialogue tags.

Dad explained

whispered Sam

Allie asked

How do we punctuate dialogue?

There are several key parts of dialogue:

- QUOTATION MARKS
- DIALOGUE TAGS
- COMMAS
- ENDING PUNCTUATION

What is dialogue?

Dialogue is a conversation between two or more people.

For example, "What would you like for lunch?" Mom asked.

Day 2 Partner & Independent Practice

PARTNER PRACTICE

I'm excited for our field trip said Chloe
Mom asked Can you pass the salt

TALK ABOUT IT

Review:
Tell your partner what dialogue is.

Can you write a dialogue sentence using the dialogue tag whispered Kim?

Partner practice slides



Name _____ Punctuating Dialogue Practice

Add the correct punctuation marks to punctuate the dialogue in the story.

Emma and Noah were walking home from school when they heard a soft meowing.

Did you hear that Emma asked, stopping suddenly.

Noah nodded and said It sounds like a kitten

They followed the sound and found a tiny kitten under a bush.

It's so cute whispered Emma but it looks scared

Let's take it to Mrs. Lopez Noah suggested

Emma picked up the kitten. It started purring in her arms.

Noah said I think it likes you

Maybe you're right giggled Emma but I bet it will be even happier when it finds a family of its own

Cut out the sentences. Glue them into the correct box.

Correct

Incorrect

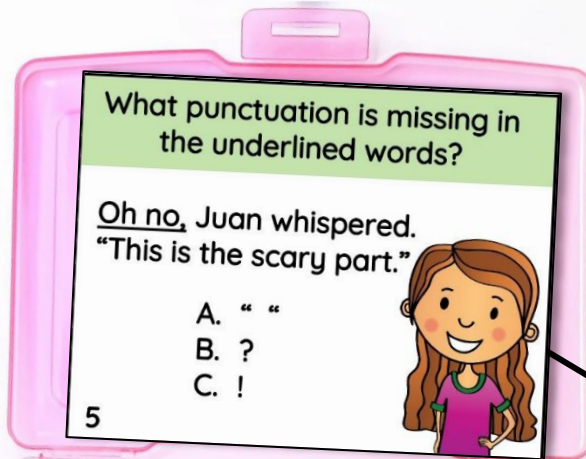
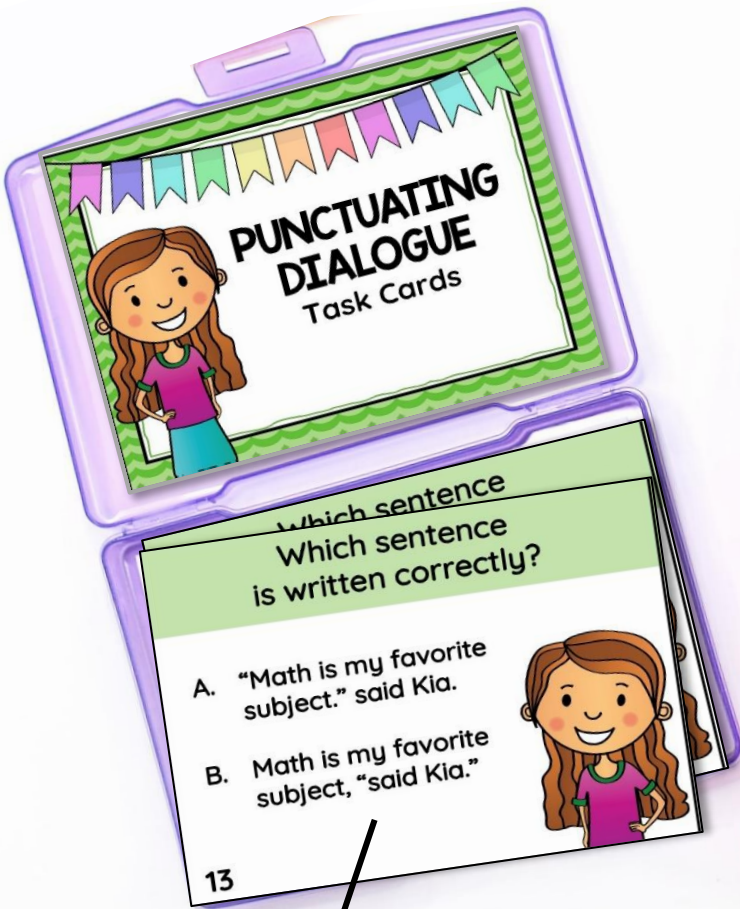
"Let's meet at the park," suggested Lisa.

"Where are you going," Tom asked.

Ethan admitted "I forgot my

David shouted, "Hurry up! We're

Day 3 Center activity



CHOOSE HOW YOU USE THEM!

for early finishers

for test prep

as a gallery walk

as independent practice

as a grammar center

16 Task cards & recording sheet

Day 4 Apply the skill in writing

Easily differentiate with three formats to choose from

1. Students write a newspaper story using words in the target skill.

2. Students who need more guidance use the word bank version.

3. Students read the article and circle words in the target grammar skill.


Punctuating Dialogue
GRAMMAR GAZETTE EXTRA!
EXTRA!

Read the news. Underline the sentences that someone is saying. Write the missing punctuation in the dialogue.

Mysterious Cabin Found By Hikers

A strange _____ discovered
deep in _____ some
curious _____ believe we
found this _____ and Sarah.

It looks so old and spooky! Her
friend Ben nodded. Look at the
door. It's creaky and locked,
said. They decided to take a
closer look. Maybe we can



Punctuating Dialogue
GRAMMAR GAZETTE EXTRA!
EXTRA!

Title _____

Written by _____




a news story. Include one sentence of dialogue with
the word bank to help you or use your own words.

rickety creaky discovered
locked path hikers

Punctuating Dialogue
GRAMMAR GAZETTE EXTRA!
EXTRA!

Title _____

Written by _____



Day 5 Assessment

Punctuating Dialogue Assessment

Name _____

Add punctuation to each dialogue sentence below.

1. Please be quiet in the library Mrs. Smith told the class
2. What time is lunch asked Sarah
3. That road gets slippery warned Dad so be careful
4. Ben shouted Watch out for the ball


Rewrite the sentences using correct punctuation for dialogue.

5. I'm really good at puzzles my cousin mentioned

6. Daniel whispered That movie was a little scary

7. Math is my favorite subject said Ava but I also like science

Write out the dialogue shown below in sentences. Use correct punctuation, capitalization, and dialogue tags.



Write your own dialogue sentences to show a conversation between two people. Make sure to use correct punctuation and include dialogue tags.

Students take an easy-to-grade assessment

With simple questions to determine if students can:

- ★ identify the skill
- ★ generate examples
- ★ apply the skill in writing

Day 5 Grammar glossary notebook

GRAMMAR GLOSSARY

PUNCTUATING DIALOGUE

Dialogue is conversation between people or characters. We use **punctuation** in dialogue to show when someone is speaking.

Dialogue tags are phrases that tell who is speaking and how they are speaking. They can be at the beginning, middle, or end of a dialogue sentence.

tag at the **BEGINNING**: Mom said, "Please clean your room and take out the trash."

tag in the **MIDDLE**: "Please clean your room," Mom said, "and take out the trash."

tag at the **END**: "Please clean your room and take out the trash," Mom said.

PUNCTUATING DIALOGUE

Dialogue tags are phrases that tell who is speaking and how they are speaking. They can be at the beginning, middle, or end of a dialogue sentence.

Dialogue tags are phrases that tell who is speaking and how they are speaking. They can be at the beginning, middle, or end of a dialogue sentence.

Dialogue tags are phrases that tell who is speaking and how they are speaking. They can be at the beginning, middle, or end of a dialogue sentence.

Third Grade GRAMMAR GLOSSARY

Grammar Glossary

CHOOSE HOW YOU USE IT

Copy one cover label and one glossary page per student on colored or white paper.

PUNCTUATING DIALOGUE

Dialogue is conversation between people or characters. We use **punctuation** in dialogue to show when someone is speaking.

Dialogue tags are phrases that tell who is speaking and how they are speaking. They can be at the beginning, middle, or end of a dialogue sentence.

tag at the **BEGINNING**: Mom said, "Please clean your room and take out the trash."

tag in the **MIDDLE**: "Please clean your room," Mom said, "and take out the trash."

tag at the **END**: "Please clean your room and take out the trash," Mom said.

SUBJECT-VERB AGREEMENT

Subject-verb agreement means the subject and verb in a sentence must both be singular or both be plural in order to agree, or work together.

SINGULAR	PLURAL	I & YOU
If the subject is singular, add -s to the end of the verb. The cat sits in a chair.	If the subject is plural, do not add -s to the verb. The cats sit in a chair.	If the subject is I or you, do not add -s to the verb. You sit in a chair. I sit in a chair.

Example

PUNCTUATING DIALOGUE

Dialogue is conversation between people or characters. We use **punctuation** in dialogue to show when someone is speaking.

Dialogue tags are phrases that tell who is speaking and how they are speaking. They can be at the beginning, middle, or end of a dialogue sentence.

tag at the **BEGINNING**: Mom said, "Please clean your room and take out the trash."

tag in the **MIDDLE**: "Please clean your room," Mom said, "and take out the trash."

tag at the **END**: "Please clean your room and take out the trash," Mom said.

Example

Cal said, "Let's build a fort after school."
"I'll sit with you at lunch," Marie said, "and then we can talk."
"Did you sign up to play soccer?" asked Tim.

PUNCTUATING DIALOGUE

Dialogue is conversation between people or characters. We use **punctuation** in dialogue to show when someone is speaking.

Dialogue tags are phrases that tell who is speaking and how they are speaking. They can be at the beginning, middle, or end of a dialogue sentence.

tag at the **BEGINNING**: Mom said, "Please clean your room and take out the trash."

tag in the **MIDDLE**: "Please clean your room," Mom said, "and take out the trash."

tag at the **END**: "Please clean your room and take out the trash," Mom said.

Third Grade GRAMMAR GLOSSARY

AS A REFERENCE NOTEBOOK


Collect all the grammar units! Students create a grammar glossary to use as a reference by gluing the pages into a notebook. Glue the label to the notebook's cover.

AS ADDED PRACTICE

Have students generate lists of examples for added practice. Easily differentiate by asking students to generate longer words or choose words from their lists to write sentences.

Why Daily Grammar Practice?

THIRD GRADE GRAMMAR



Minilesson
PowerPoint
Task Cards
Passage
Writing
Worksheet
Assessment

Linda Kamp

Punctuating Dialogue

> [Click here](#) <
to see all
3rd Grade units!

- ★ Easy to implement 15-minute daily routine
- ★ Ready-to-use lessons and activities
- ★ The no-fluff tasks fit easily into your schedule
- ★ Students practice and apply the skill in a variety of ways
- ★ Partner talk engages all students
- ★ Easy to grade activities
- ★ No prep required-Just make copies-Perfect for a sub!