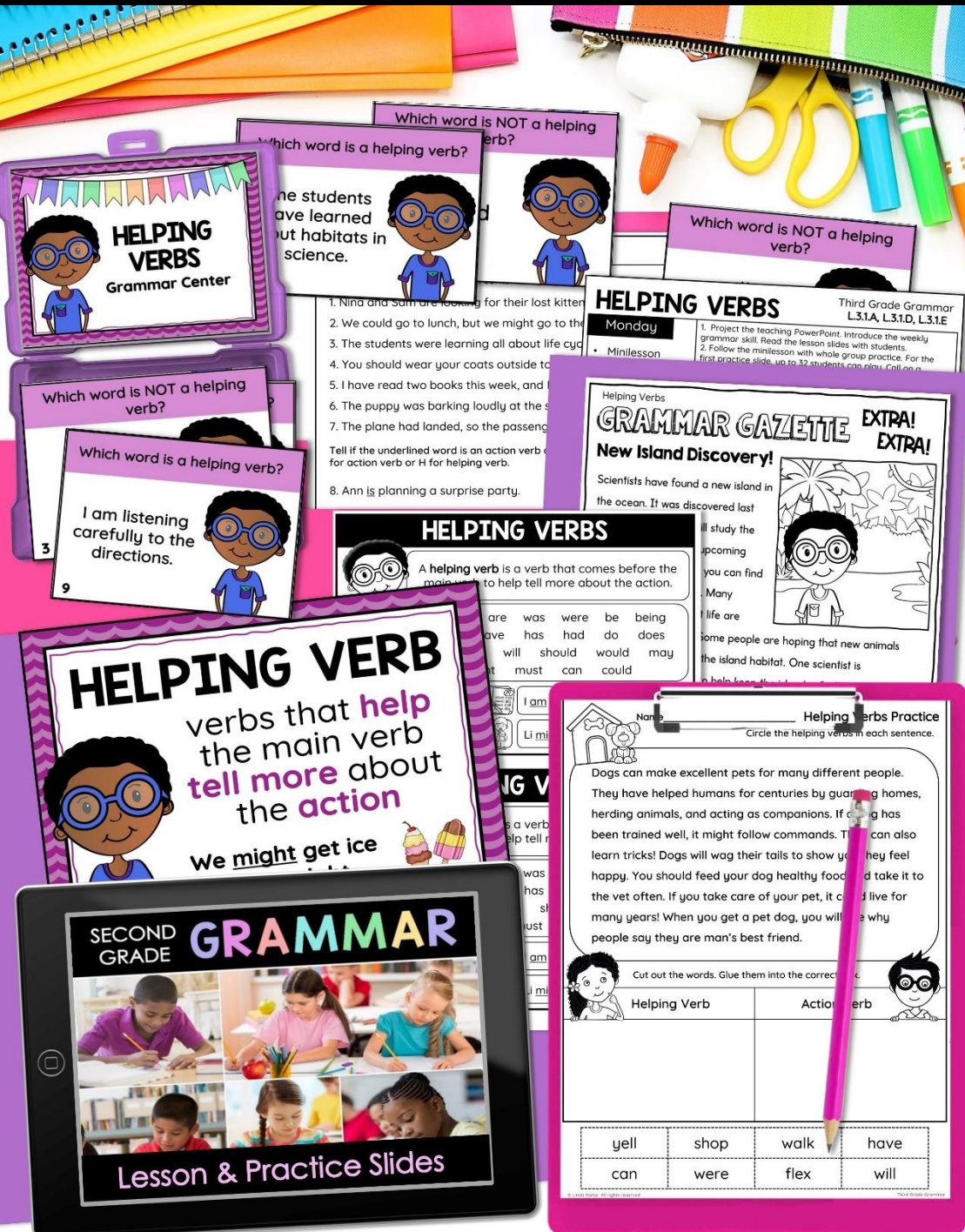


# Save time with lessons done for you!



**NO MORE SCRAMBLING  
FOR ACTIVITIES &  
ASSESSMENTS!**

## UNIT INCLUDES:

- 15-Minute daily routine
- Lesson plan
- Teaching PowerPoint
- Practice worksheet
- Reading passage
- Writing activity
- Center task cards
- Assessment
- Skill poster



# Easily fit in daily grammar practice

- Designed for teachers short on time
- Lessons & activities follow a consistent routine

## HELPING VERBS

Third Grade Grammar  
L.3.1.A, L.3.1.D, L.3.1.E

### Monday

- Minilesson

\*Each day's lesson & activity is designed to take 15 minutes.

1. Project the teaching PowerPoint. Introduce the weekly grammar skill. Read the lesson slides with students.  
2. Follow the minilesson with whole group practice. For the first practice slide, up to 32 students can play. Call on a student to read the first word on the list and tell if it is a helping verb. The next student slides a check or X to the word. There are two other practice slides to help students practice with helping verbs. These can be used to replace the first practice or in addition to the first practice. One of the practice activities can also be used on another day to help students review the skill.  
3. Students work with a partner for the partner practice slide. Students use a journal, scrap paper, or whiteboards for the writing portion of the slide.

### Tuesday

- Practice worksheet

1. Review the minilesson slides if needed. Project the Talk About It slide for students to review further.  
2. Students complete the practice worksheet.

### Wednesday

- Task Card Center

Students continue practice using task cards. Use the cards as a literacy center or place them around the room for students to "room the room" to complete with a partner. Another option is to spread the cards onto desks. Students complete the card and pass it on to the next student. Students can complete the cards in any order.

### Thursday

- Writing Grammar Gazette

Students apply the weekly grammar skill to their writing.  
1. Choose the option you wish students to use. Easily differentiate for students who need more guidance with the word bank version.  
2. Students write a short, 3-4 sentence news story about the picture that includes words in the weekly grammar skill. Students circle the target words in their writing or trade papers with a partner to find and circle them.

### Friday

- Assessment
- Grammar Glossary

1. Students glue the Grammar Glossary pages into their notebooks for future reference. If you wish to extend the glossary and add a list generating activity, it can be done during your literacy center time or when time allows.  
2. Students finish the week by taking the assessment.

© Linda Kamp. All rights reserved.

Third Grade Grammar



### Daily Routine

Monday Minilesson | Group practice

Tuesday Partner practice & worksheet

## HELPING VERB



verbs that **help**  
the main verb  
**tell more** about  
the **action**

We might get ice  
cream tonight.



# Includes ready-to-use lesson plans

# Day 1 Introduce the Skill

## Minilesson & activity slides on PowerPoint

- ★ Teaching slides to introduce the skill
- ★ Interactive slides with moveable pieces to model & practice whole group
- ★ Partner slides to review & practice together

**What is a helping verb?**

Verbs that tell possibilities

These helping verbs suggest possibilities

might can could shall

**What is a verb?**

ACTION VERB	LINKING VERB	HELPING VERB
• Main verb that shows action	• Links subject to more information	• Helps the main action verb by telling more

**FIND THE HELPING VERB PRACTICE**

Mom will bake a cake tonight.

They should wear their jackets.

Lily

Cover the helping verb in

**IS IT A HELPING VERB? PRACTICE**

have	drink	✓ yes ✗ no
sing	could	
push	move	
should	jump	

**What is a helping verb?**

Which word is a helping verb?

**What is a helping verb?**

**I can swim!**

Helping Verb: can  
Action Verb: swim

**THE HELPING VERBS**

am	is	are
were	be	being
was		

**What is a helping verb?**

Helping verbs are verbs that help the main verb by telling more about the action.

For example,  
**I can build a sandcastle!**

Can is a helping verb that tells more about the verb build.



# Day 2 Partner & Independent Practice



## PARTNER PRACTICE

I am going to the park today.  
The cat has caught a mouse.

We



## TALK ABOUT IT

Review:

Tell your partner what a helping verb is.



Can you use a helping verb in a sentence?

## Partner practice slides



Name \_\_\_\_\_ Helping Verbs Practice

Circle the helping verbs in each sentence.

Dogs can make excellent pets for many different people. They have helped humans for centuries by guarding homes, herding animals, and acting as companions. If a dog has been trained well, it might follow commands. They can also learn tricks! Dogs will wag their tails to show you they feel happy. You should feed your dog healthy food and take it to the vet often. If you take care of your pet, it could live for many years! When you get a pet dog, you will see why people say they are man's best friend.



Cut out the words. Glue them into the correct box.

Helping Verb

Action Verb



yell

shop

walk

have

can

were

flex

will

# Day 3 Center activity

**CHOOSE HOW YOU USE THEM!**

for early finishers

for test prep

as a gallery walk

as independent practice

as a grammar center

16 Task cards & recording sheet

# Day 4 Apply the skill in writing

Easily differentiate with three formats to choose from

Helping Verbs  
**GRAMMAR GAZETTE** EXTRA! EXTRA!  
**New Island Discovery!**

Scientists have found a new island in the ocean. They discovered last week, and will study the island for upcoming months. And, you can find many fascinating birds. Many different forms of plant life are growing there as well. Some people might be discovered in the island encouraging everyone to help keep it safe.

3

Helping Verbs  
**GRAMMAR GAZETTE** EXTRA! EXTRA!  
Title \_\_\_\_\_

Written by \_\_\_\_\_

1

2

Use the picture for a news story. Circle the helping verbs word bank to help you or use your own words.

discovered study birds  
might animals ocean

1. Students write a newspaper story using words in the target skill.

2. Students who need more guidance use the word bank version.

3. Students read the article and circle words in the target grammar skill.

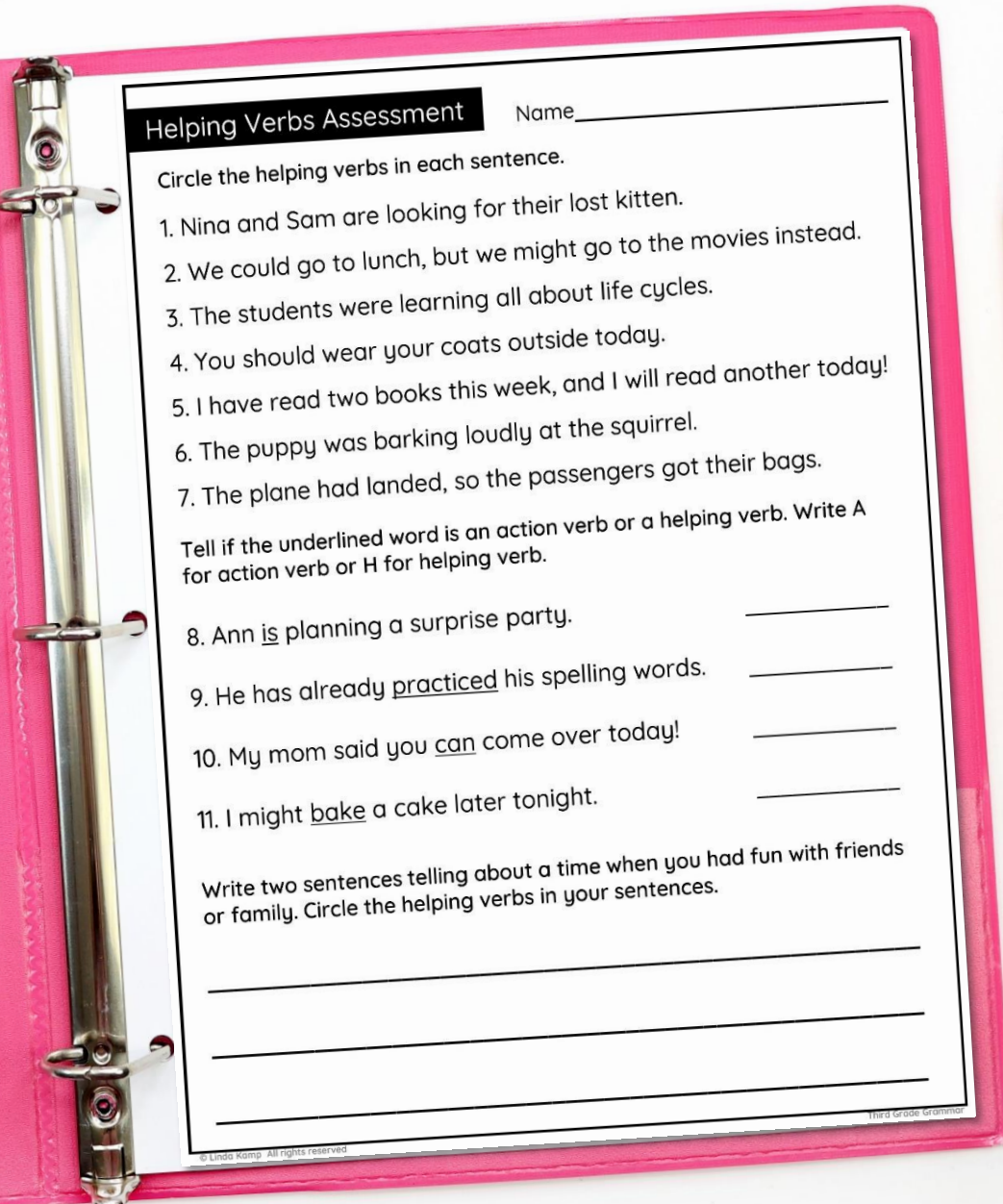


# Day 5 Assessment

Students take an  
easy-to-grade  
assessment

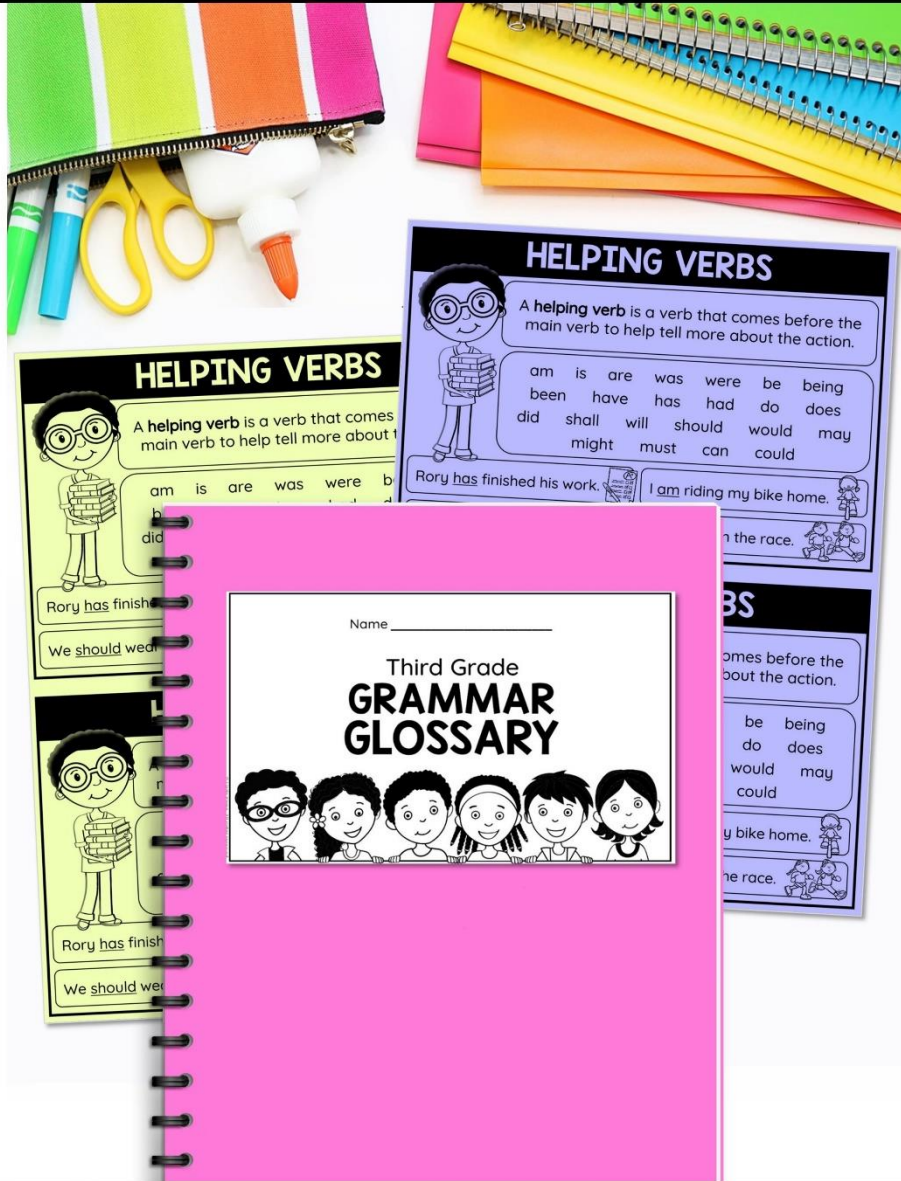
With simple questions  
to determine if  
students can:

- ★ identify the skill
- ★ generate examples
- ★ apply the skill in writing



# Day 5 Grammar Glossary


## GRAMMAR GLOSSARY



## Grammar Glossary


### CHOOSE HOW YOU USE IT

Copy one cover label and one glossary page per student on colored or white paper.



Example

Example



### AS A REFERENCE NOTEBOOK


Collect all the grammar units! Students create a grammar glossary to use as a reference by gluing the pages into a notebook. Glue the label to the notebook's cover.

### AS ADDED PRACTICE

Have students generate lists of examples for added practice. Easily differentiate by asking students to generate longer words or choose words from their lists to write sentences.



# Why use this grammar resource?



**THIRD GRADE GRAMMAR**

- Minilesson
- PowerPoint
- Task Cards
- Passage
- Writing
- Worksheet
- Assessment

*Linda Kamp*

**Helping Verbs**

> [Click here](#) <  
to see more  
3<sup>rd</sup> Grade units!

- ★ Easy to implement 15-minute daily routine
- ★ Ready-to-use lessons and activities
- ★ Students practice and apply the skill in a variety of ways
- ★ Partner talk engages all students
- ★ Easy to grade activities
- ★ No prep required-Just make copies-Perfect for a sub!