

Science of Reading Aligned

WORD LADDERS BUNDLE

Name _____ Vowel Teams
Long i
Change one letter to write
the new word for the picture.

Science of Reading Aligned
WORD LADDERS
CVC SHORT VOWELS
Printables + PowerPoint

cab, cat, bat, bag, tag, tap, pig, pit, sit, six, mix

Science of Reading Aligned
WORD LADDERS
CVCe LONG VOWELS
Printables + PowerPoint

mule, mute, cube, tube, tune, hive, dive, dine, nine, line, lime

Science of Reading Aligned
WORD LADDERS
DIGRAPHS
Printables + PowerPoint

chop, champ, chime, chive, shine, shin, ship, shop, shoe, show

Science of Reading Aligned
WORD LADDERS
INITIAL BLENDS
Printables + PowerPoint

claw, clam, clap, flap, flag, flat, grad, gran, grin, grip, trip, trim

Science of Reading Aligned
WORD LADDERS
FINAL BLENDS
Printables + PowerPoint

send, sand, hand, band, bank, tank, told, mold, gold, golf, gulf, gulp

Science of Reading Aligned
WORD LADDERS
DIPHTHONGS
Printables + PowerPoint

book, look, cook, hook, hood, wood, coin, coil, bail, foil, soil, spoil

Science of Reading Aligned
WORD LADDERS
R-CONTROLLED
Printables + PowerPoint

farm, harm, harp, tarp, tart, mart, her, herd, herb, germ, perm, fern

Science of Reading Aligned
WORD LADDERS
VOWEL PAIRS
Printables + PowerPoint

ray, hay, pay, bay, day, say, night, sight, tight, light, right, fight

Science of Reading Aligned
WORD LADDERS
SILENT LETTERS
Printables + PowerPoint

bomb, comb, tomb, lamb, limb, climb, scissors, science, scene, scent, descent, crescent

coin, coil, boil, foil, soil, spoil, hen, ten, night, sight, tight, light, right, fight

406
WORD
LADDERS


This resource includes:

132 Printable word ladders with picture prompts

132 Projectable word ladders with 5 guiding picture prompts

142 Projectable word ladders with 1 starting prompt then students generate their own words

406 Word Ladder activities to practice all year!





ALSO INCLUDES:

Guided teacher scripts & answer keys for each word ladder activity

Long o Vowel Teams—OE

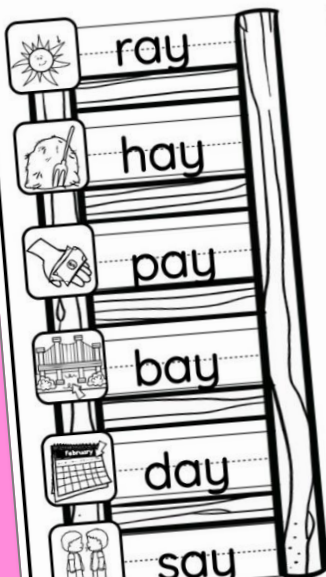


Teacher Directions

Read the following directions aloud to students to guide them in completing their word ladders.

1. Say the picture name at the top of the ladder. Write the word. Let's spell the word together (DOE).

Long a Vowel Teams—AY



Teacher Directions


Read the following directions aloud to students to guide them in completing their word ladders.

1. Say the picture name at the top of the ladder. Write the word. Let's spell the word together (RAY).
2. Change one letter to match the picture in the next line. What letter did you change? (R to H) What is the new word? Spell it. (HAY).
3. Change one letter in hay to match the picture on the next line. What letter did you change? (H to P) What is the new word? Spell it. (PAY).
4. Change one letter in pay to match the picture on the next line. What letter did you change? (P to B) What is the new word? Spell it. (BAY).
5. Change one letter in bay to match the picture on the next line. What letter did you change? (B to D) What is the new word? Spell it. (DAY).
6. Change one letter in day to match the picture on the next line. What letter did you change? (D to S) What is the new word? Spell it. (SAW).

Long i Vowel Teams—IE

Teacher Directions

Read the following directions aloud to students to guide them in completing their word ladders.



Teacher Directions

Read the following directions aloud to students to guide them in completing their word ladders.

1. Say the picture name at the top of the ladder. Write the word. Let's spell the word together (SHEEP).
2. Change one letter to match the picture in the next line. What letter did you change? (H to L) What is the new word? Spell it. (SLEEP).
3. Change one letter in sleep to match the picture on the next line. What letter did you change? (L to T) What is the new word? Spell it. (STEEP).
4. Change one letter in steep to match the picture on the next line. What letter did you change? (T to W) What is the new word? Spell it. (SWEEP).
5. Change one letter in sweep to match the picture on the next line. What letter did you change? (P to T) What is the new word? Spell it. (SWEET).
6. Change one letter in sweet to match the picture on the next line. What letter did you change? (W to H) What is the new word? Spell it. (SHEET).

Why use Word Ladders?

BENEFITS:

- ✓ A fun and easy way to practice phoneme substitution and build phonemic awareness
- ✓ Supports decoding and encoding skills for reading and spelling practice
- ✓ Words move in a progression that requires higher-level thinking

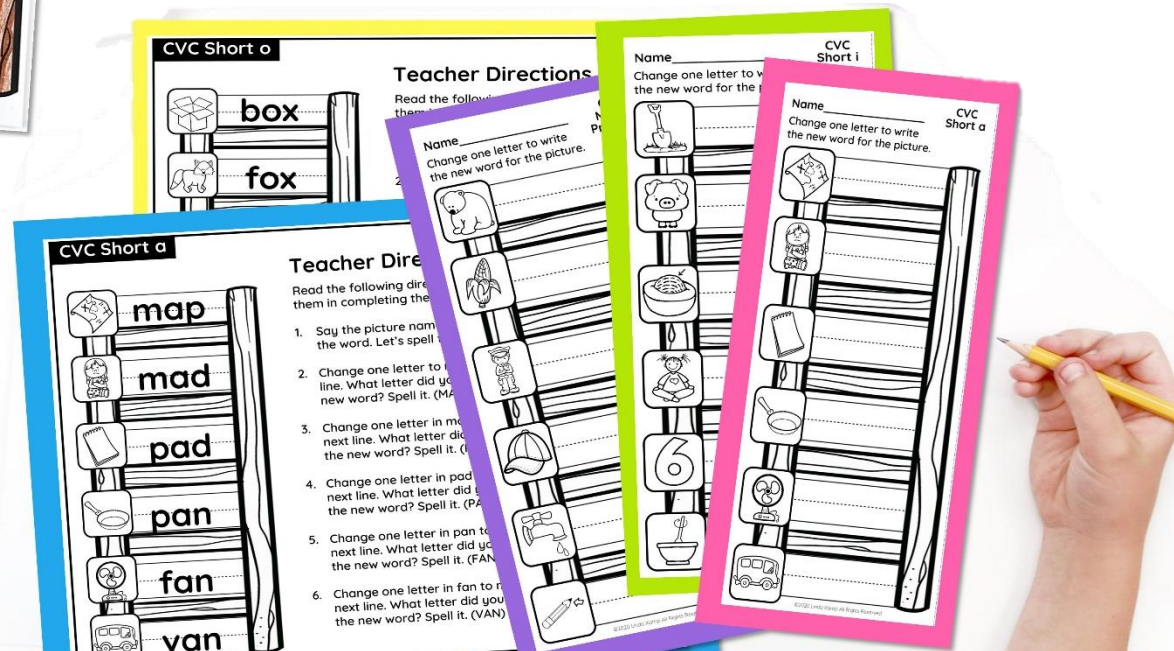


When to use Word Ladders

- ★ During phonics lessons as practice or review
- ★ Perfect for literacy centers
- ★ Ideal for small groups and interventions



- ★ Easily leave them for a sub
- ★ Fun for fast finishers



* 80 Phonics patterns included *

CVC Short Vowels

Short A
Short E
Short I
Short O
Short U
Mixed CVC

CVCe & Silent E

Long A
Long E
Long I
Long O
Long U
Mixed CVCe

Digraphs

Beginning:

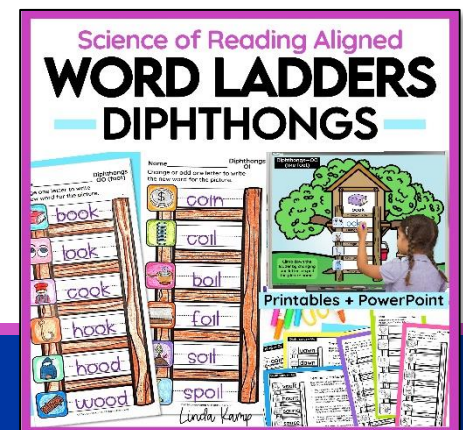
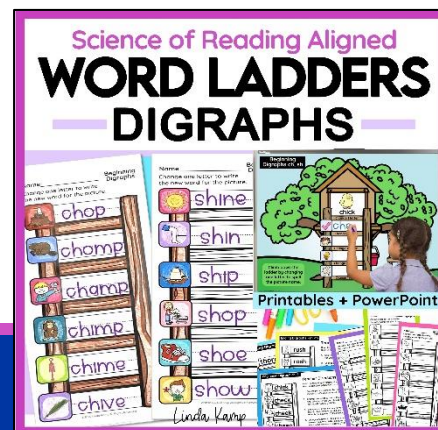
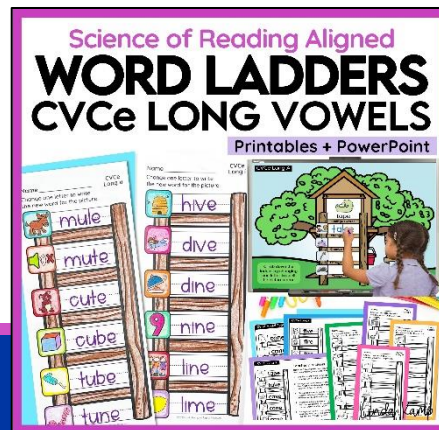
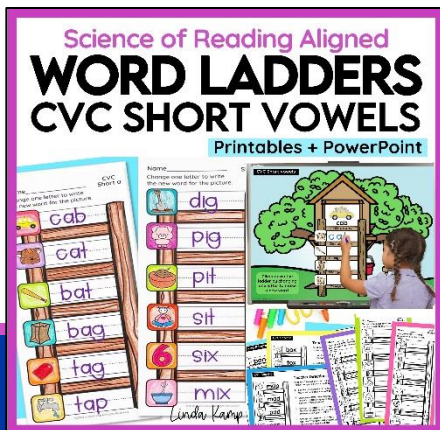
Ch
Sh
Th
Ph
Wh

Ending:

ch
sh
th
ck
ng

Diphthongs

au
aw
ew
Short oo (foot)
Long oo (moon)
oi
ou
ou
Short ow (cow)
Long ow (grow)



* 80 Phonics patterns included *

Initial Blends

bl, cl, fl, gl,
pl, sl

br, cr, dr, fr,
gr, pr, tr

sc, sk, sm,
sn, sp, st, sw

Mixed review

Final Blends

ld
lt
lf
mp
nd
nk
sk
st
ft
lt
pt
st

R-Controlled

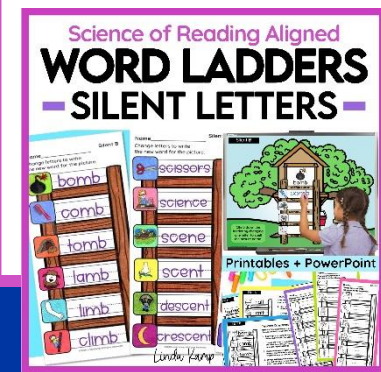
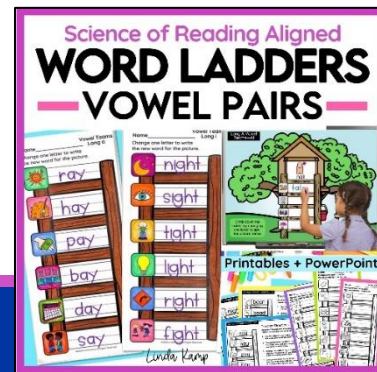
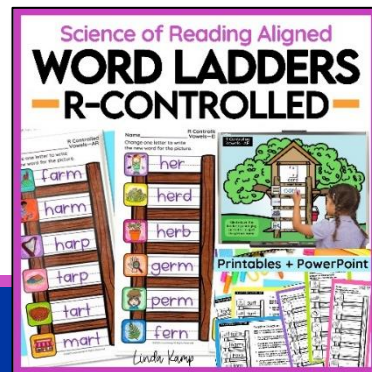
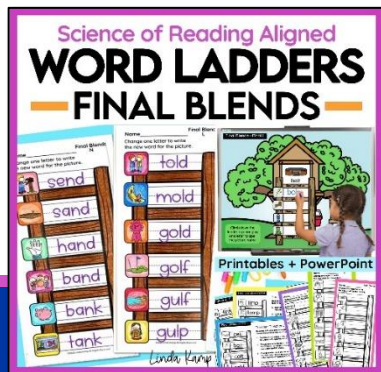
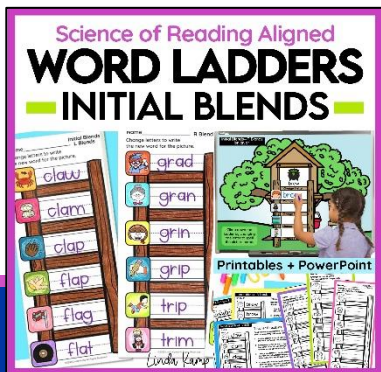
ar
er
ir
or
ur

Vowel Pairs


ai,
ay
ea
ee
ey
ie
igh
oa
oe
ue

Silent Letters

dge
gh
kn
lf
lk
lm
mb
sc
tch
tle
wh
wr



Easy, no-prep phonics centers!



MAKE SELF-CHECKING PHONICS CENTERS!

- ➔ Print ladders on colored paper.
- ➔ Glue the answer key to the back and laminate
- ➔ Place the ladders on a ring and into your center!

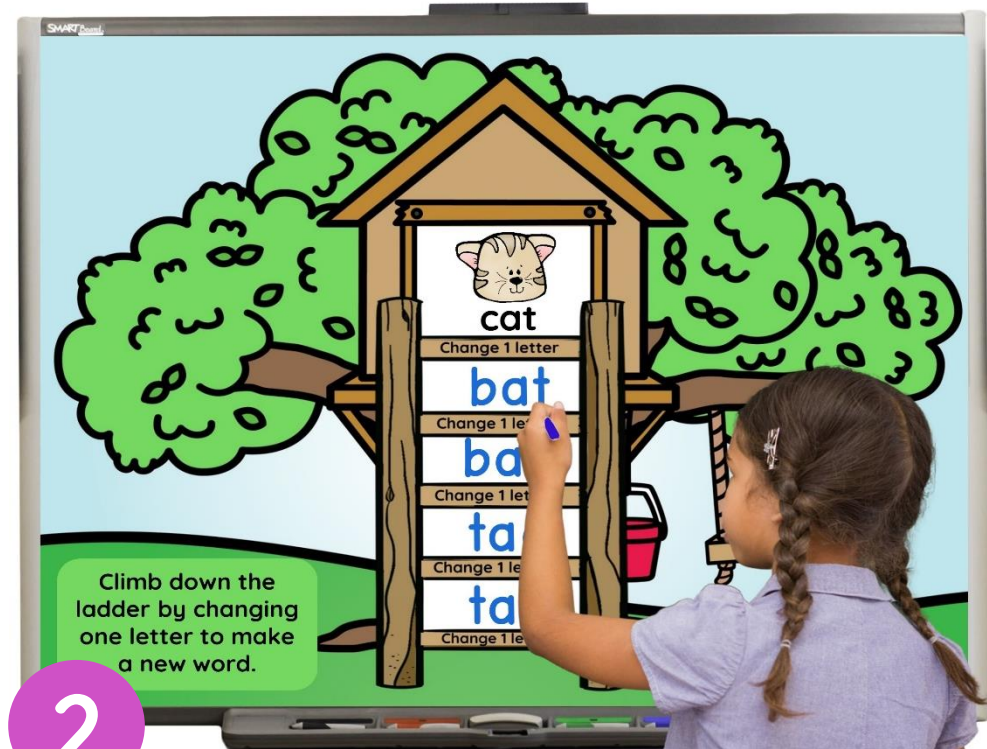
PRO TIP: Use fine line Mr. Sketch markers to write. They're water-based & wipe off with a damp paper towel!

Easily differentiate the activity!

274 Projectable word ladders on PowerPoint + Google Slides in 2 levels




Easily differentiate with a 5-picture prompt version



Or use the 1-picture prompt version for students to generate their own words!

Students climb up or down the ladder to the treehouse!

How to use projectable Word Ladders



Project them on your whiteboard for students to write on!

★ Ideal for whole class practice during phonics lessons & partner play during centers!

★ Model phoneme substitution

★ Demonstrate for students how to use the printable word ladders

Self-checking answer slides give students instant feedback

See the entire phonics series

[CLICK HERE](#) to see these units & more!

WORD MAPPING FINAL BLENDS

Science of Reading Aligned *Linda Kamp*

SECOND GRADE PHONICS

Teaching POWERPOINT Easy-Prep CENTERS Decodable PASSAGES Practice WORKSHEETS Posters & ASSESSMENTS

FINAL BLENDS

WORD MAPPING DIPHTHONGS

Science of Reading Aligned *Linda Kamp*

SECOND GRADE PHONICS

Teaching POWERPOINT Easy-Prep CENTERS Decodable PASSAGES Practice WORKSHEETS Posters & ASSESSMENTS

INITIAL BLENDS

Science of Reading Aligned WORD LADDERS DIGRAPHS

Printables + PowerPoint
Linda Kamp

SECOND GRADE PHONICS

Teaching POWERPOINT Easy-Prep CENTERS Decodable PASSAGES Practice WORKSHEETS Posters & ASSESSMENTS

VOWEL PAIRS