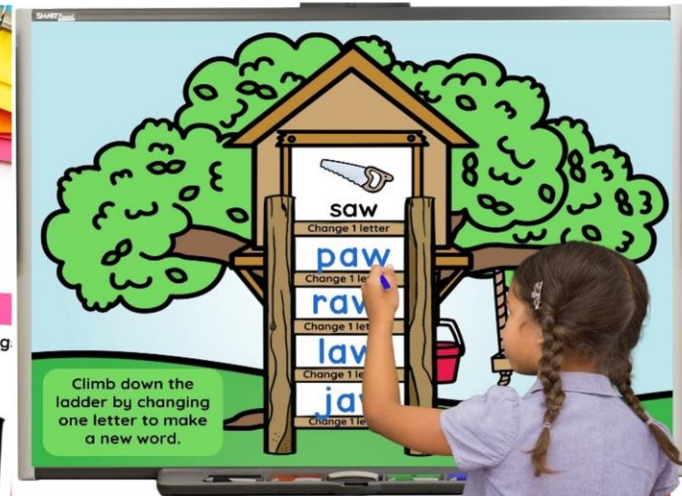
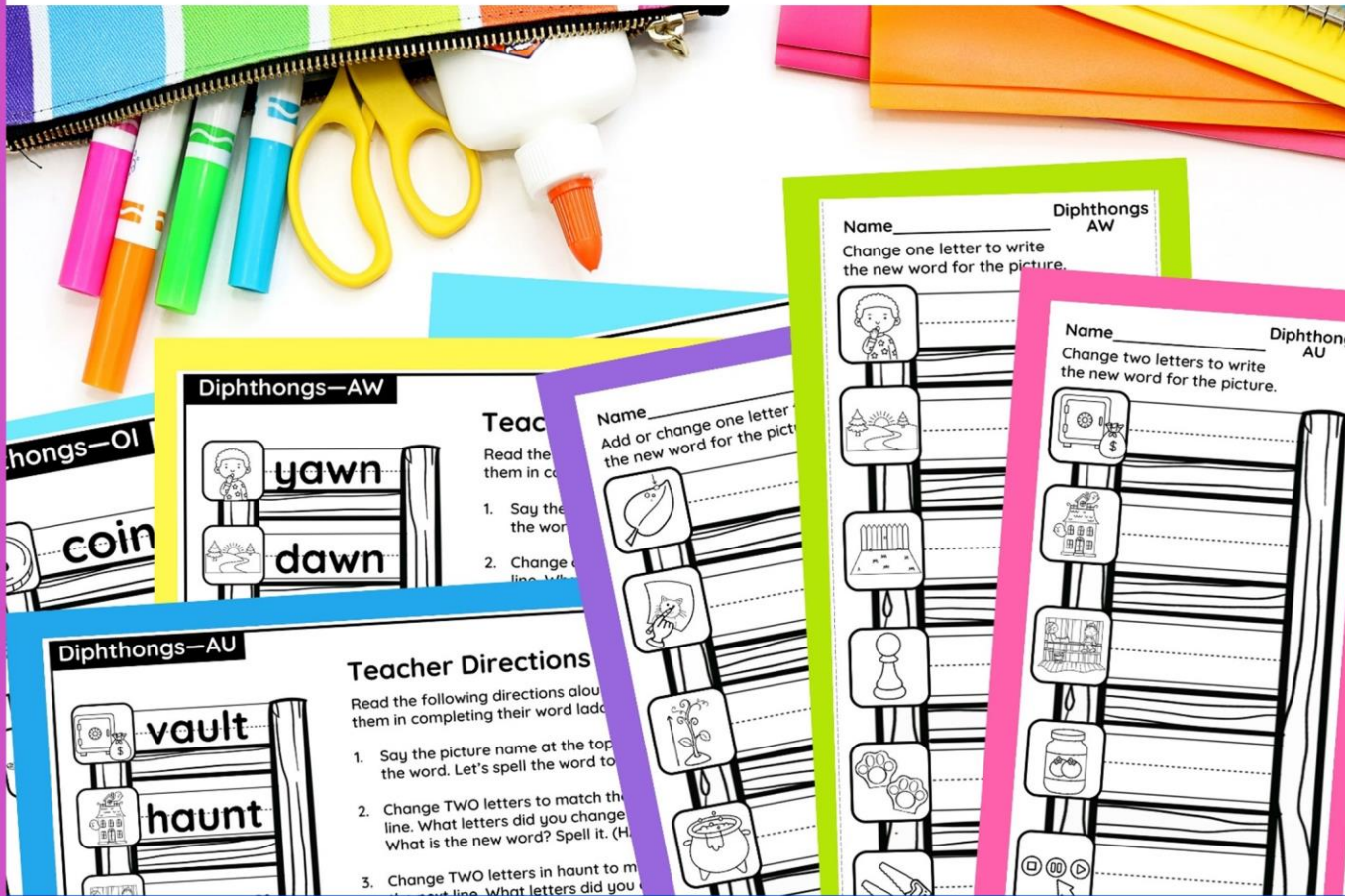


Science of Reading Aligned

WORD LADDERS DIPHTHONGS



50 Phonics Word Ladders

Linda Kamp

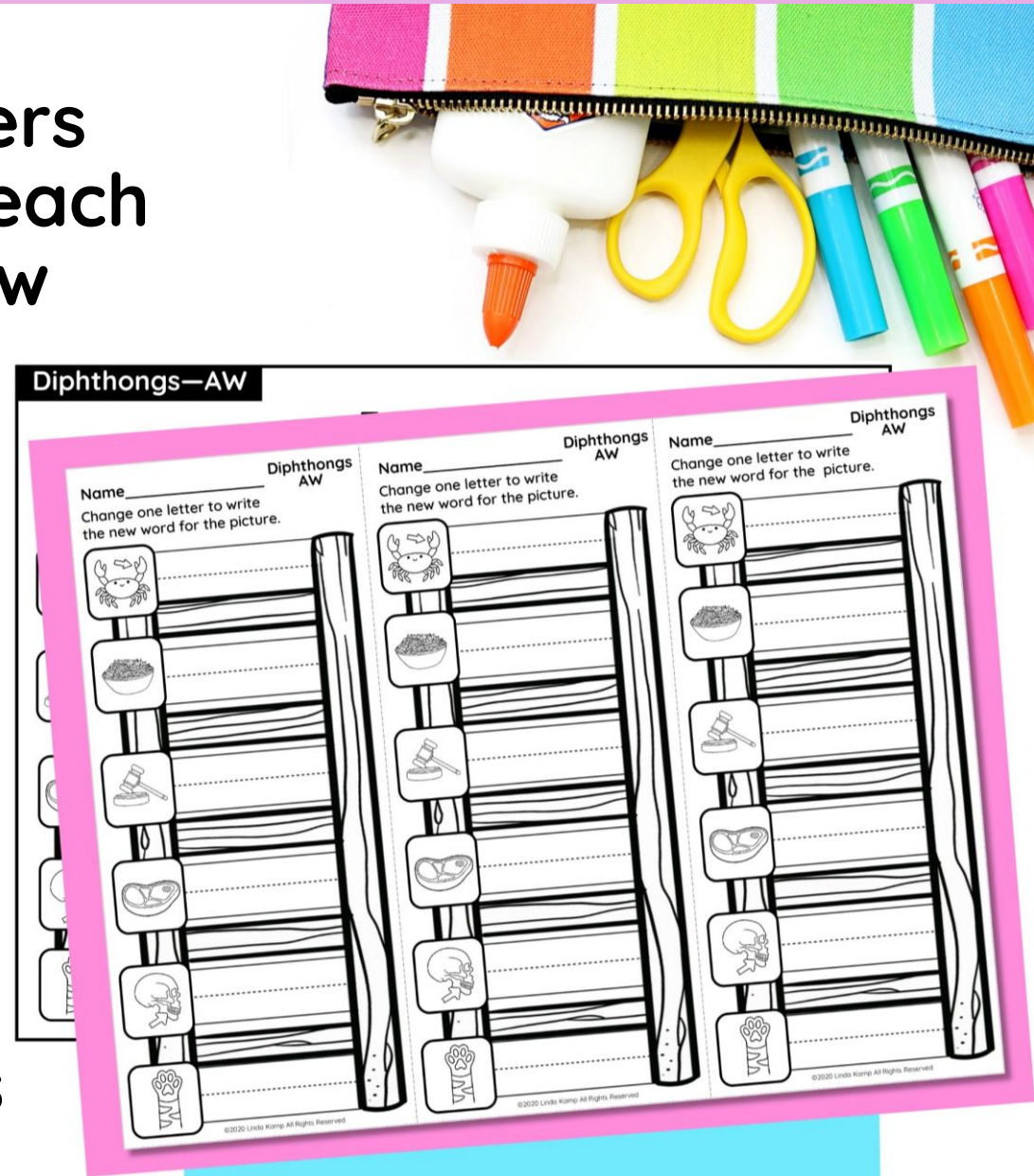


This resource includes:

20 Printable word ladders with picture prompts for each short vowel + mixed review

20 Projectable word ladders with guiding picture prompts

10 Projectable word ladders with starting prompt for students to generate their own words



*Printing 3 per page saves you paper!



ALSO INCLUDES:

Guided teacher scripts & answer keys for each word ladder activity

Diphthongs—OI

Teacher Directions

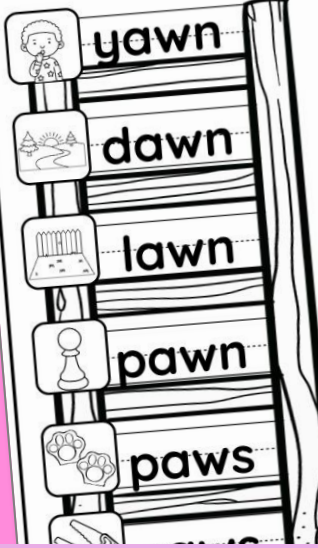
Read the following directions aloud to students them in completing their word ladders.



Diphthongs—AW

Teacher Directions

Read the following directions aloud to students to guide them in completing their word ladders.



1. Say the picture name at the top of the ladder. Write the word. Let's spell the word together (YAWN).
2. Change one letter to match the picture in the next line. What letter did you change? (Y to D) What is the new word? Spell it. (DAWN).
3. Change one letter in dawn to match the picture on the next line. What letter did you change? (D to L) What is the new word? Spell it. (LAWN)
4. Change one letter in lawn to match the picture on the next line. What letter did you change? (L to P) What is the new word? Spell it. (PAWN)
5. Change one letter in pawn to match the picture on the next line. What letter did you change? (N to S) What is the new word? Spell it. (PAWS)
6. Change one letter in paws to match the picture on the next line. What letter did you change? (P to S) What is the new word? Spell it. (SAWS)

Diphthongs—OO like moon


Teacher Directions

Read the following directions aloud to students to guide them in completing their word ladders.

Diphthongs—AU

Teacher Directions

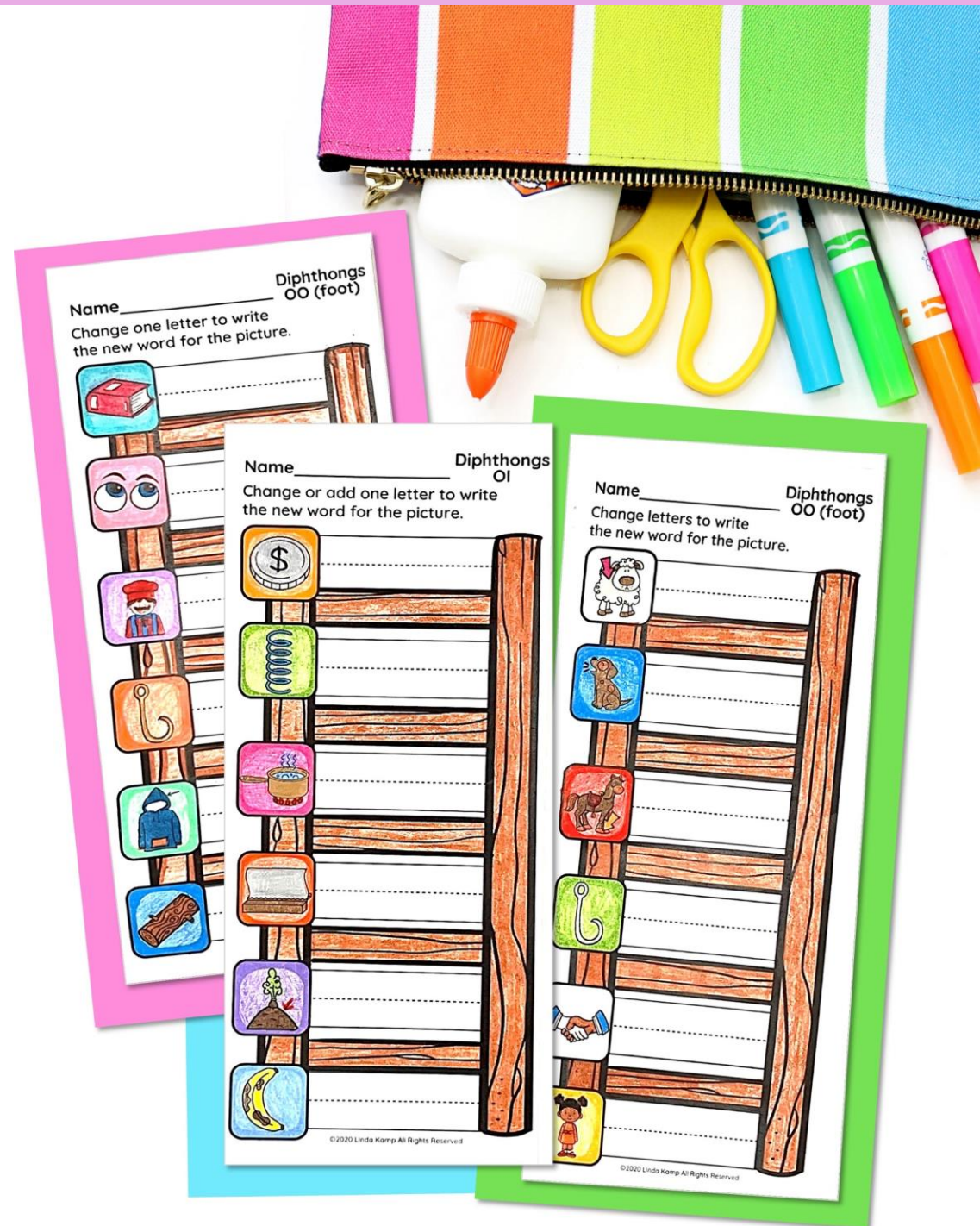
Read the following directions aloud to students to guide them in completing their word ladders.



1. Say the picture name at the top of the ladder. Write the word. Let's spell the word together (VAULT).
2. Change TWO letters to match the picture in the next line. What letters did you change? (V to H; L to N) What is the new word? Spell it. (HAUNT).
3. Change TWO letters in haunt to match the picture on the next line. What letters did you change? (H to S; T to A) What is the new word? Spell it. (SAUNA)
4. Change TWO letters in sauna to match the picture on the next line. What letters did you change? (S to C; A to E) What is the new word? Spell it. (SAUCE)
5. Change TWO letters in sauce to match the picture on the next line. What letters did you change? (S to P; C to S) What is the new word? Spell it. (PAUSE)
6. Change TWO letters in pause to match the picture on the next line. What letters did you change? (P to S; A to S) What is the new word? Spell it. (SAUSE)

DIPHTHONGS INCLUDED:

- /AU/ like launch
- /AW/ like claw
- /EW/ like dew
- /OO/ like moon
- /OO/ like foot
- /OI/ like coin
- /OY/ like toy
- /OU/ like sound
- /OW/ like tow
- /OW/ like plow



Why use Word Ladders?

BENEFITS:



A fun and easy way to practice phoneme substitution and build phonemic awareness



Supports decoding and encoding skills for reading and spelling practice



Words move in a progression that requires higher-level thinking

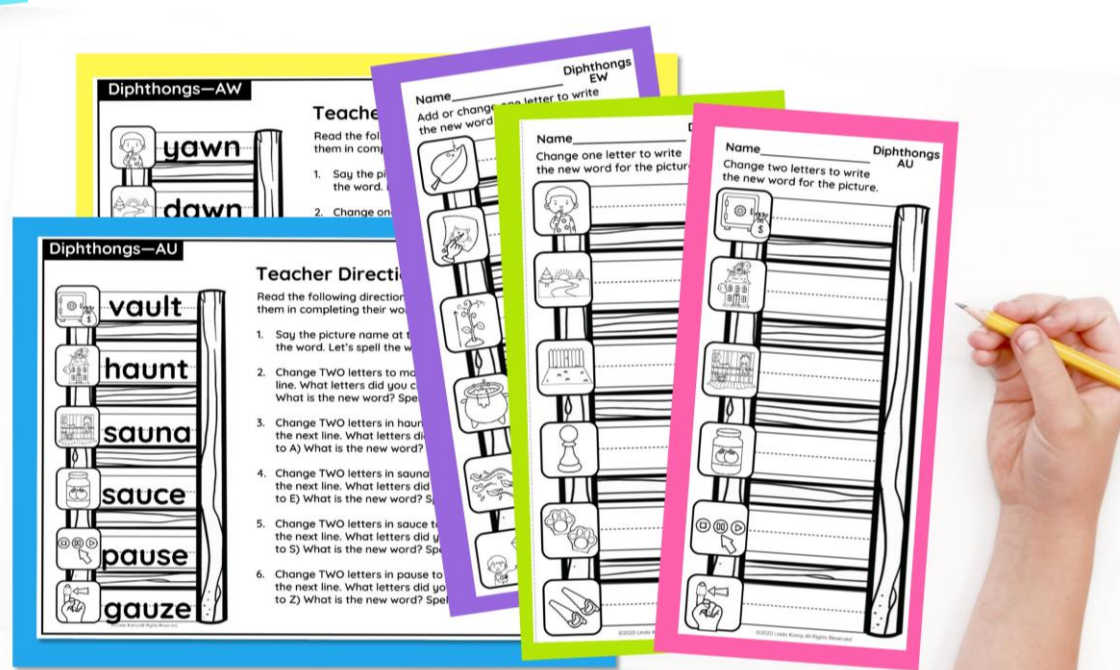


When to use Word Ladders




- ★ During phonics lessons as practice or review
- ★ Perfect for literacy centers
- ★ Ideal for small groups and interventions

- ★ Easily leave them for a sub
- ★ Fun for fast finishers



Easy prep phonics centers!



MAKE SELF-CHECKING PHONICS CENTERS!

- ➔ Print ladders on colored paper.
- ➔ Glue the answer key to the back and laminate
- ➔ Place the ladders on a ring and into your center!


PRO TIP: Use fine line Mr. Sketch markers to write. They're water-based & wipe off with a damp paper towel!

Includes differentiated practice

30 Projectable word ladders on PowerPoint + Google Slides in **2 levels**





Easily differentiate with a 5-picture prompt version



Or use the 1-picture prompt version for students to generate their own words!

Students climb up or down the ladder to the treehouse!

How to use projectable Word Ladders



Project them on your whiteboard for students to write on!

★ Ideal for whole class practice during phonics lessons & partner play during centers!

★ Model phoneme substitution

★ Demonstrate for students how to use the printable word ladders

← Self-checking answer slides give students instant feedback

You may like these phonics units too!

CLICK HERE to see these and many more!

WORD MAPPING DIPHTHONGS

Science of Reading Aligned *Linda Kamp*

SECOND GRADE PHONICS

Teaching POWERPOINT | Easy-Prep CENTERS | Decodable PASSAGES | Practice WORKSHEETS | Posters & ASSESSMENTS

DIPHTHONGS

WORD MAPPING CVCe LONG VOWELS

Science of Reading Aligned *Linda Kamp*

SECOND GRADE PHONICS

Teaching POWERPOINT | Easy-Prep CENTERS | Decodable PASSAGES | Practice WORKSHEETS | Posters & ASSESSMENTS

CONSONANT DIGRAPHS

Science of Reading Aligned WORD LADDERS DIGRAPHS

Printables + PowerPoint

Linda Kamp

SECOND GRADE PHONICS

Teaching POWERPOINT | Easy-Prep CENTERS | Decodable PASSAGES | Practice WORKSHEETS | Posters & ASSESSMENTS

INITIAL BLENDS