


Science of Reading Aligned

# WORD LADDERS

## CVC SHORT VOWELS



55 Phonics Activities

Linda Kamp




# Build phonemic awareness with:

**15** Printable word ladders with picture prompts for each short vowel + mixed review

**40** Projectable word ladders with guiding picture prompts

With differentiation options for students to start with one picture then generate their own words.



\*Printing 3 per page saves you paper!





# ALSO INCLUDES:

Guided teacher scripts & answer keys for each word ladder activity


## CVC Short o



### Teacher Directions

Read the following directions aloud to students to guide them in completing their word ladders.

## CVC Mixed Practice



### Teacher Directions

Read the following directions aloud to students to guide them in completing their word ladders.

1. Say the picture name at the top of the ladder. Write the word. Let's spell the word together (CUB).
2. Change one letter to match the picture in the next line. What letter did you change? (U to O) What is the new word? Spell it. (COB).
3. Change one letter in cob to match the picture on the next line. What letter did you change? (B to P) What is the new word? Spell it. (COP).
4. Change one letter in cop to match the picture on the next line. What letter did you change? (O to A) What is the new word? Spell it. (CAP).
5. Change one letter in cap to match the picture on the next line. What letter did you change? (C to T) What is the new word? Spell it. (TAP).
6. Change one letter in tap to match the picture on the next line. What letter did you change? (A to I) What is the new word? Spell it. (TIP).

Answer Key

## CVC Short i




### Teacher Directions

Read the following directions aloud to students to guide them in completing their word ladders.

1. Say the picture name at the top of the ladder. Write the word. Let's spell the word together (ZIP).

## CVC Short a



### Teacher Directions

Read the following directions aloud to students to guide them in completing their word ladders.

1. Say the picture name at the top of the ladder. Write the word. Let's spell the word together. (CAB)
2. Change one letter to match the picture in the next line. What letter did you change? (B to T) What is the new word? Spell it (CAT).
3. Change one letter in cat to match the picture in the next line. What letter did you change? (A to A) What is the new word? Spell it (CAT).
- 4.
- 5.
6. Change one letter in tap to match the picture on the next line. What letter did you change? (G to P) What is the new word? Spell it (TAP).

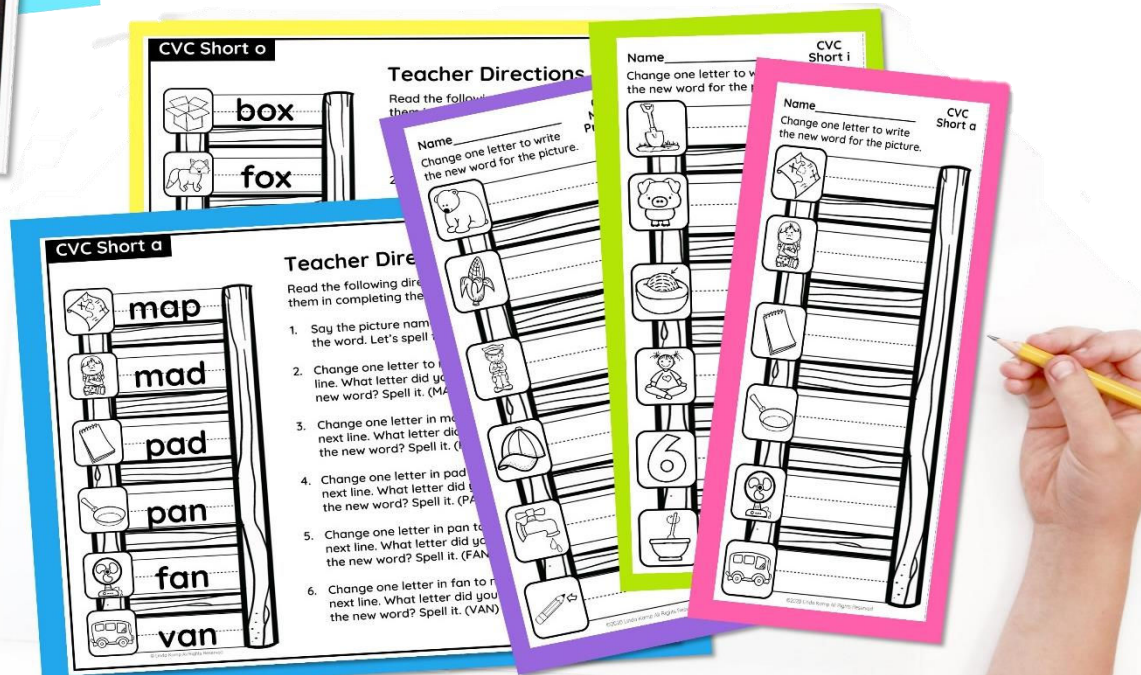
Step-by-step teacher script for a guided activity

# When to use Word Ladders

- ★ During phonics lessons as practice or review
- ★ Perfect for literacy centers
- ★ Ideal for small groups and interventions



- ★ No-prep activities to leave for a sub
- ★ Fun for fast finishers





# Easy prep phonics centers!



## MAKE SELF-CHECKING PHONICS CENTERS!

- ➔ Print ladders on colored paper.
- ➔ Glue the answer key to the back and laminate.
- ➔ Place the ladders on a ring and into your center!

**PRO TIP:** Use fine line Mr. Sketch markers to write. They're water-based & wipe off with a damp paper towel!

# Why use Word Ladders?

## BENEFITS:


- ✓ A fun and easy way to practice phoneme substitution and build phonemic awareness
- ✓ Supports decoding and encoding skills for reading and spelling practice
- ✓ Words move in a progression that requires higher-level thinking



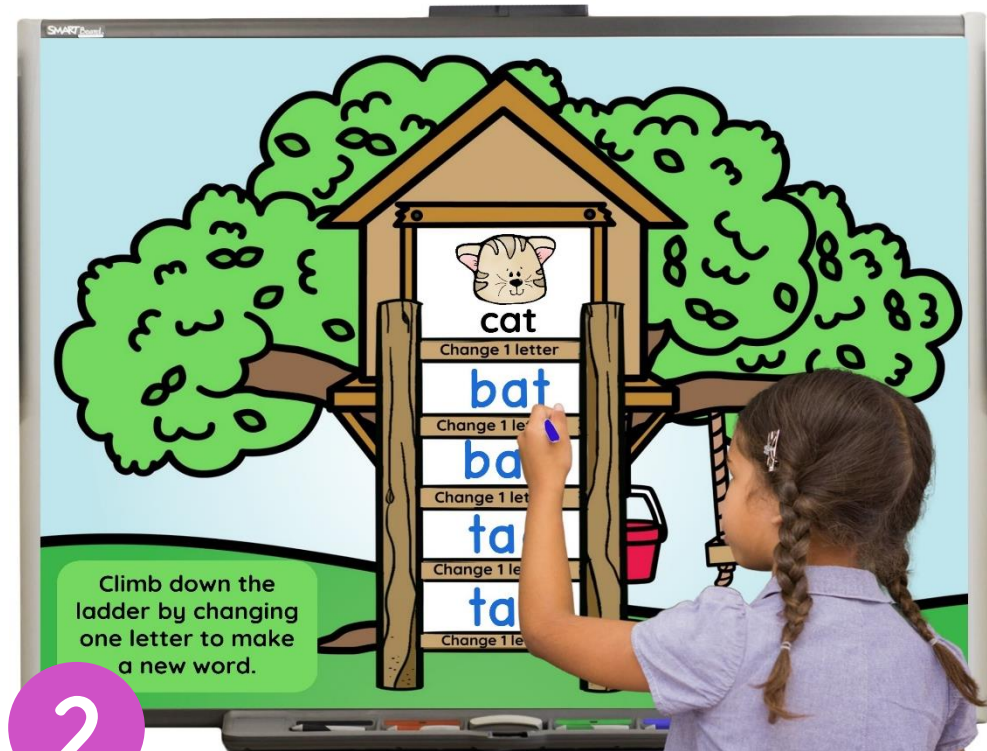


# Easily differentiate practice activities

**40** Projectable word ladders on PowerPoint + Google Slides in **2 levels**



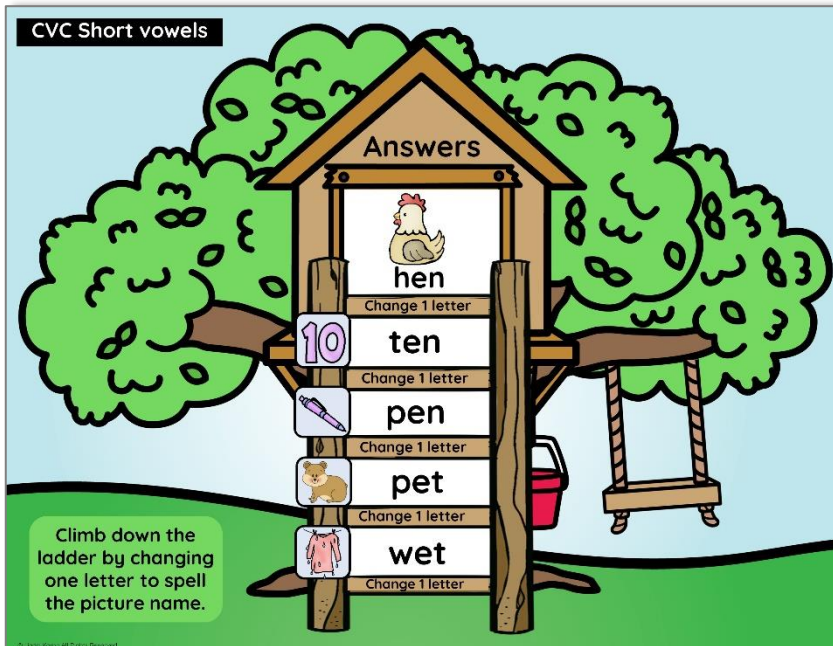

Easily differentiate with a 5-picture prompt version



Or use the 1-picture prompt version for students to generate their own words!

Students climb up or down the ladder to the treehouse!

# How to use projectable Word Ladders



Project them on your whiteboard for students to write on!

★ Ideal for whole class practice during phonics lessons & partner play during centers

★ Model phoneme substitution

★ Demonstrate for students how to use the printable word ladders

← Self-checking answer slides give students instant feedback



# You may like these phonics units too!

## [CLICK HERE](#) to see these and many more!

### WORD MAPPING CVC SHORT VOWELS

Science of Reading Aligned *Linda Kamp*

### WORD MAPPING BUNDLE

80 Phonics Patterns

### SECOND GRADE PHONICS

Teaching POWERPOINT   Easy-Prep CENTERS   Decodable PASSAGES   Practice WORKSHEETS   Posters & ASSESSMENTS

### CVC SHORT VOWELS

### SECOND GRADE PHONICS

SHORT VOWELS  
LONG VOWELS  
WORD FAMILIES  
CONSONANT DIGRAPHS

### UNIT 1 BUNDLE

### Digital PHONICS

### BUNDLE

### SHORT VOWELS