
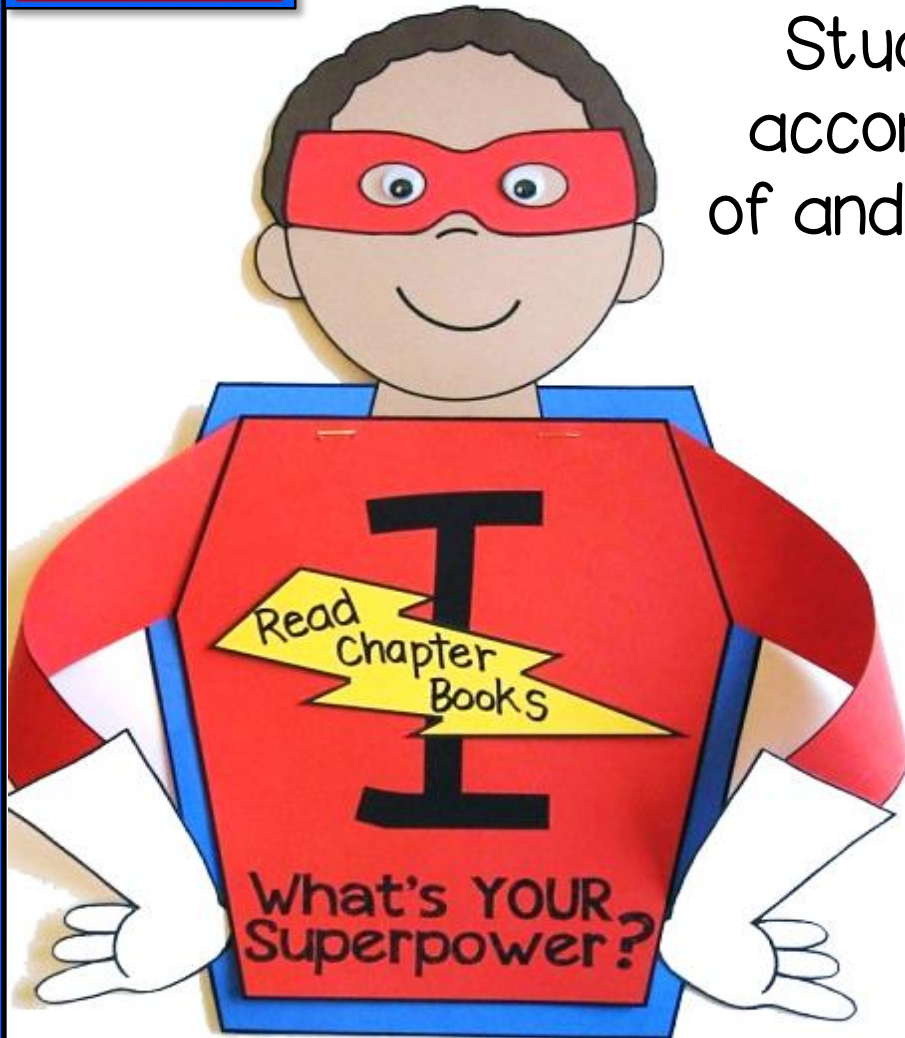


REFLECT ON ACCOMPLISHMENTS

Students choose an ability or accomplishment they are proud of and write it in the lightning bolt.




STEPS TO ACHIEVING A THEIR GOAL



Students explain how they accomplished their goal.





SET NEW LEARNING GOALS

FOR BACK TO SCHOOL OR MID YEAR

Use the templates for students to set new learning goals for the year.

AT THE END OF THE YEAR

Use the templates for students to reflect on their accomplishments and set new goals for next year.



I DEVELOPED MY SUPERPOWER BY...



THIS YEAR MY GOAL IS...



THIS YEAR MY GOAL IS...



NEXT YEAR MY GOAL IS...



NEXT YEAR MY GOAL IS...




I AM PROUD OF THIS BECAUSE...



DIRECT



Cut out the head, eye holes and mask. Glue the hair glue the eye holes onto the glue, center and attach the mask on to the head.



Trim booklet cover and writing pages. Staple to at the top of the booklet.

What's Your SUPERPOWER? WRITING CRAFT



Booklet Back Copy 1 per student on blue or purple paper

Head & Mask Eye Holes Copy 1 set per student on white paper

Girl Hair Copy 1 per student on hair colored paper

Mask Copy 1 per student on red or purple paper

Arms Copy 2 per student on red or turquoise paper

Boy Hair Copy 1 per student on white paper

Booklet Cover Add On Copy 1 per student on yellow paper


Legs Copy 1 set per student on white paper

I

What's YOUR Superpower?

Directions: Write your superpower (something you have worked hard to accomplish or improve) in the lightning bolt. Cut out the lightning bolt and glue it across the letter I. Cut out the shape on the dark lines.

SUPERHERO WRITING BOOKLET



Linda Kamp

