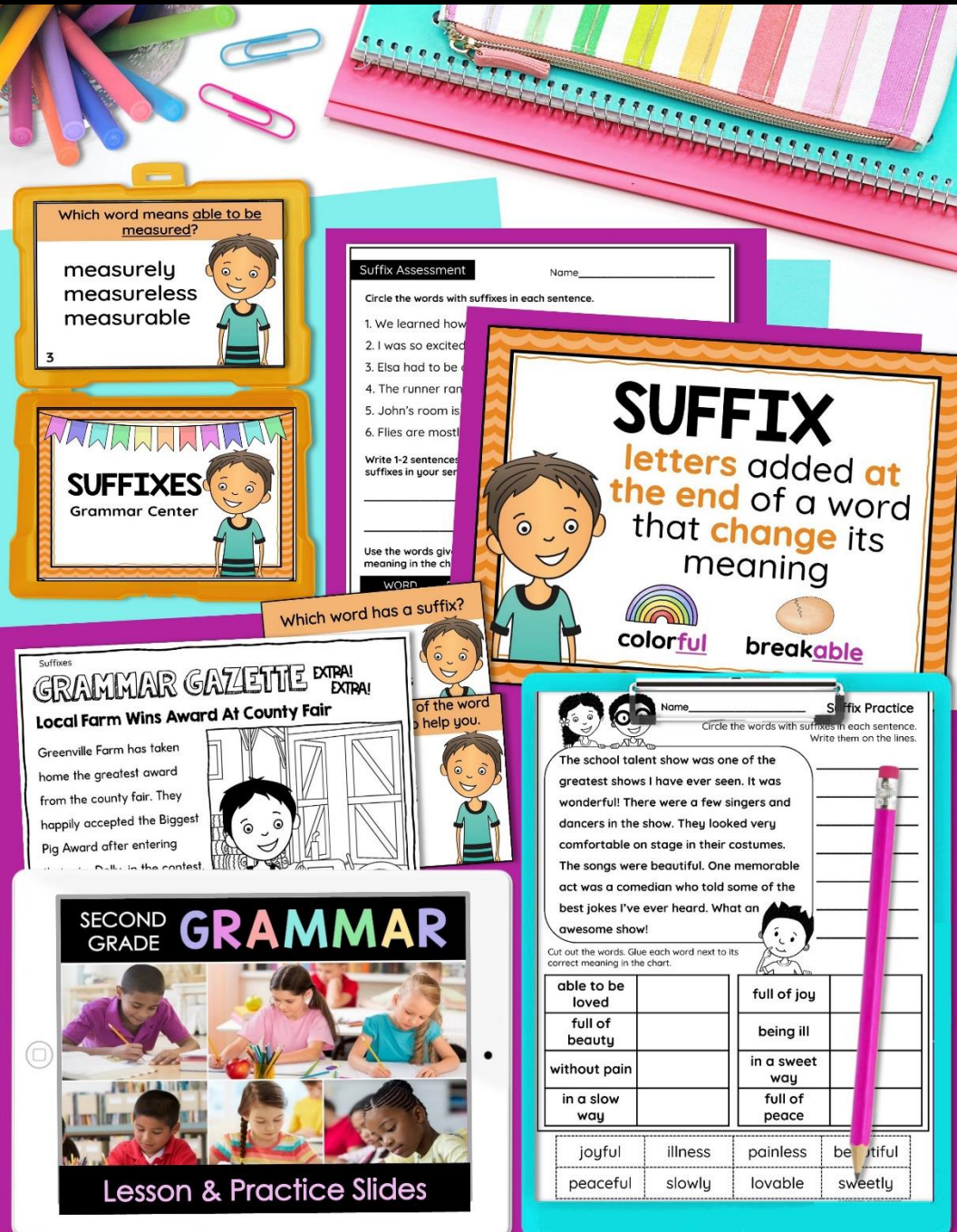


Included in the unit:

An entire week of grammar including:

- 15-Minute daily routine
- Lesson plan
- Teaching PowerPoint
- Practice worksheet
- Reading passage
- Writing activity
- Center task cards
- Assessment
- Skill poster



Daily Grammar Practice

Each unit follows a simple & effective weekly routine

Daily Routine

Monday Minilesson | Group practice

Tuesday Partner practice & worksheet

Wednesday Center activity

Thursday Reading passage & writing activity

Friday Assessment

SUFFIXES

Second Grade Grammar
L.2.4

Monday

- Minilesson

*Each day's lesson & activity is designed to take 15 minutes.

1. Project the teaching PowerPoint. Introduce the weekly grammar skill. Read the lesson slides with students.
2. Follow the minilesson with whole group practice. For the first practice slide, up to 32 students can play. Call on a student to read the first word on the list and tell if it has a suffix or not. The next student slides a check or X to the word. The next two slides are additional practice slides to reinforce the skill throughout the week.
3. Students work with a partner for the partner practice slide. Students use a journal, scrap paper, or whiteboards for the writing portion of the slide.

Tuesday

- Practice worksheet

1. Review the minilesson slides if needed. Project the Talk About It slide for students to review further.
2. Students complete the practice worksheet. Two options are included. You could use both during class time or send one home for homework or extra practice.

Wednesday

- Task Card

Students continue practice using task cards. Use the cards as a literacy center or place them around the room for students to "roam the room" to complete with a partner. Another option is to spread the cards onto desks.

SUFFIX

letters added **at**
the **end** of a word
that **change** its
meaning



colorful



breakable

With lessons plan & teacher directions

Day 1 Introduce the Skill

Minilesson & activity slides on PowerPoint

- Teaching slides to introduce the skill
- Interactive slides with moveable pieces to model & practice whole group
- Partner slides to review & practice together

Common Suffixes

WHAT DOES IT MEAN? PRACTICE

-LY

in a _____

truthful

loudest

softness

Tell what each word means using what you know about suffixes.

ROOT WORD • SUFFIX | MEANING

SUFFIXES

Suffixes are letters added to the end of a root word that change its meaning.

-er

-est

-ful

-less

inter

ess

more

most

full of

Common Suffixes

-ABLE
able to be

EXAMPLES:
taller
smarter
faster

EXAMPLES:
tallest
smartest
fastest

EXAMPLES:
hopeful
joyful
thankful

-able

-er

-ly

ROOT WORD • SUFFIX | MEANING

able | able to be washed

Common Suffixes

-LESS

SUFFIX SPELLING RULES

SPELLING

RULE #2: DROP THE E

Common Suffixes

-FUL

Common Suffixes

-ER

What is a suffix?

Suffixes are letters added to the end of a root word that change its meaning.



colorful



breakable

What is a suffix?

think of the parts of a pencil.
the parts of a pencil.

root
word

suffix

Day 1 Introduce the Skill

Suffixes include:

SUFFIXES

Suffixes are letters added to the end of a root word that change its meaning.



-er	-est	-ful	-less
more	most	full of	without
EXAMPLES: taller smarter faster	EXAMPLES: tallest smartest fastest	EXAMPLES: hopeful joyful thankful	EXAMPLES: fearless helpless colorless
-able	-er	-ly	-ness
able to be	person who	in a ____ way	being ____
EXAMPLES: breakable washable fixable	EXAMPLES: teacher singer helper	EXAMPLES: slowly calmly quietly	EXAMPLES: sadness sickness happiness

- -ful
- -less
- -able
- -ly
- -ness
- -er
- -est

Day 2 Partner & Independent Practice

TALK ABOUT IT

Review

Tell your partner what a suffix is.



Can you form two

PARTNER PRACTICE

I honestly think you're the best player!
 The harmful sickness made her feel weaker.
 Jim's silliness makes him even more likable.





Tell your partner the words with suffixes in each sentence. Write them on your paper.



Practice worksheets

Name _____ Suffix Practice 2


Use the words given to write the root word, the suffix, and the word's meaning in the chart.

Name _____ Suffix Practice

Circle the words with suffixes in each sentence. Write them on the lines.

The school talent show was one of the greatest shows I have ever seen. It was wonderful! There were a few singers and dancers in the show. They looked very comfortable on stage in their costumes. The songs were beautiful. One memorable act was a comedian who told some of the best jokes I've ever heard. What an awesome show!



Cut out the words. Glue each word next to its correct meaning in the chart.

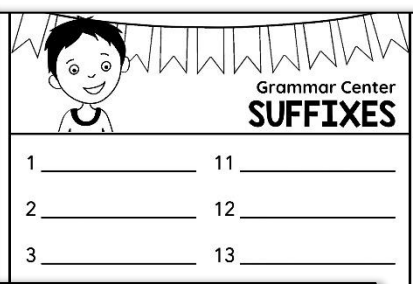

able to be loved		full of joy	
full of beauty		being ill	
without pain		in a sweet way	
in a slow way		full of peace	

joyful illness painless beautiful




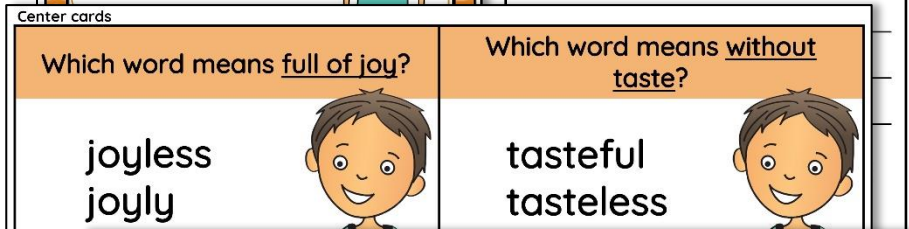
Partner practice slides



Day 3 Center activity



Task card game for students to practice independently at a grammar center



Or use them whole group

- for a Gallery walk or a Roam the Room
- to play Scoot
- to project them on your whiteboard to play

Day 4 Apply the skill in writing


Easily differentiate with three formats to choose from

Suffixes

GRAMMAR GAZETTE EXTRA! EXTRA!

Local Farm Wins Award At County Fair

Greenville Farm has taken home the greatest award from the county fair. They happily won the Biggest Pig Contest by winning their prize. Dolly was larger than any pig in the competition, but she



3

Suffixes


GRAMMAR GAZETTE EXTRA! EXTRA!

Suffixes


GRAMMAR GAZETTE EXTRA! EXTRA!

Title _____

Written by _____



1



2

Picture for a news story. Circle the words with word bank to help you or use your own words.

county fair	farmer
best	spotless large

1. Students write a newspaper story using words in the target skill.

2. Students who need more guidance use the word bank version.

3. Students read the article and circle words in the target grammar skill.

Day 5 Assessment

Suffix Assessment

Name _____

Circle the words with suffixes in each sentence.

1. We learned how important kindness is today.
2. I was so excited to meet the adorable puppy!
3. Elsa had to be careful on her icy driveway.
4. The runner ran so quickly he won the race!
5. John's room is cleaner than his brother's.
6. Flies are mostly harmless, so I'm not fearful of them.

Write 1-2 sentences using 2 or more words with suffixes. Circle the suffixes in your sentences.

Use the words given to write the root word, the suffix, and the word's meaning in the chart.

WORD	ROOT WORD	SUFFIX	MEANING
sadly			
hopeless			
nicest			

Students take an easy-to-grade assessment

With simple questions to determine if students can:

- identify the skill
- generate examples
- apply the skill in writing

Why Daily Grammar Practice?

SECOND GRADE GRAMMAR



Minilesson

PowerPoint

Task Cards

Passage

Writing

Worksheet

Assessment

Suffixes

- Easy to implement 15-minute daily routine
- Ready-to-use lessons and activities
- The no-fluff tasks fit easily into your schedule
- Students practice and apply the skill in a variety of ways
- Partner talk engages all students
- Simple, easy to grade activities
- No prep required-Make copies and that's it!

[Click here](#) to see all the units

Each unit is available separately or in money-saving bundles.

SECOND GRADE GRAMMAR

YEARLONG MEGA BUNDLE



Lesson Plans

PowerPoints

Task Cards

Passages

Writing

Worksheets

Assessments

A Full Year of Grammar & Language

SECOND GRADE GRAMMAR

SECOND GRADE GRAMMAR Nouns Mission: Assessment PowerPoint Task Cards Passage Writing Worksheet	SECOND GRADE GRAMMAR Verbs Mission: Assessment PowerPoint Task Cards Passage Writing Worksheet	SECOND GRADE GRAMMAR Adjectives Mission: Assessment PowerPoint Task Cards Passage Writing Worksheet
---	---	--

Bundle 1 Linda Kamp

SECOND GRADE GRAMMAR

SECOND GRADE GRAMMAR Collective Nouns Mission: Assessment PowerPoint Task Cards Passage Writing Worksheet	SECOND GRADE GRAMMAR Possessive Nouns Mission: Assessment PowerPoint Task Cards Passage Writing Worksheet	SECOND GRADE GRAMMAR Pronouns Mission: Assessment PowerPoint Task Cards Passage Writing Worksheet
--	--	--

Bundle 2 Linda Kamp

SECOND GRADE GRAMMAR

SECOND GRADE GRAMMAR Verb Tenses Mission: Assessment PowerPoint Task Cards Passage Writing Worksheet	SECOND GRADE GRAMMAR Irregular Past Tense Verbs Mission: Assessment PowerPoint Task Cards Passage Writing Worksheet	SECOND GRADE GRAMMAR Using Quotation Marks Mission: Assessment PowerPoint Task Cards Passage Writing Worksheet
---	--	---

Bundle 4 Linda Kamp

SECOND GRADE GRAMMAR

SECOND GRADE GRAMMAR Contractions Mission: Assessment PowerPoint Task Cards Passage Writing Worksheet	SECOND GRADE GRAMMAR Compound Words Mission: Assessment PowerPoint Task Cards Passage Writing Worksheet	SECOND GRADE GRAMMAR Using Commas Mission: Assessment PowerPoint Task Cards Passage Writing Worksheet
--	--	--

Bundle 3 Linda Kamp

SECOND GRADE GRAMMAR

SECOND GRADE GRAMMAR Context Clues Mission: Assessment PowerPoint Task Cards Passage Writing Worksheet	SECOND GRADE GRAMMAR Alphabetical Order Mission: Assessment PowerPoint Task Cards Passage Writing Worksheet	SECOND GRADE GRAMMAR Dictionary Skills Mission: Assessment PowerPoint Task Cards Passage Writing Worksheet
---	--	---

Bundle 5 Linda Kamp

SECOND GRADE GRAMMAR

SECOND GRADE GRAMMAR Simple & Compound Sentences Mission: Assessment PowerPoint Task Cards Passage Writing Worksheet	SECOND GRADE GRAMMAR Adverbs Mission: Assessment PowerPoint Task Cards Passage Writing Worksheet	SECOND GRADE GRAMMAR Prepositions Mission: Assessment PowerPoint Task Cards Passage Writing Worksheet
---	---	--

Bundle 6 Linda Kamp