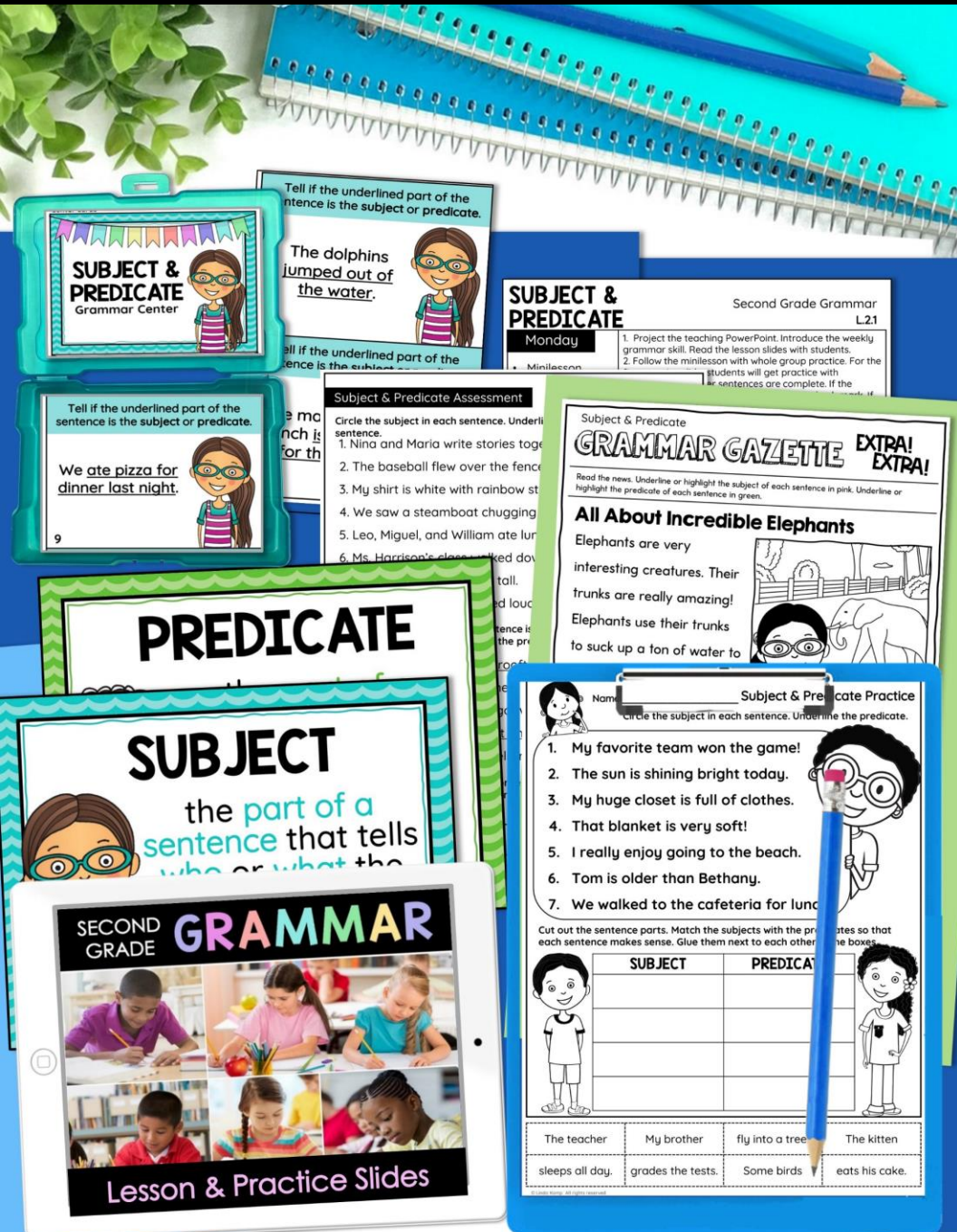


# Included in the unit:

An entire week of grammar including:

- 15-Minute daily routine
- Lesson plan
- Teaching PowerPoint
- Practice worksheet
- Reading passage
- Writing activity
- Center task cards
- Assessment
- Skill poster



# Daily Grammar Practice

Each unit follows a simple & effective weekly routine

## SUBJECT & PREDICATE

Second Grade Grammar  
L.2.1

Monday

- Minilesson

\*Each day's lesson & activity is designed to take 15 minutes.

1. Project the teaching PowerPoint. Introduce the weekly grammar skill. Read the lesson slides with students.
2. Follow the minilesson with whole group practice. For the first practice slide, students will get practice with determining whether sentences are complete. If the sentence is a complete sentence, it gets a check mark. If it is incomplete, move an X next to it and tell whether the sentence part is a subject or a predicate. There are two other practice slides to help students identify subjects and predicates. These can be used to replace the first practice or in addition to the first practice. One of the practice activities can also be used on another day to help students review the skill.
3. Students work with a partner for the partner practice slide. Students use a journal, scrap paper, or whiteboards for the writing portion of the slide.

Tuesday

- Practice worksheet

Wednesday

- Task Card Center

Thursday

### Daily Routine

Monday Minilesson | Group practice

Tuesday Partner practice & worksheet

Wednesday Center activity

Thursday Reading passage & writing activity

Friday Assessment

## PREDICATE

the part of a sentence that tells what the subject does or is

## SUBJECT

the part of a sentence that tells who or what the sentence is about



The children play with blocks.

With lesson plans, poster & teacher directions



# Day 1 Introduce the Skill

## Minilesson & activity slides on PowerPoint

- Teaching slides to introduce the skill
- Interactive slides with moveable pieces to model & practice whole group
- Partner slides to review & practice together

### Subject & Predicate



The bat flies in the sky.

What is the **subject** in this sentence?

### WHAT'S THE SUBJECT? PRACTICE

Some people are afraid of dogs.  
Kara wore a purple dress.  
The crowd cheered loudly.

Underline the subject of each sentence.

### Subject & Predicate

EXAMPLE:

The mouse eats the cheese.

### IS IT A COMPLETE SENTENCE? PRACTICE

Jumped into a pond.  
Camille and Gary.



yes

no

### What is a predicate?

The predicate of a sentence tells what the subject does.

For example,

### What is a subject?

To figure out the subject of a sentence, ask yourself:

### What is a subject?

The subject of a sentence tells who or what the sentence is about.

For example,

The child plays with blocks.

The child is the subject of the sentence.

### What are sentence parts?

Sentences are made up of different parts.

All complete sentences have a **SUBJECT** and a **PREDICATE**.

# Day 2 Partner & Independent Practice



## TALK ABOUT IT

**Review** Tell your partner what the subject and predicate of a sentence are.



## PARTNER PRACTICE

The friendly kid invited me over to play.  
Kira and Henry go fishing together.  
My whole family plays board games.



Tell your partner the subject and predicate in each sentence. Choose one sentence to write on your paper. Circle the subject and underline the predicate.




## Partner practice slides



Name \_\_\_\_\_ Subject & Predicate Practice

Circle the subject in each sentence. Underline the predicate.

1. My favorite team won the game!
2. The sun is shining bright today.
3. My huge closet is full of clothes.
4. That blanket is very soft!
5. I really enjoy going to the beach.
6. Tom is older than Bethany.
7. We walked to the cafeteria for lunch.



Cut out the sentence parts. Match the subjects with the predicates so that each sentence makes sense. Glue them next to each other in the boxes.



SUBJECT	PREDICATE



The teacher

My brother

fly into a tree.

The kitten



# Worksheet for independent practice



# Day 3 Center activity

Task card game for students to practice independently at a grammar center

Or use them whole group

- for a Gallery walk or a Roam the Room
- to play Scoot
- to project them on your whiteboard to play

Grammar Center SUBJECT & PREDICATE

1 \_\_\_\_\_ 11 \_\_\_\_\_

Grammar Center SUBJECT & PREDICATE

1 \_\_\_\_\_ 11 \_\_\_\_\_

What is the subject in the sentence below?

The girl found her missing necklace.

What is the subject in the sentence below?

Tommy's team lost by one point.

What is the predicate in the sentence below?

My Jillian and Sam

What is the predicate in the sentence below?

Our whole class

Tell if the underlined part of the sentence is the subject or predicate.

We ate pizza for dinner last night.

Tell if the underlined part of the sentence is the subject or predicate.

Mason called his mom on the phone.

Tell if the underlined part of the sentence is the subject or predicate.

The dolphins jumped out of the water.

Tell if the underlined part of the sentence is the subject or predicate.

Jack, Ann, and Sue left the party early.

13

14

# Day 4 Apply the skill in writing

Easily differentiate with three formats to choose from

1. Students write a newspaper story using words in the target skill.

2. Students who need more guidance use the word bank version.


3. Students read the article and circle words in the target grammar skill.

Subject & Predicate  
**GRAMMAR GAZETTE** EXTRA!  
EXTRA!

Read the news. Underline or highlight the subject of each sentence in pink. Underline or highlight the predicate of each sentence in green.

**All About Incredible Elephants**

Elephants are very interesting creatures. Their trunks are amazing!



3

Elephants use their trunks to suck up a ton of water to drink. A trunk can also be

Subject & Predicate  
**GRAMMAR GAZETTE** EXTRA!  
EXTRA!

Subject & Predicate  
**GRAMMAR GAZETTE** EXTRA!  
EXTRA!

Title \_\_\_\_\_

Written by \_\_\_\_\_



1



2

Picture for a news story. Circle the subject and underline the predicate. You can use the word bank to help you or use your own words.

large	swim	trunk
ears	memory	cool

# Day 5 Assessment

## Subject & Predicate Assessment

Name \_\_\_\_\_

Circle the subject in each sentence. Underline the predicate in each sentence.

1. Nina and Maria write stories together during recess.
2. The baseball flew over the fence.
3. My shirt is white with rainbow stripes on it.
4. We saw a steamboat chugging down the river.
5. Leo, Miguel, and William ate lunch at the same table.
6. Ms. Harrison's class walked down the hall to the gym.
7. I am five and a half feet tall.
8. The lion at the zoo roared loudly at us.

If the underlined part of the sentence is the subject, write subject on the line. If the underlined part is the predicate, write predicate on the line.

9. The rain fell hard on the rooftop. \_\_\_\_\_
10. A mother bird built her nest in a tree. \_\_\_\_\_
11. The sandcastle we built got washed away. \_\_\_\_\_
12. Everyone in the class got an A on the test. \_\_\_\_\_
13. Nate and Jim rode camels in the desert. \_\_\_\_\_

Write a sentence about your favorite book. Circle the subject and underline the predicate in your sentence.

Students take an easy-to-grade assessment

With simple questions to determine if students can:

- identify the skill
- generate examples
- apply the skill in writing



# Why Daily Grammar Practice?

## SECOND GRADE GRAMMAR



Minilesson

PowerPoint

Task Cards

Passage

Writing

Worksheet

Assessment

## Subject & Predicate

- Easy to implement 15-minute daily routine
- Ready-to-use lessons and activities
- The no-fluff tasks fit easily into your schedule
- Students practice and apply the skill in a variety of ways
- Partner talk engages all students
- Simple, easy to grade activities
- No prep required-Make copies and that's it!



# Additional Second Grade Grammar



[Click here](#) to see all Second Grade Grammar units & bundles

**SECOND GRADE GRAMMAR**

<b>SECOND GRADE GRAMMAR</b> Nouns MiniLesson PowerPoint Task Cards Passage Writing Worksheet Assessment	<b>SECOND GRADE GRAMMAR</b> Verbs MiniLesson PowerPoint Task Cards Passage Writing Worksheet Assessment	<b>SECOND GRADE GRAMMAR</b> Adjectives MiniLesson PowerPoint Task Cards Passage Writing Worksheet Assessment
<b>SECOND GRADE GRAMMAR</b> Plural Nouns MiniLesson PowerPoint Task Cards Passage Writing Worksheet Assessment	<b>SECOND GRADE GRAMMAR</b> Irregular Plural Nouns MiniLesson PowerPoint Task Cards Passage Writing Worksheet Assessment	<b>SECOND GRADE GRAMMAR</b> Common & Proper Nouns MiniLesson PowerPoint Task Cards Passage Writing Worksheet Assessment

**Bundle 1** Linda Kamp

**SECOND GRADE GRAMMAR**

<b>SECOND GRADE GRAMMAR</b> Collective Nouns MiniLesson PowerPoint Task Cards Passage Writing Worksheet Assessment	<b>SECOND GRADE GRAMMAR</b> Possessive Nouns MiniLesson PowerPoint Task Cards Passage Writing Worksheet Assessment	<b>SECOND GRADE GRAMMAR</b> Pronouns MiniLesson PowerPoint Task Cards Passage Writing Worksheet Assessment
<b>SECOND GRADE GRAMMAR</b> Sentence Types MiniLesson PowerPoint Task Cards Passage Writing Worksheet Assessment	<b>SECOND GRADE GRAMMAR</b> Capitalization MiniLesson PowerPoint Task Cards Passage Writing Worksheet Assessment	<b>SECOND GRADE GRAMMAR</b> Homophones MiniLesson PowerPoint Task Cards Passage Writing Worksheet Assessment

**Bundle 2** Linda Kamp

**SECOND GRADE GRAMMAR**

<b>SECOND GRADE GRAMMAR</b> Contractions MiniLesson PowerPoint Task Cards Passage Writing Worksheet Assessment	<b>SECOND GRADE GRAMMAR</b> Compound Words MiniLesson PowerPoint Task Cards Passage Writing Worksheet Assessment	<b>SECOND GRADE GRAMMAR</b> Using Commas MiniLesson PowerPoint Task Cards Passage Writing Worksheet Assessment
<b>SECOND GRADE GRAMMAR</b> Prefixes MiniLesson PowerPoint Task Cards Passage Writing Worksheet Assessment	<b>SECOND GRADE GRAMMAR</b> Suffixes MiniLesson PowerPoint Task Cards Passage Writing Worksheet Assessment	<b>SECOND GRADE GRAMMAR</b> Abbreviations MiniLesson PowerPoint Task Cards Passage Writing Worksheet Assessment

**Bundle 3** Linda Kamp

**SECOND GRADE GRAMMAR**

<b>SECOND GRADE GRAMMAR</b> Verb Tenses MiniLesson PowerPoint Task Cards Passage Writing Worksheet Assessment	<b>SECOND GRADE GRAMMAR</b> Irregular Past Tense Verbs MiniLesson PowerPoint Task Cards Passage Writing Worksheet Assessment	<b>SECOND GRADE GRAMMAR</b> Using Quotation Marks MiniLesson PowerPoint Task Cards Passage Writing Worksheet Assessment
<b>SECOND GRADE GRAMMAR</b> Punctuation MiniLesson PowerPoint Task Cards Passage Writing Worksheet Assessment	<b>SECOND GRADE GRAMMAR</b> Shades of Meaning MiniLesson PowerPoint Task Cards Passage Writing Worksheet Assessment	<b>SECOND GRADE GRAMMAR</b> Multiple Meaning Words MiniLesson PowerPoint Task Cards Passage Writing Worksheet Assessment

**Bundle 4** Linda Kamp

**SECOND GRADE GRAMMAR**

<b>SECOND GRADE GRAMMAR</b> Context Clues MiniLesson PowerPoint Task Cards Passage Writing Worksheet Assessment	<b>SECOND GRADE GRAMMAR</b> Alphabetical Order MiniLesson PowerPoint Task Cards Passage Writing Worksheet Assessment	<b>SECOND GRADE GRAMMAR</b> Dictionary Skills MiniLesson PowerPoint Task Cards Passage Writing Worksheet Assessment
<b>SECOND GRADE GRAMMAR</b> Synonyms MiniLesson PowerPoint Task Cards Passage Writing Worksheet Assessment	<b>SECOND GRADE GRAMMAR</b> Literal & Nonliteral Language MiniLesson PowerPoint Task Cards Passage Writing Worksheet Assessment	<b>SECOND GRADE GRAMMAR</b> Formal & Informal Language MiniLesson PowerPoint Task Cards Passage Writing Worksheet Assessment

**Bundle 5** Linda Kamp