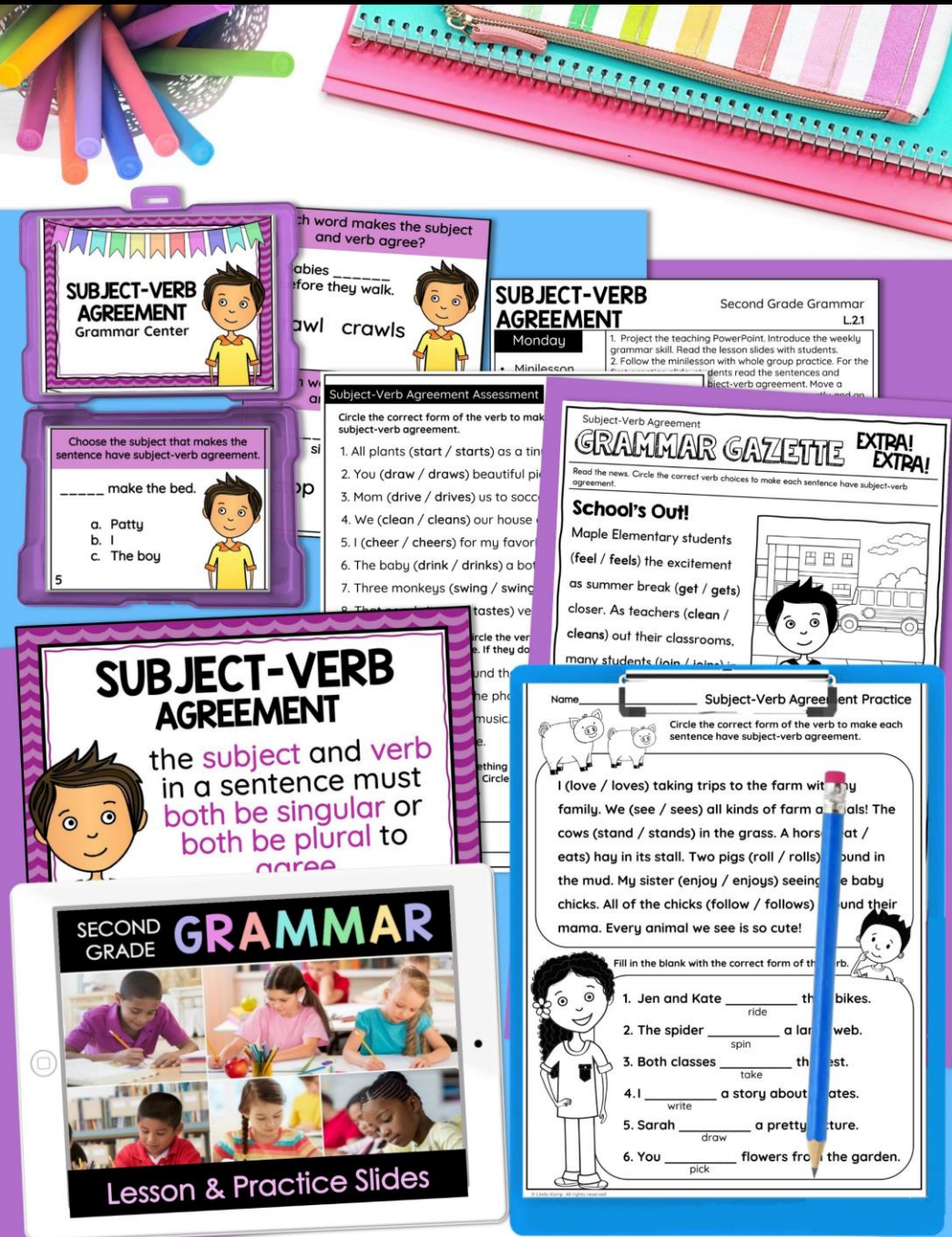


Included in the unit:

An entire week of grammar including:

- 15-Minute daily routine
- Lesson plan
- Teaching PowerPoint
- Practice worksheet
- Reading passage
- Writing activity
- Center task cards
- Assessment
- Skill poster



Daily Grammar Practice

Each unit follows a simple & effective weekly routine

SUBJECT-VERB AGREEMENT

Second Grade Grammar
L.2.1

Monday

- Minilesson

*Each day's lesson & activity is designed to take 15 minutes.

1. Project the teaching PowerPoint. Introduce the weekly grammar skill. Read the lesson slides with students.
2. Follow the minilesson with whole group practice. For the first practice slide, students read the sentences and decide if they have subject-verb agreement. Move a check next to sentences that are written correctly and an X next to incorrect sentences. There is another practice slide for additional subject-verb agreement practice. This can be used to replace the first practice or in addition to the first practice. One of the practice activities can also be used on another day to help students review the skill.
3. Students work with a partner for the partner practice slide. Students use a journal, scrap paper, or whiteboards for the writing portion of the slide.

Tuesday

- Practice worksheet

1. Review the minilesson slides if needed. Project the Talk About It slide for students to review further.

2. Students complete the practice worksheet.

Wednesday

- Task Card

- Students continue practice using task cards. Use the cards as a literacy center or place them around the room for students to "roam the room" to complete with a partner. Another option is to spread the cards onto desks.

Daily Routine

Monday Minilesson | Group practice

Tuesday Partner practice & worksheet

Wednesday Center activity

Thursday Reading passage & writing activity

Friday Assessment

SUBJECT-VERB AGREEMENT



the **subject** and **verb** in a sentence must **both be singular** or **both be plural** to **agree**

The **cat** **jumps** on the bed.



With lesson plans, poster & teacher directions

Day 1 Introduce the Skill

Minilesson & activity slides on PowerPoint

- Teaching slides to introduce the skill
- Interactive slides with moveable pieces to model & practice whole group
- Partner slides to review & practice together

MAKE THEM AGREE! PRACTICE

The flowers (smell / smells) good.

One player (score / scores) a point.

I (dance / dances) to the music.

Kayla and Tim (play / plays) tag.

Circle the correct verb choice for each sentence.

verb agreement?

at the

DO THEY AGREE? PRACTICE

I swim in the pool. ✓ yes

Sam and Kyle listen. ✗ no

Laura kick the ball. Decide if each

When the subject is plural (more than one person or thing), DO NOT add -s to the end of the verb.

We

What is subject-verb agreement?

Should the verb in this sentence be EAT or EATS? How do you know?

The ham

The piglets run

The subject is the piglets. It's plural because it's talking about more than one thing. We do not add -s to the verb run.

What is subject-verb agreement?

When the subject is singular (only one person or thing), add -s to the end of the verb.

What is a subject? What is a verb?

REVIEW

The subject of a sentence is who or what the sentence is about.

A verb is an action word. Run, talk, and swim are examples of verbs.

Day 2 Partner & Independent Practice

TALK ABOUT IT

Review Tell your partner what subject-verb agreement is.

PARTNER PRACTICE


The bird (sit/sits) in the tree.
You (laugh/laughs) at the joke.
We all (ride/rides) the bus.



Tell your partner the subject in each sentence. Choose the correct verb to make the subjects and verbs agree. Write them on your paper.

Partner practice slides

Name _____ Subject-Verb Agreement Practice



Circle the correct form of the verb to make each sentence have subject-verb agreement.

I (love / loves) taking trips to the farm with my family. We (see / sees) all kinds of farm animals! The cows (stand / stands) in the grass. A horse (eat / eats) hay in its stall. Two pigs (roll / rolls) around in the mud. My sister (enjoy / enjoys) seeing the baby chicks. All of the chicks (follow / follows) around their mama. Every animal we see is so cute!

Fill in the blank with the correct form of the verb.

1. Jen and Kate _____ their bikes.
ride
2. The spider _____ a large web.
spin
3. Both classes _____ the test.
take
4. I _____ a story about pirates.
write
5. Sarah _____ a pretty picture.
draw
6. You _____ flowers from the garden.

Day 3 Center activity

SUBJECT-VERB AGREEMENT
Grammar Center

Grammar Center
SUBJECT-VERB AGREEMENT

1 _____ 11 _____
2 _____ 12 _____
3 _____ 13 _____
4 _____ 14 _____

Write AGREE if the subject and verb agree. Write DISAGREE if they do not.

You whisper _____ We paddles _____

Choose the subject that makes the sentence have subject-verb agreement.

1 _____ make the bed. _____ falls from the sky.

Write A _____

Which word makes the subject and verb agree?

Aunt Lynn _____ dinner for us. _____

cook cooks skip skips

Which word makes the subject and verb agree?

The sisters _____ on the sidewalk. _____

_____ es the reement.

9 _____

Which word makes the subject and verb agree?

Babies _____ before they walk. _____

We _____ insects _____

learn _____

13 _____

Which word makes the subject and verb agree?

My teacher _____ with me. _____

_____ speak speaks _____

14 _____

Task card game for students to practice independently at a grammar center

Or use them whole group

- for a Gallery walk or a Roam the Room
- to play Scoot
- to project them on your whiteboard to play

Day 4 Apply the skill in writing

Easily differentiate with three formats to choose from

1. Students write a newspaper story using words in the target skill.

2. Students who need more guidance use the word bank version.


3. Students read the article and circle words in the target grammar skill.

Subject-Verb Agreement
GRAMMAR GAZETTE EXTRA!
EXTRA!

Read the news. Circle the correct verb choices to make each sentence have subject-verb agreement.

School's Out!

Maple Elementary students
(feel / feels) the excitement
as summer break (get / gets)
closed. The bus drivers (clean /
cleaned) the classroom
many students (join / joins)
to help out. When the bus
drivers (drive / drives) away



Subject-Verb Agreement
GRAMMAR GAZETTE EXTRA!
EXTRA!



Subject-Verb Agreement
GRAMMAR GAZETTE EXTRA!
EXTRA!

Title _____

Written by _____



Write a news story. Underline the subject and
your sentences have subject-verb agreement!
help you or use your own words.

Maple Elementary students
bus drivers principal

Day 5 Assessment

Subject-Verb Agreement Assessment

Name _____

Circle the correct form of the verb to make each sentence have subject-verb agreement.

1. All plants (start / starts) as a tiny seed.
2. You (draw / draws) beautiful pictures in Art class.
3. Mom (drive / drives) us to soccer practice on Tuesdays.
4. We (clean / cleans) our house on the weekends.
5. I (cheer / cheers) for my favorite team to win!
6. The baby (drink / drinks) a bottle before bed each night.
7. Three monkeys (swing / swings) high in the trees.
8. That peach (taste / tastes) very delicious!

Underline the subject and circle the verb in each sentence. If the subject and verb agree, circle Agree. If they don't agree, circle Disagree.

9. The kitten walks around the house. Agree Disagree
10. I calls my mom on the phone. Agree Disagree
11. Bobby dance to the music. Agree Disagree
12. The girls play outside. Agree Disagree

Write a sentence about something you might see at the zoo. Underline the subject in your sentence. Circle the verb. Make sure your sentence has subject-verb agreement.

Students take an easy-to-grade assessment


With simple questions to determine if students can:

- identify the skill
- generate examples
- apply the skill in writing

Why Daily Grammar Practice?

SECOND
GRADE

GRAMMAR



Minilesson

PowerPoint

Task Cards

Passage

Writing

Worksheet

Assessment

Subject-Verb Agreement

- Easy to implement 15-minute daily routine
- Ready-to-use lessons and activities
- The no-fluff tasks fit easily into your schedule
- Students practice and apply the skill in a variety of ways
- Partner talk engages all students
- Simple, easy to grade activities
- No prep required-Make copies and that's it!

Additional Second Grade Grammar Units

AROUND
The
KAMPFIRE

[Click here](#) to see all individual units & bundles

SECOND GRADE GRAMMAR

SECOND GRADE GRAMMAR Minilesson PowerPoint Task Cards Passage Writing Worksheet Assessment Nouns	SECOND GRADE GRAMMAR Minilesson PowerPoint Task Cards Passage Writing Worksheet Assessment Verbs	SECOND GRADE GRAMMAR Minilesson PowerPoint Task Cards Passage Writing Worksheet Assessment Adjectives
SECOND GRADE GRAMMAR Minilesson PowerPoint Task Cards Passage Writing Worksheet Assessment Plural Nouns	SECOND GRADE GRAMMAR Minilesson PowerPoint Task Cards Passage Writing Worksheet Assessment Irregular Plural Nouns	SECOND GRADE GRAMMAR Minilesson PowerPoint Task Cards Passage Writing Worksheet Assessment Common & Proper Nouns

Bundle 1 Linda Kamp

SECOND GRADE GRAMMAR

SECOND GRADE GRAMMAR Minilesson PowerPoint Task Cards Passage Writing Worksheet Assessment Collective Nouns	SECOND GRADE GRAMMAR Minilesson PowerPoint Task Cards Passage Writing Worksheet Assessment Possessive Nouns	SECOND GRADE GRAMMAR Minilesson PowerPoint Task Cards Passage Writing Worksheet Assessment Pronouns
SECOND GRADE GRAMMAR Minilesson PowerPoint Task Cards Passage Writing Worksheet Assessment Sentence Types	SECOND GRADE GRAMMAR Minilesson PowerPoint Task Cards Passage Writing Worksheet Assessment Capitalization	SECOND GRADE GRAMMAR Minilesson PowerPoint Task Cards Passage Writing Worksheet Assessment Homophones

Bundle 2 Linda Kamp

SECOND GRADE GRAMMAR

SECOND GRADE GRAMMAR Minilesson PowerPoint Task Cards Passage Writing Worksheet Assessment Contractions	SECOND GRADE GRAMMAR Minilesson PowerPoint Task Cards Passage Writing Worksheet Assessment Compound Words	SECOND GRADE GRAMMAR Minilesson PowerPoint Task Cards Passage Writing Worksheet Assessment Using Commas
SECOND GRADE GRAMMAR Minilesson PowerPoint Task Cards Passage Writing Worksheet Assessment Prefixes	SECOND GRADE GRAMMAR Minilesson PowerPoint Task Cards Passage Writing Worksheet Assessment Suffixes	SECOND GRADE GRAMMAR Minilesson PowerPoint Task Cards Passage Writing Worksheet Assessment Abbreviations

Bundle 3 Linda Kamp

SECOND GRADE GRAMMAR

SECOND GRADE GRAMMAR Minilesson PowerPoint Task Cards Passage Writing Worksheet Assessment Verb Tenses	SECOND GRADE GRAMMAR Minilesson PowerPoint Task Cards Passage Writing Worksheet Assessment Irregular Past Tense Verbs	SECOND GRADE GRAMMAR Minilesson PowerPoint Task Cards Passage Writing Worksheet Assessment Using Quotation Marks
SECOND GRADE GRAMMAR Minilesson PowerPoint Task Cards Passage Writing Worksheet Assessment Punctuation	SECOND GRADE GRAMMAR Minilesson PowerPoint Task Cards Passage Writing Worksheet Assessment Shades of Meaning	SECOND GRADE GRAMMAR Minilesson PowerPoint Task Cards Passage Writing Worksheet Assessment Multiple Meaning Words

Bundle 4 Linda Kamp

SECOND GRADE GRAMMAR

SECOND GRADE GRAMMAR Minilesson PowerPoint Task Cards Passage Writing Worksheet Assessment Context Clues	SECOND GRADE GRAMMAR Minilesson PowerPoint Task Cards Passage Writing Worksheet Assessment Alphabetical Order	SECOND GRADE GRAMMAR Minilesson PowerPoint Task Cards Passage Writing Worksheet Assessment Dictionary Skills
SECOND GRADE GRAMMAR Minilesson PowerPoint Task Cards Passage Writing Worksheet Assessment Synonyms	SECOND GRADE GRAMMAR Minilesson PowerPoint Task Cards Passage Writing Worksheet Assessment Literal & Nonliteral Language	SECOND GRADE GRAMMAR Minilesson PowerPoint Task Cards Passage Writing Worksheet Assessment Formal & Informal Language

Bundle 5 Linda Kamp