

SECOND GRADE

GRAMMAR

Bundle 6

SECOND GRADE **GRAMMAR**



Linda Kamp

- Minilesson
- PowerPoint
- Task Cards
- Passage
- Writing
- Worksheet
- Assessment

Simple & Compound Sentences

SECOND GRADE **GRAMMAR**



Linda Kamp

- Minilesson
- PowerPoint
- Task Cards
- Passage
- Writing
- Worksheet
- Assessment

Adverbs

SECOND GRADE **GRAMMAR**




Linda Kamp

- Minilesson
- PowerPoint
- Task Cards
- Passage
- Writing
- Worksheet
- Assessment

Prepositions

SECOND GRADE **GRAMMAR**



Linda Kamp

- Minilesson
- PowerPoint
- Task Cards
- Passage
- Writing
- Worksheet
- Assessment

Subject & Predicate

SECOND GRADE **GRAMMAR**



Linda Kamp

- Minilesson
- PowerPoint
- Task Cards
- Passage
- Writing
- Worksheet
- Assessment

Comparative Adjectives

SECOND GRADE **GRAMMAR**



Linda Kamp

- Minilesson
- PowerPoint
- Task Cards
- Passage
- Writing
- Worksheet
- Assessment

Subject-Verb Agreement

6 No-Prep Grammar Units

- Adverbs
- Prepositions
- Subjects & Predicates
- Subject-Verb Agreement
- Simple & Compound Sentences
- Comparative Adjectives with -er -est



6 Full weeks of lessons & activities

This bundle includes:

- 6 Weeks of lesson plans
- 6 Teaching PowerPoints
- 8 Practice worksheets
- 6 Reading passages
- 6 Writing activities
- 6 Sets of task cards
- 6 Assessments
- 18 Grammar posters



Daily Grammar Practice

Each unit follows a familiar weekly routine

Daily Routine

- Monday** Minilesson | Group practice
- Tuesday** Partner practice & worksheet
- Wednesday** Center activity
- Thursday** Reading passage & writing activity
- Friday** Assessment

©Linda Kamp All rights reserved

COMPARATIVE ADJECTIVES Second Grade Grammar L.2.1

Monday

- Minilesson

1. Project the teaching PowerPoint. Introduce the weekly grammar skill. Read the lesson slides with students.
2. Follow the minilesson with whole group practice. For the first practice slide, up to 32 students can play. Call on a list and tell if it is an next student slides a p other practice comparative face the first practice le of the practice r day to help

SUBJECT & PREDICATE Second Grade Grammar L.2.1

Monday

- Minilesson

*Each day's lesson & activity is designed to take 15 minutes.

1. Project the teaching PowerPoint. Introduce the weekly grammar skill. Read the lesson slides with students.
2. Follow the minilesson with whole group practice. For the first practice slide, up to 32 students can play. Call on a list and tell if it is an next student slides a p other practice comparative face the first practice le of the practice r day to help

SIMPLE & COMPOUND SENTENCES Second Grade Grammar L.2.1.F

Monday

- Minilesson

*Each day's lesson & activity is designed to take 15 minutes.

1. Project the teaching PowerPoint. Introduce the weekly grammar skill. Read the lesson slides with students.
2. Follow the minilesson with whole group practice. For the first practice slide, students will practice determining whether sentences are simple or compound. There is one other practice activity in which students practice making their own simple or compound sentences. This can be used in addition to the other practice activities. The cards can also be used to review the skill. Partner practice can be used on the next day to help.

PREPOSITIONS Second Grade Grammar L.2.1

Monday

- Minilesson

*Each day's lesson & activity is designed to take 15 minutes.

1. Project the teaching PowerPoint. Introduce the weekly grammar skill. Read the lesson slides with students.
2. Follow the minilesson with whole group practice. For the first practice slide, up to 32 students can play. Call on a student to read the first word on the list and tell if it is a preposition or not. The next student slides a check or X to the word. This can be used to help students determine if a word is a preposition or not. The cards can be used to help students determine if a word is a preposition or not. Partner practice can be used on the next day to help.

ADVERBS Second Grade Grammar L.2.1.E

Monday

- Minilesson

*Each day's lesson & activity is designed to take 15 minutes.

1. Project the teaching PowerPoint. Introduce the weekly grammar skill. Read the lesson slides with students.
2. Follow the minilesson with whole group practice. For the first practice slide, up to 32 students can play. Call on a student to read the first word on the list and tell if it is an adverb or not. The next student slides a check or X to the word. This can be used to help students determine if a word is an adverb or not. The cards can be used to help students determine if a word is an adverb or not. Partner practice can be used on the next day to help.

SUBJECT-VERB AGREEMENT Second Grade Grammar L.2.1

Monday

- Minilesson

*Each day's lesson & activity is designed to take 15 minutes.

1. Project the teaching PowerPoint. Introduce the weekly grammar skill. Read the lesson slides with students.
2. Follow the minilesson with whole group practice. For the first practice slide, students read the sentences and decide if they have subject-verb agreement. Move a check next to sentences that are written correctly and an X next to incorrect sentences. There is another practice slide for additional subject-verb agreement practice. This can be used to replace the first practice or in addition to the first practice. One of the practice activities can also be used on another day to help students review the skill.
3. Students work with a partner for the partner practice slide. Students use a journal, scrap paper, or whiteboards for the writing portion of the slide.

Tuesday

- Practice worksheet

1. Review the minilesson slides if needed. Project the Talk About It slide for students to review further.

Wednesday

- Task Card Center

Students continue practice using task cards. Use the cards as a literacy center or place them around the room for students to "roam the room" to complete with a partner. Another option is to spread the cards onto desks. Students complete the card and pass it on to the next student. Students can complete the cards in any order.

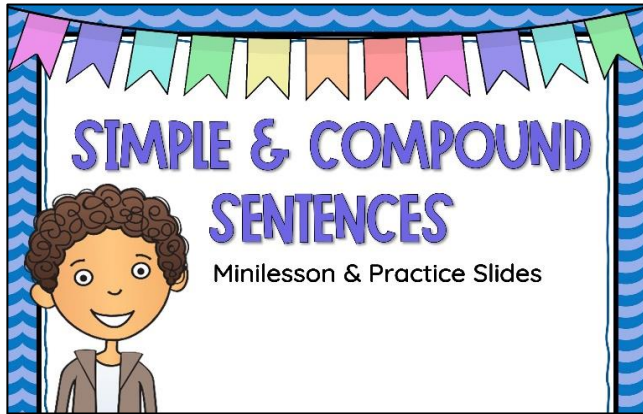
Thursday

- Writing Grammar Gazette

Students apply the weekly grammar skill to their writing.

With lessons plan & teacher directions

6 Teaching PowerPoints



SIMPLE & COMPOUND SENTENCES
Minilesson & Practice Slides



COMPARATIVE ADJECTIVES
Minilesson & Practice Slides



SUBJECT & PREDICATE
Minilesson & Practice Slides



PREPOSITIONS
Minilesson & Practice Slides



ADVERBS
Minilesson & Practice Slides



SUBJECT-VERB AGREEMENT
Minilesson & Practice Slides

With
engaging
lessons and
interactive
practice slides

Day 1 Introduce the Skill

Each PowerPoint provides you with:

- Mini lesson teaching slides to introduce the skill
- Interactive slides with moveable pieces to model & practice whole group
- Partner slides to practice together

Adverbs Tell How Often

The tea

WHAT DOES IT DESCRIBE? PRACTICE

I'm leaving for work now!

Find the adverb

Tara v

We m

Adverbs Tell Where

How o

ADVERBS

Adverbs are words that describe verbs, adjectives, or other adverbs.

IS IT AN ADVERB? PRACTICE

HOW

WHEN

WHERE

quickly
happily
carefully
quietly

now
tomorrow
soon
before

everywhere
somewhere
nearby

green
nearby

sadly
today
slide
neatly

✓ yes
✗ no

What is an adverb?

Adverbs can describe

HOW

WHEN

Adverbs Tell How

The team played excitedly.

What is an adverb?

What is an adverb?

Adverbs describe more about verbs, adjectives, or other adverbs.

Adverbs are words used to describe verbs, adjectives, or other adverbs.

For example,

The mouse ran quickly.

The word quickly describes



Day 2 Partner Practice

Partner practice slides

ADJECTIVES THAT COMPARE PRACTICE

ADJECTIVE	COMPARATIVE	SUPERLATIVE
good		
short		
neat		
sad		
rainy		
saddest	rainier	best

Slide the

WHAT'S THE PREDICATE? PRACTICE

We went shopping on Tuesday.

Our garden has a lot of flowers.

Underline the predicate of each sentence.

TALK ABOUT IT

Review Tell your partner what simple and compound sentences are.



Can you form one simple sentence and one compound sentence?

PARTNER PRACTICE

She has been waiting since noon.

The cat is hiding under the bed.

I walked along the beach.



Tell your partner the prepositions in each sentence and write them on your paper.



Day 2 Independent Practice

6 Practice worksheets

- Identify & circle target words
- Short written responses
- Cut and paste correct answers

Comparative Adjectives Practice
Name _____
Circle the comparative and superlative in each sentence. Write the word in the blank.
I live in the oldest neighborhood in the city. My house has been standing longer than the White House! The easiest way to get to school from my house is to _____.

Subject & Predicate Practice
Name _____
Circle the subject in each sentence. Underline the predicate.
1. My favorite team won the game!
2. The sun is shining bright today.
3. My huge closet is full of clothes.
4. That blanket is very soft!
5. I really enjoy going to the beach.
6. Tom is older than Bethany.
7. _____

Prepositions Practice
Name _____
Use the correct preposition from the bank to complete the sentence.
I go _____ the park on the weekend! I have lived here for five years old. My dog _____ really likes to play in the yard. My cat _____ also loves to sit on the couch. Yesterday I _____ ran _____ the track. My brother _____ house! Luck _____


Adverbs Practice
Name _____
Circle the adverbs in each sentence. Underline the word it is describing. Write the adverbs on the lines below.
Our school talent show happened _____ yesterday. I really loved seeing _____ everyone perform. Between each act, _____ the audience waited quietly. But as soon _____ as each performer went on stage, the crowd cheered loudly! We got to watch _____

Subject-Verb Agreement Practice
Name _____
Circle the correct form of the verb to make each sentence have subject-verb agreement.
I (love / loves) taking trips to the farm with my family. We (see / sees) all kinds of farm animals! The cows (stand / stands) in the grass. A horse (eat / eats) hay in its stall. Two pigs (roll / rolls) around in the mud. My sister (enjoy / enjoys) seeing the baby chicks. All of the chicks (follow / follows) around their mama. Every animal we see is so cute!

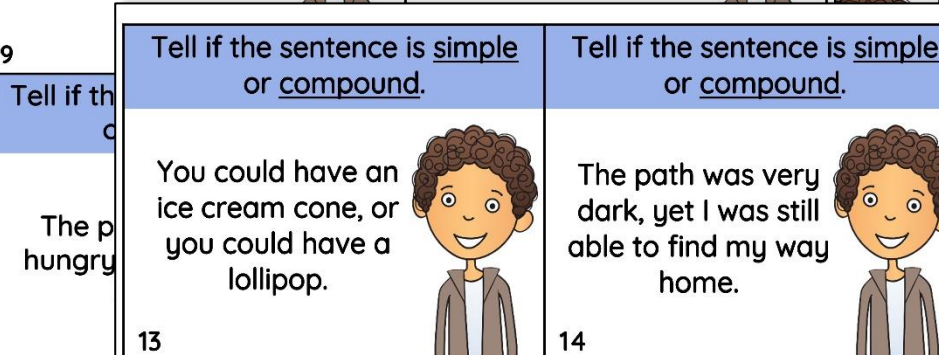

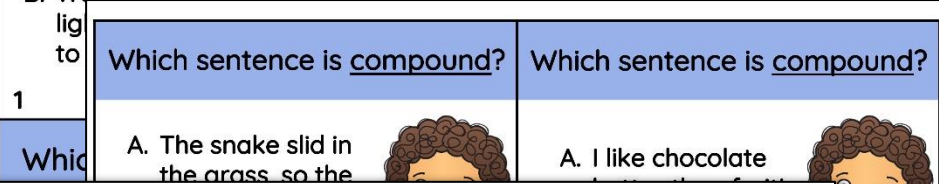
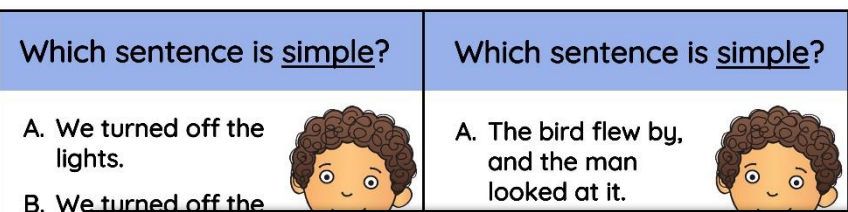
Simple & Compound Sentence Practice
Name _____
Combine the two simple sentences to make them compound sentences using a conjunction.
Use the conjunctions and, but, or, & so.
1. Our car broke down. We took the bus.
2. I like the color pink. I also like blue.
3. Laura loves to eat peas. She hates carrots.
4. You could swim. You could play.
Cut out the sentences. Glue them into the correct box.
Simple Compound

Subject-Verb Agreement Practice (continued)
Fill in the blank with the correct form of the verb.
1. Jen and Kate _____ their bikes.
2. The spider _____ a large web.
3. Both classes _____ the test.
4. I _____ a story about pirates.
5. Sarah _____ a pretty picture.

Day 3 Task Cards Centers



Task card games for students to practice independently at a grammar center



Or use them whole group

- for a Gallery walk or a Roam the Room
- to play Scoot
- to project them on your whiteboard to play

6 Sets of task cards included



6 Task card centers included



- Verb tense
- Quotation marks
- Multiple meaning words
- Punctuation
- Shades of meaning
- Irregular past tense verbs

Each with recording sheets and answer keys

Day 4 Apply the skill in writing


Easily differentiate with three formats to choose from

1. Students write a newspaper story using words in the target skill.

2. Students who need more guidance use the word bank version.

3. Students read the article and circle words in the target grammar skill.

Adverbs
GRAMMAR GAZETTE EXTRA! EXTRA!
All About the Giant Panda
Pandas are cute and interesting animals. Did you know they are rarely found in the wild? There are 500 of them living in their habitats today. Their diet is made up of lots of bamboo. They usually spend up to 12 hours a day eating.





Adverbs
GRAMMAR GAZETTE EXTRA! EXTRA!

Adverbs
GRAMMAR GAZETTE EXTRA! EXTRA!

Title _____

Written by _____



Picture for a news story. Circle the adverbs in the word bank to help you or use your own words.

eat rare China
live cute swim climb

6 Sets of reading passages included

6 High interest stories included

Simple & Compound Sentences

GRAMMAR GAZETTE EXTRA!
EXTRA!

Read the news. Decide whether each sentence is simple or compound. If it is a simple sentence, write S in the circle after the sentence. If it is compound, write C.

Exploring the Grand Canyon

The Grand Canyon is an amazing

Prepositions

GRAMMAR GAZETTE EXTRA!
EXTRA!

Gardening Club Starts Tuesday

If you're looking around the school's hallways, you will probably see gardening club flyers. Riverdale School's new gardening club will meet on Tuesday. The gardening club




Comparative Adjectives

GRAMMAR GAZETTE EXTRA!
EXTRA!

The Empire State Building

The Empire State Building is one of New York City's coolest places to visit. This building was the tallest skyscraper in the world when it was built. At 1,454 feet tall, the Empire State building is larger than the Washington Monument! However, the building is shorter than One World Trade Center, which is the tallest building in the city. Even though it is smaller, the Empire State Building gets more tourists each year than One World Trade Center. If you visit the Empire State Building, the quickest way to get near the top is by going up the elevator. Then you can check out some of the greatest views of the whole city!



Read the news. Circle the comparative and superlative adjectives in each sentence. Write them in the correct categories below.


COMPARATIVE	SUPERLATIVE

Identify the subject of each sentence in pink. Underline or circle the verb in green.

GRAMMAR GAZETTE EXTRA!
EXTRA!

Incredible Elephants

have seen elephants before if you have never seen them. There are many different species of elephants in the world. The ears of African elephants are larger than the ears of Asian elephants. The ears of African elephants can help you tell if an elephant is male or female. Elephants never forget anything. Elephants have long memories. I love learning about elephants.




Adverbs

GRAMMAR GAZETTE EXTRA!
EXTRA!

All About the Giant Panda

Pandas are cute and interesting animals. Did you know they are rarely found in the wild? There are only about 1,500 of them living peacefully in the mountains of China. Pandas eat bamboo all day long. A panda can climb up a tree in a matter of minutes. Pandas usually eat about 30 pounds of bamboo a day. Pandas can shoot water from their mouths. As a panda climbs a tree, it can climb high in the air.




Subject-Verb Agreement

GRAMMAR GAZETTE EXTRA!
EXTRA!

Read the news. Circle the correct verb choices to make each sentence have subject-verb agreement.

School's Out!

Maple Elementary students (feel / feels) the excitement as summer break (get / gets) closer. As teachers (clean / cleans) out their classrooms, many students (join / joins) in the school's activities.



Day 5 Assessment

Simple & Compound Sentence Assessment

Name _____

Tell whether the sentence is simple or compound. Write S for simple or C for compound.

1. Joey wanted a new bike, so he saved up his money. _____

2. Ten ducklings crossed the road very slowly. _____

3. Tina finished the race in first place! _____

4. Ben loves camping, but he hasn't had time for a trip. _____

5. We went out to dinner, and we went to a movie. _____

6. I baked all of the cookies and brownies. _____

Combine the sentences to write a compound sentence on the line.

7. We wanted to go fishing. We didn't have time to go fishing. _____

8. My mother made a sandwich. I ate my lunch. _____

9. I really missed my cat. I went to find her. _____

10. We could play tennis. We could play soccer. _____

Write a simple sentence about your favorite food below.

6 Assessments included

Students take an easy-to-grade assessment

With simple questions to determine if students can:

- identify the skill
- generate examples
- apply the skill in writing

Full-page grammar posters



The image displays eight grammar posters arranged in two rows of four. Each poster features a colorful border, a title, a definition, an illustration, and an example sentence.

- Poster 1 (Top Left):** Title: **SUBJECT**. Definition: **AGREES** the subject in a sentence. Example: "The cat jumps." Illustration: A boy in a yellow shirt.
- Poster 2 (Top Middle-Left):** Title: **COMPOUND ADJECTIVE**. Definition: **an adjective** that describes two people or things. Example: "Max is happy and excited." Illustration: A girl with curly hair in a blue shirt.
- Poster 3 (Top Middle-Right):** Title: **PREPOSITION**. Definition: **the** word that connects a subject to the rest of the sentence. Example: "The cat is under the table." Illustration: A girl with glasses in a blue jacket.
- Poster 4 (Top Right):** Title: **SUBJECT**. Definition: **the part of a sentence** that tells **who or what** the sentence is **about**. Example: "The children play with blocks." Illustration: A girl with glasses in a striped shirt.
- Poster 5 (Bottom Left):** Title: **PREPOSITION**. Definition: **a** word that connects one thing to another. Example: "The cat is under the table." Illustration: A boy with glasses in a blue jacket and a small rabbit.
- Poster 6 (Bottom Middle-Left):** Title: **ADJECTIVE**. Definition: **a** word that describes a person or thing. Example: "The man is tall and thin." Illustration: A girl with long hair in a green shirt.
- Poster 7 (Bottom Middle-Right):** Title: **COMPOUND SENTENCE**. Definition: **two** sentences joined together by a **conjunction**. Example: "I like grapes and don't like apples." Illustration: A girl with glasses in a blue jacket.
- Poster 8 (Bottom Right):** Title: **SIMPLE SENTENCE**. Definition: **a sentence** that tells one **complete thought**. Example: "I like grapes." Illustration: A boy in a grey jacket and a bunch of grapes.

Create a colorful grammar wall for your classroom

6 Notebook reference pages

Students glue into notebooks or keep in their writing folders

SUBJECT-VERB AGREEMENT

The subject is who or what a sentence is about. A verb is the action word in a sentence. The subject and the verb together, or agree, to make the sentence make sense.

SINGULAR

When the subject is singular, the verb must be singular.

SIMPLE & COMPOUND SENTENCES

SIMPLE SENTENCES

Simple sentences are sentences that tell one complete thought.

EXAMPLES:

I like grapes.
I don't like pears.

ADJECTIVES THAT COMPARE

COMPARATIVE ADJECTIVES

-er

Adjectives that compare 2 people, places, or things.

SUPERLATIVE ADJECTIVES

-est

Adjectives that compare 3 or more people, places, or things.

ADVERBS

Adverbs are words that describe verbs, adjectives, or other adverbs.

HOW

quickly
happily
carefully
quietly
loudly
well

WHEN

now
tomorrow
soon
before
early
today

WHERE

outside
everywhere
somewhere
here
there
upstairs

HOW MUCH

very
totally
really

HOW OFTEN

sometimes
always
usually

PREPOSITIONS

Prepositions are words that connect a noun or pronoun to the rest of a sentence by telling. Prepositions can tell location, time, or direction.



LOCATION:

The mouse sits beside the pond.

TIME:

The cat sat down before the mouse.

DIRECTION:

The rabbit hops toward the tree.

LOCATION

above
below
between
under
over
inside

TIME

before
after
by
to
until
on

DIRECTION

toward
up
down
upon
into
ground

SUBJECT & PREDICATE

Complete sentences have a subject and a predicate.

SUBJECT

Tells who or what the sentence is about.

PREDICATE

Tells what the subject does or is.

EXAMPLES:

The subjects are circled. The predicates are underlined.



The student looks at a leaf.

The fish swims in the ocean.



6 Full weeks of grammar lessons

SECOND GRADE GRAMMAR

SECOND GRADE GRAMMAR  Minilesson PowerPoint Task Cards Passage Writing Worksheet Assessment Simple & Compound Sentences	SECOND GRADE GRAMMAR  Minilesson PowerPoint Task Cards Passage Writing Worksheet Assessment Adverbs	SECOND GRADE GRAMMAR  Minilesson PowerPoint Task Cards Passage Writing Worksheet Assessment Prepositions
SECOND GRADE GRAMMAR  Minilesson PowerPoint Task Cards Passage Writing Worksheet Assessment Subject & Predicate	SECOND GRADE GRAMMAR  Minilesson PowerPoint Task Cards Passage Writing Worksheet Assessment Comparative Adjectives	SECOND GRADE GRAMMAR  Minilesson PowerPoint Task Cards Passage Writing Worksheet Assessment Subject-Verb Agreement

Bundle 6 Linda Kamp 

- Easy to implement 15-minute daily routine
- Ready-to-use lessons and activities
- The no-fluff tasks fit easily into your schedule
- Students practice and apply the skill in a variety of ways
- Partner talk engages all students
- Simple, easy to grade activities
- No prep required-Make copies and that's it!

[Click here](#) to see them all!

Save even more with the yearlong bundle!

SECOND GRADE GRAMMAR

YEARLONG MEGA BUNDLE



AROUND THE KAMPFIRE

Lesson Plans

PowerPoints

Task Cards

Passages

Writing

Worksheets

Assessments

A Full Year of Grammar & Language

SECOND GRADE GRAMMAR

SECOND GRADE GRAMMAR	SECOND GRADE GRAMMAR	SECOND GRADE GRAMMAR
Mini-lesson PowerPoint Task Cards Passage Writing Worksheet Assessment	Mini-lesson PowerPoint Task Cards Passage Writing Worksheet Assessment	Mini-lesson PowerPoint Task Cards Passage Writing Worksheet Assessment
Nouns	Verbs	Adjectives
SECOND GRADE GRAMMAR	SECOND GRADE GRAMMAR	SECOND GRADE GRAMMAR
Mini-lesson PowerPoint Task Cards Passage Writing Worksheet Assessment	Mini-lesson PowerPoint Task Cards Passage Writing Worksheet Assessment	Mini-lesson PowerPoint Task Cards Passage Writing Worksheet Assessment
Plural Nouns	Irregular Plural Nouns	Common & Proper Nouns

Bundle 1 Linda Kamp

SECOND GRADE GRAMMAR

SECOND GRADE GRAMMAR	SECOND GRADE GRAMMAR	SECOND GRADE GRAMMAR
Mini-lesson PowerPoint Task Cards Passage Writing Worksheet Assessment	Mini-lesson PowerPoint Task Cards Passage Writing Worksheet Assessment	Mini-lesson PowerPoint Task Cards Passage Writing Worksheet Assessment
Collective Nouns	Possessive Nouns	Pronouns
SECOND GRADE GRAMMAR	SECOND GRADE GRAMMAR	SECOND GRADE GRAMMAR
Mini-lesson PowerPoint Task Cards Passage Writing Worksheet Assessment	Mini-lesson PowerPoint Task Cards Passage Writing Worksheet Assessment	Mini-lesson PowerPoint Task Cards Passage Writing Worksheet Assessment
Sentence Types	Capitalization	Homophones

Bundle 2 Linda Kamp

SECOND GRADE GRAMMAR

SECOND GRADE GRAMMAR	SECOND GRADE GRAMMAR	SECOND GRADE GRAMMAR
Mini-lesson PowerPoint Task Cards Passage Writing Worksheet Assessment	Mini-lesson PowerPoint Task Cards Passage Writing Worksheet Assessment	Mini-lesson PowerPoint Task Cards Passage Writing Worksheet Assessment
Verb Tenses	Irregular Past Tense Verbs	Using Quotation Marks
SECOND GRADE GRAMMAR	SECOND GRADE GRAMMAR	SECOND GRADE GRAMMAR
Mini-lesson PowerPoint Task Cards Passage Writing Worksheet Assessment	Mini-lesson PowerPoint Task Cards Passage Writing Worksheet Assessment	Mini-lesson PowerPoint Task Cards Passage Writing Worksheet Assessment
Punctuation	Shades of Meaning	Multiple Meaning Words

Bundle 4 Linda Kamp

SECOND GRADE GRAMMAR

SECOND GRADE GRAMMAR	SECOND GRADE GRAMMAR	SECOND GRADE GRAMMAR
Mini-lesson PowerPoint Task Cards Passage Writing Worksheet Assessment	Mini-lesson PowerPoint Task Cards Passage Writing Worksheet Assessment	Mini-lesson PowerPoint Task Cards Passage Writing Worksheet Assessment
Contractions	Compound Words	Using Commas
SECOND GRADE GRAMMAR	SECOND GRADE GRAMMAR	SECOND GRADE GRAMMAR
Mini-lesson PowerPoint Task Cards Passage Writing Worksheet Assessment	Mini-lesson PowerPoint Task Cards Passage Writing Worksheet Assessment	Mini-lesson PowerPoint Task Cards Passage Writing Worksheet Assessment
Prefixes	Suffixes	Abbreviations

Bundle 3 Linda Kamp

SECOND GRADE GRAMMAR

SECOND GRADE GRAMMAR	SECOND GRADE GRAMMAR	SECOND GRADE GRAMMAR
Mini-lesson PowerPoint Task Cards Passage Writing Worksheet Assessment	Mini-lesson PowerPoint Task Cards Passage Writing Worksheet Assessment	Mini-lesson PowerPoint Task Cards Passage Writing Worksheet Assessment
Context Clues	Alphabetical Order	Dictionary Skills
SECOND GRADE GRAMMAR	SECOND GRADE GRAMMAR	SECOND GRADE GRAMMAR
Mini-lesson PowerPoint Task Cards Passage Writing Worksheet Assessment	Mini-lesson PowerPoint Task Cards Passage Writing Worksheet Assessment	Mini-lesson PowerPoint Task Cards Passage Writing Worksheet Assessment
Synonyms	Literal & Nonliteral Language	Formal & Informal Language

Bundle 5 Linda Kamp

SECOND GRADE GRAMMAR

SECOND GRADE GRAMMAR	SECOND GRADE GRAMMAR	SECOND GRADE GRAMMAR
Mini-lesson PowerPoint Task Cards Passage Writing Worksheet Assessment	Mini-lesson PowerPoint Task Cards Passage Writing Worksheet Assessment	Mini-lesson PowerPoint Task Cards Passage Writing Worksheet Assessment
Simple & Compound Sentences	Adverbs	Prepositions
SECOND GRADE GRAMMAR	SECOND GRADE GRAMMAR	SECOND GRADE GRAMMAR
Mini-lesson PowerPoint Task Cards Passage Writing Worksheet Assessment	Mini-lesson PowerPoint Task Cards Passage Writing Worksheet Assessment	Mini-lesson PowerPoint Task Cards Passage Writing Worksheet Assessment
Subject & Predicate	Comparative Adjectives	Subject-Verb Agreement

Bundle 6 Linda Kamp