


SECOND GRADE GRAMMAR Bundle 5

SECOND GRADE GRAMMAR



Linda Kamp

- Minilesson
- PowerPoint
- Task Cards
- Passage
- Writing
- Worksheet
- Assessment

Context Clues

SECOND GRADE GRAMMAR



Linda Kamp

- Minilesson
- PowerPoint
- Task Cards
- Passage
- Writing
- Worksheet
- Assessment

Dictionary Skills

SECOND GRADE GRAMMAR



Linda Kamp

- Minilesson
- PowerPoint
- Task Cards
- Passage
- Writing
- Worksheet
- Assessment

Alphabetical Order

SECOND GRADE GRAMMAR



Linda Kamp

- Minilesson
- PowerPoint
- Task Cards
- Passage
- Writing
- Worksheet
- Assessment

Synonyms

SECOND GRADE GRAMMAR



Linda Kamp

- Minilesson
- PowerPoint
- Task Cards
- Passage
- Writing
- Worksheet
- Assessment

Literal & Nonliteral Language

SECOND GRADE GRAMMAR



Linda Kamp

- Minilesson
- PowerPoint
- Task Cards
- Passage
- Writing
- Worksheet
- Assessment

Formal & Informal Language

6 Engaging Grammar Units

with six full weeks of minilessons & practice activities

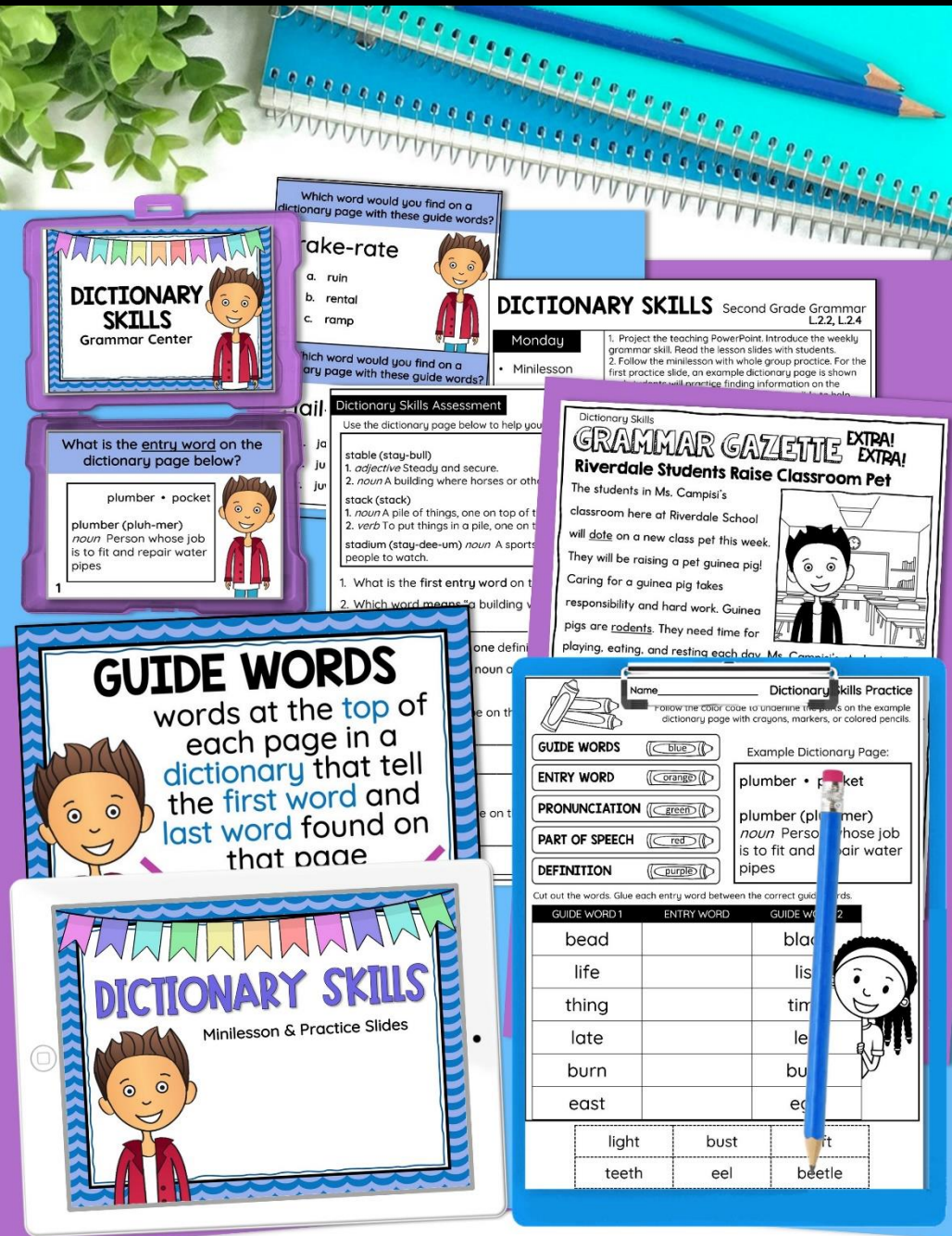
- Context Clues
- Dictionary Skills
- Synonyms & Antonyms
- Alphabetical Order
- Literal & Nonliteral Language
- Formal & Informal Language



6 Full weeks of lessons

This bundle includes:

- 6 Weeks of lesson plans
- 6 Teaching PowerPoints
- 8 Practice worksheets
- 6 Reading passages
- 6 Writing activities
- 6 Sets of task cards
- 6 Assessments
- 18 Grammar posters



Daily Grammar Practice

Each unit follows a familiar weekly routine

Daily Routine

Monday Minilesson | Group practice

Tuesday Partner practice & worksheet

Wednesday Center activity

Thursday Reading passage & writing activity

Friday Assessment

FORMAL & INFORMAL LANGUAGE Second Grade Grammar L.2.3

Monday

- Minilesson

1. Project the teaching PowerPoint. Introduce the weekly grammar skill. Read the lesson slides with students.
2. Follow the minilesson with whole group practice. For the first practice slide, students will sort the situations based on whether the situations are formal or informal. The situations should be used to distinguish between formal and informal language. This can be used in addition to the first practice slide. The partner practice slide can also be used for the partner practice.

LITERAL & NONLITERAL LANGUAGE Second Grade Grammar L.2.5, L.3.5

Monday

- Minilesson

1. Project the teaching PowerPoint. Introduce the weekly grammar skill. Read the lesson slides with students.
2. Follow the minilesson with whole group practice. For the first practice slide, students will practice with the situations based on whether the situations are literal or nonliteral. The situations should be used to distinguish between literal and nonliteral language. This can be used in addition to the first practice slide. The partner practice slide can also be used for the partner practice.

SYNONYMS & ANTONYMS Second Grade Grammar L.2.5

Monday

- Minilesson

1. Project the teaching PowerPoint. Introduce the weekly grammar skill. Read the lesson slides with students.
2. Follow the minilesson with whole group practice. For the first practice slide, students will practice with determining whether two words are synonyms or antonyms. There are two other practice slides—one for synonyms and one for antonyms. The partner practice slide can be used for the partner practice.

DICTIONARY SKILLS Second Grade Grammar L.2.2, L.2.4

Monday

- Minilesson

1. Project the teaching PowerPoint. Introduce the weekly grammar skill. Read the lesson slides with students.
2. Follow the minilesson with whole group practice. For the first practice slide, an example dictionary page is shown and students will practice finding information on the dictionary page. There is another practice slide to help students find information on the dictionary page. The partner practice slide can be used for the partner practice.

ALPHABETICAL ORDER Second Grade Grammar L.2.4

Monday

- Minilesson

1. Project the teaching PowerPoint. Introduce the weekly grammar skill. Read the lesson slides with students.
2. Follow the minilesson with whole group practice. For the first practice slide, students will practice with alphabetical order. The partner practice slide can be used for the partner practice.

CONTEXT CLUES Second Grade Grammar L.2.4

Monday

- Minilesson

1. Project the teaching PowerPoint. Introduce the weekly grammar skill. Read the lesson slides with students.
2. Follow the minilesson with whole group practice. On the whole group practice slides, read the sentences aloud and have students determine the meaning of the underlined words based on context clues. You can additionally have students identify which type of context clue they used to determine the meaning.
3. Students work with a partner for the partner practice slide. Students use a journal, scrap paper, or whiteboards for the writing portion of the slide.

ALPHABETICAL ORDER Second Grade Grammar L.2.4

Tuesday

- Practice worksheet

Wednesday

- Task Card Center

Thursday

- Writing Grammar Gazette

With lessons plan & teacher directions

6 Teaching PowerPoints

FORMAL & INFORMAL LANGUAGE

Minilesson & Practice Slides



LITERAL & NONLITERAL LANGUAGE

Minilesson & Practice Slides



DICTIONARY SKILLS

Minilesson & Practice Slides



ALPHABETICAL ORDER

Minilesson & Practice Slides




CONTEXT CLUES

Minilesson & Practice Slides



SYNONYMS & ANTONYMS

Minilesson & Practice Slides



With
engaging
lessons and
interactive
practice slides

Day 1 Introduce the Skill

Each PowerPoint provides you with:

- Minilesson teaching slides to introduce the skill
- Interactive slides with moveable pieces to model & practice whole group
- Partner slides to practice together

Example Dictionary Page

cottontail (kot-uhn-tayl)
noun A rabbit with a short, fluffy, white tail.

cough (kawf)
1. verb To make a sound in the throat.

Example Dictionary Page

cottontail (kot-uhn-tayl)
noun A rabbit with a short, fluffy, white tail.

Example Dictionary Page

cottontail • coupon

PART OF SPEECH

PARTNER PRACTICE

GUIDE WORD 1	ENTRY WORD	GUIDE WORD 2	ENTRY WORD
table		tiny	

GUIDE WORDS PRACTICE

Move the words in between their correct guide words.

GUIDE WORD 1	ENTRY WORD	GUIDE WORD 2
	close	
	escape	



Example Dictionary Page

cottontail • coupon

cottontail (kot-uhn-tayl)
noun A rabbit with a short, fluffy, white tail.

Example Dictionary Page

cottontail • coupon

GUIDE WORDS

From these guide words, we know...

What are guide words?

Guide words are words at the beginning and end of each dictionary page. They tell the first and last word on that page.

Guide words help us find words in the dictionary more quickly.



What is a dictionary?

A **dictionary** is a book that gives information about words.

We use dictionaries to find the meaning of words. All the words are listed in **ABC order**.



Day 2 Brief Partner Practice

Partner practice slides

TALK ABOUT IT

Review Tell your partner what a synonym is.



Can you tell one synonym for...

PARTNER PRACTICE

thin

mean

quick



PARTNER PRACTICE

GUIDE WORD 1	ENTRY WORD	GUIDE WORD 2	ENTRY WORD
table		tiny	beast
toad		trap	track
baby		best	teach
brick		burn	brunch



Work with your partner to match the entry word with the correct guide words. Write...



TALK ABOUT IT

Review Tell your partner what a dictionary is.



Can you think of a word that would be on a page...

Day 2 Independent Practice

9 Practice worksheets

- Identify & circle target words
- Short written responses
- Cut and paste correct answers

Formal & Informal Language
Name _____
For each situation tell whether you would use formal or informal language.

Situation	Formal	Informal
1. Writing an essay		
2. Meeting with the principal		

SYNONYMS
EXAMPLES
quick + fast
sick + ill

Literal & Nonliteral Practice
Name _____
Circle whether each sentence is literal or nonliteral. If the sentence is nonliteral, write the real meaning after the sentence.

Sentence	Literal or Nonliteral?
1. The car was red.	
2. The car was a bright red color.	

Dictionary Skills
Name _____
Use a dictionary to look up the word. Fill in the chart with the information.

Word	Definition	Example
_____	_____	_____

ENTRY WORD GUIDE WORDS
rural
Guide Word 1: _____
Guide Word 2: _____

Dictionary Skills Practice
Name _____
Follow the color code to underline the parts on the example dictionary page with crayons, markers, or colored pencils.

GUIDE WORDS blue
Example Dictionary Page: _____

Context Clues Practice
Name _____
Read the story. Use context clues to figure out the meaning of the underlined words. Write the meanings on the lines.

petunia- _____
examined- _____
aroma- _____

I was walking down the sidewalk one day when a beautiful garden caught my eye. There were tons of petunias, tulips, and roses growing all around! I moved closer so I could examine the flowers and see their details. When I picked one up and brought it to my nose, I noticed it had a wonderful aroma. Now I want to plant a garden of my own!

Use context clues to decide the meaning of the underlined word. Cut out the word meanings at the bottom. Glue them next to the correct sentence.

SENTENCE	WORD MEANING
The parking lot had no cars, so it was completely <u>vacant</u> .	
I was <u>parched</u> because I did not drink enough water.	
Lila felt <u>anxious</u> and concerned about her test because she didn't study.	

Alphabetical Order Practice
Name _____
Write the underlined words in alphabetical order on the lines below.

Baby animals can be called some pretty cute names! Did you know a baby bat is called a pup? And a baby owl is called an owlet. A baby kangaroo is a joey and a baby beaver is a kit. You probably already know a baby cat is a kitten! Baby animals are adorable.

Cut out the words. Glue them into alphabetical order below.

1.		5.	
2.		6.	
3.		7.	
4.		8.	

stamp best teach shape

Day 3 Center activity

6 Task card
grammar centers

Or use them whole group

- for a Gallery walk or a Roam the Room
- to play Scoot
- to project them on your whiteboard to play

CONTEXT CLUES
Grammar Center

Grammar Center
CONTEXT CLUES

1 _____ 11 _____
2 _____ 12 _____
3 _____ 13 _____
4 _____ 14 _____
5 _____ 15 _____

Use context clues to find the meaning of the underlined word.

When the foal, or baby horse, gets older, he will be in shows.

I heard Kristen boasting about winning the race. She is bragging so much today!

Use context clues to find the meaning of the underlined word.

Jan said my soup was bland. Did you think it was plain, too?

The family was very wealthy. They had nice clothes, a big house, and 5 cars!

Use context clues to find the meaning of the underlined word.

He gazed up at the moon and stars above, enjoying the view of the night sky.

Make sure to be cautious on the roads. Don't drive too fast or too close to others, and pay attention to signs!

a. complained
b. pushed
c. looked

a. careful

Use context clues to find the meaning of the underlined word.

As soon as Grandpa sits in his comfy chair with a blanket, he starts to doze.

Sam was annoyed that he got in trouble, so he went off to sulk in his room.

a. get cold
b. fall asleep
c. sing loudly

a. have a party
b. pout
c. get sick

13 14

6 Sets of task cards included

6 Task card centers included



- Verb tense
- Quotation marks
- Multiple meaning words
- Punctuation
- Shades of meaning
- Irregular past tense verbs

Each with recording sheets and answer keys

Day 4 Apply the skill in writing

Easily differentiate with three formats to choose from

1. Students write a newspaper story using words in the target skill.

2. Students who need more guidance use the word bank version.

3. Students read the article and circle words in the target grammar skill.

6 Sets of reading passages included


Context Clues

GRAMMAR GAZETTE

EXTRA!
EXTRA!

The Amazing Hoover Dam

Have you ever visited the Hoover Dam? It is located on the border of Nevada and Arizona and it is as tall as a 60-story building! A dam is a large wall built across a river to hold back the water. The Hoover Dam controls the water flow of the Colorado River. The Hoover Dam has many uses. It stores water along the river for irrigation of crops such as wheat, corn, and fruit. Water can be used to create a reservoir or manmade lake, to provide water for cities, and to generate electricity.



Context Clues

GRAMMAR GAZETTE

EXTRA!
EXTRA!




Context Clues

GRAMMAR GAZETTE

EXTRA!
EXTRA!

Title _____

Written by _____



Context Clues

GRAMMAR GAZETTE

EXTRA!
EXTRA!

Write a news story. Use 3 tricky words in your story to give clues to their meanings. You can use the word bank below. Circle the tricky words you use.

barrier	lake	built
crops	power	tourists


6 High interest stories included

Dictionary Skills

GRAMMAR GAZETTE EXTRA! EXTRA!

Riverdale Students Raise Classroom Pet

The students in Ms. Campisi's classroom here at Riverdale School




Context Clues

GRAMMAR GAZETTE EXTRA! EXTRA!

The Amazing Hoover Dam

Have you ever visited the Hoover Dam? It is located on the border of Nevada and Arizona and it is as tall as a 60-story building! A dam is a large wall built across a river to hold water back. The Hoover




Formal & Informal Language

GRAMMAR GAZETTE EXTRA! EXTRA!

Read the news. Underline the sentences with formal language in red. Underline the sentences with informal language in blue.

Rescuing Tigers

Tigers are super cool animals, don't ya think? Tally Heights Tiger Rescue is a safe place that many tigers call home. I interviewed the rescue center's director, Ryan Woodley, to learn more about the center. "If you've ever checked out a private zoo, you might've seen some of our buddies already!" said Ryan. "Many of our tigers were rescued from private zoos that had to close down or could not care for them. Now they're in their "fur"-ever home, which is awesome!" There are many ways to help the center stay open. "If y'all would like to donate, head to our website. Or come visit the center for yourself. Entry is only five bucks!"



Antonyms


GRAMMAR GAZETTE EXTRA! EXTRA!

Park Built on Main Street

The park with a playground was built on Main Street. Children and adults will be happy to visit today! While the weather has been sunny, the weather will be rainy soon, so why not visit today? You can go on the seesaw or get messy on the playground. I'm sure this will be a popular place in town soon!

Write a synonym and an antonym for each underlined word in the passage.

Synonym	Antonym



Alphabetical Order

GRAMMAR GAZETTE EXTRA! EXTRA!

Cafeteria Adds New Salad Bar

Cranberry Elementary School's cafeteria will now have a salad bar with fresh vegetables for students to choose from. The new salad bar will give students a




Literal & Nonliteral Language

GRAMMAR GAZETTE EXTRA! EXTRA!

Take a Nighttime Stroll at the Zoo!

Are you a night owl who likes to do activities when the moon is out? If so, you'll go bananas over Turtleback Zoo's new nighttime zoo tours. The tour gives people a closer look at the nocturnal animals that you don't get to see in the daytime. The icing on the cake is that you'll be guided through the zoo by a nocturnal animal specialist who will spill the beans about the animals' interesting adaptations.




Day 5 Assessment 6 Assessments included

Literal & Nonliteral Language Assessment

Name _____

Circle the correct option to tell whether each sentence is literal or nonliteral.

	Literal	Nonliteral
1. We put the icing on the cake with a knife.		
2. It's a surprise, so don't let the cat out of the bag!		
3. My backpack is filled with books, so it weighs a ton!		
4. When I let the cat out of the bag, it ran away.		
5. Seeing my grandma was the icing on the cake of a great day!		
6. Elephants grow to weigh more than a ton.		

Write the real meaning of the underlined nonliteral language on the line below each sentence.

7. I need my raincoat and umbrella because it's raining cats and dogs!

8. We will leave soon, just hold your horses for now!

9. When Tara won the award, she felt like she was on top of the world.

10. I got a great score on my test because it was a piece of cake!

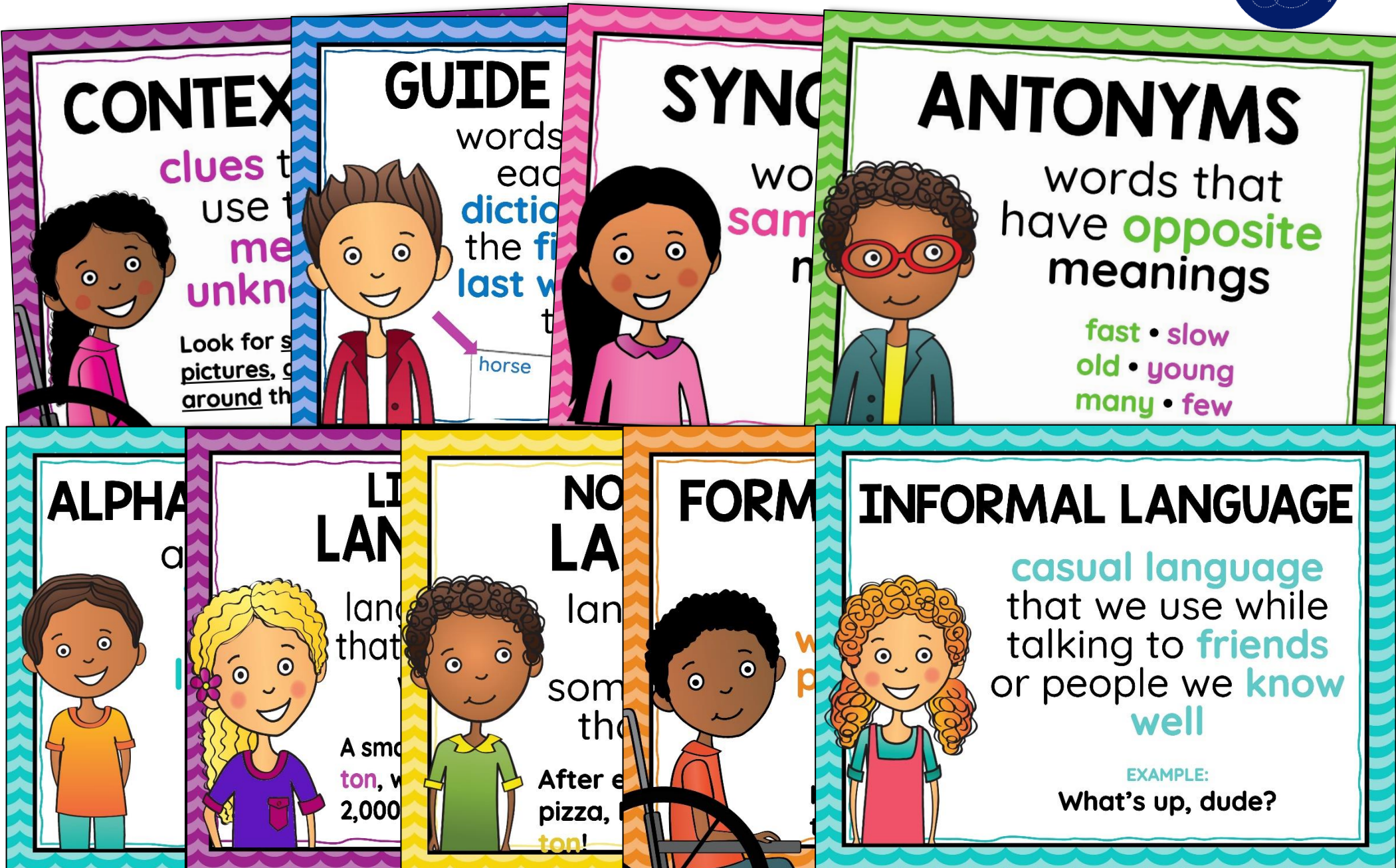
Write a sentence using nonliteral language about a time you were nervous, excited, or very happy about something. Circle the nonliteral language in your sentence.

Students take an easy-to-grade assessment

With simple questions to determine if students can:

- identify the skill
- generate examples
- apply the skill in writing

Full-page grammar posters



Create a colorful grammar wall for your classroom

6 Notebook reference pages

Students glue into notebooks or keep in their writing folders

CONTEXT CLUES

Context clues are clues in the text that good readers use to find the meaning of unknown words.

TYPES OF CONTEXT CLUES

DEFINITIONS

The meaning of an unknown word is in or the sentences around it.

Signal Words: means, is, are, called

DICTIONARY SKILLS

A dictionary is a book that gives information about words. The words are in ABC order. We use dictionaries to find the meanings of words. Let's take a look at the example dictionary page below.

GUIDE WORD 1

The first entry word on the page.

GUIDE WORD 2

The last entry word on the page.

ENTRY WORD

The words in the d

SYNONYMS

Synonyms are words that have the same or similar meanings.

EXAMPLES

quick + fast

sick + ill

tired + sleepy

yell + shout

rich + wealthy

ANTONYMS

EXAMPLES

fast • slow

sick • healthy

Antonyms are words that have opposite meanings.

ALPHABETICAL ORDER

When we put words in alphabetical, or ABC, order, we organize them based on how the words' letters appear in the alphabet.

A B C D E F G H I J K L M N O P Q R S T U V W X Y Z

ABC Order to the FIRST Letter

Underline the first letter of each word in the list.

zebra bear lion

If the letters you underlined are different, put the words in ABC order using the first letter of each word.

1 bear

LITERAL & NONLITERAL LANGUAGE

Sometimes we have to use context clues and our own knowledge to figure out what exactly the text is saying.

LITERAL LANGUAGE

I had a piece of cake after dinner.

When the text means exactly what it says.

REAL MEANING:

I had a piece of cake after dinner.

NONLITERAL LANGUAGE

That test was a piece of cake!

When the text does not mean exactly what it says or it has a deeper hidden meaning.

REAL MEANING:

That test was really easy.

FORMAL & INFORMAL LANGUAGE

We use different types of language for different situations.

FORMAL LANGUAGE

Language that we use for proper situations.

WHAT IT HAS

- Correct spelling & punctuation
- Complete sentences
- Few contractions
- No slang

WHEN TO USE IT

- Speaking to people of authority
- In writing
- Public speaking

How are you doing?

INFORMAL LANGUAGE

Language that we use for casual situations.

WHAT IT HAS

- Casual tone
- Incomplete sentences
- Spelling errors (gonna, wanna)

WHEN TO USE IT

- Speaking with friends
- Texting
- Working in small groups

6 Full weeks of grammar lessons

SECOND GRADE GRAMMAR

SECOND GRADE GRAMMAR	SECOND GRADE GRAMMAR	SECOND GRADE GRAMMAR
		
Minilesson	Minilesson	Minilesson
PowerPoint	PowerPoint	PowerPoint
Task Cards	Task Cards	Task Cards
Passage	Passage	Passage
Writing	Writing	Writing
Worksheet	Worksheet	Worksheet
Assessment	Assessment	Assessment
Context Clues	Dictionary Skills	Alphabetical Order
SECOND GRADE GRAMMAR	SECOND GRADE GRAMMAR	SECOND GRADE GRAMMAR
		
Minilesson	Minilesson	Minilesson
PowerPoint	PowerPoint	PowerPoint
Task Cards	Task Cards	Task Cards
Passage	Passage	Passage
Writing	Writing	Writing
Worksheet	Worksheet	Worksheet
Assessment	Assessment	Assessment
Synonyms & Antonyms	Literal & Nonliteral Language	Formal & Informal Language
Bundle 5	Linda Kamp	

- Easy to implement 15-minute daily routine
- Ready-to-use lessons and activities
- The no-fluff tasks fit easily into your schedule
- Students practice and apply the skill in a variety of ways
- Partner talk engages all students
- Simple, easy to grade activities
- No prep required-Make copies and that's it!

[Click here](#) to see them all!

Save even more with the yearlong bundle!

SECOND GRADE GRAMMAR

YEARLONG MEGA BUNDLE



AROUND THE KAMPFIRE

Lesson Plans

PowerPoints

Task Cards

Passages

Writing

Worksheets

Assessments

A Full Year of Grammar & Language

SECOND GRADE GRAMMAR

SECOND GRADE GRAMMAR	SECOND GRADE GRAMMAR	SECOND GRADE GRAMMAR
Mini-lesson PowerPoint Task Cards Passage Writing Worksheet Assessment	Mini-lesson PowerPoint Task Cards Passage Writing Worksheet Assessment	Mini-lesson PowerPoint Task Cards Passage Writing Worksheet Assessment
Nouns	Verbs	Adjectives
SECOND GRADE GRAMMAR	SECOND GRADE GRAMMAR	SECOND GRADE GRAMMAR
Mini-lesson PowerPoint Task Cards Passage Writing Worksheet Assessment	Mini-lesson PowerPoint Task Cards Passage Writing Worksheet Assessment	Mini-lesson PowerPoint Task Cards Passage Writing Worksheet Assessment
Plural Nouns	Irregular Plural Nouns	Common & Proper Nouns

Bundle 1 Linda Kamp

SECOND GRADE GRAMMAR

SECOND GRADE GRAMMAR	SECOND GRADE GRAMMAR	SECOND GRADE GRAMMAR
Mini-lesson PowerPoint Task Cards Passage Writing Worksheet Assessment	Mini-lesson PowerPoint Task Cards Passage Writing Worksheet Assessment	Mini-lesson PowerPoint Task Cards Passage Writing Worksheet Assessment
Collective Nouns	Possessive Nouns	Pronouns
SECOND GRADE GRAMMAR	SECOND GRADE GRAMMAR	SECOND GRADE GRAMMAR
Mini-lesson PowerPoint Task Cards Passage Writing Worksheet Assessment	Mini-lesson PowerPoint Task Cards Passage Writing Worksheet Assessment	Mini-lesson PowerPoint Task Cards Passage Writing Worksheet Assessment
Sentence Types	Capitalization	Homophones

Bundle 2 Linda Kamp

SECOND GRADE GRAMMAR

SECOND GRADE GRAMMAR	SECOND GRADE GRAMMAR	SECOND GRADE GRAMMAR
Mini-lesson PowerPoint Task Cards Passage Writing Worksheet Assessment	Mini-lesson PowerPoint Task Cards Passage Writing Worksheet Assessment	Mini-lesson PowerPoint Task Cards Passage Writing Worksheet Assessment
Verb Tenses	Irregular Past Tense Verbs	Using Quotation Marks
SECOND GRADE GRAMMAR	SECOND GRADE GRAMMAR	SECOND GRADE GRAMMAR
Mini-lesson PowerPoint Task Cards Passage Writing Worksheet Assessment	Mini-lesson PowerPoint Task Cards Passage Writing Worksheet Assessment	Mini-lesson PowerPoint Task Cards Passage Writing Worksheet Assessment
Punctuation	Shades of Meaning	Multiple Meaning Words

Bundle 4 Linda Kamp

SECOND GRADE GRAMMAR

SECOND GRADE GRAMMAR	SECOND GRADE GRAMMAR	SECOND GRADE GRAMMAR
Mini-lesson PowerPoint Task Cards Passage Writing Worksheet Assessment	Mini-lesson PowerPoint Task Cards Passage Writing Worksheet Assessment	Mini-lesson PowerPoint Task Cards Passage Writing Worksheet Assessment
Contractions	Compound Words	Using Commas
SECOND GRADE GRAMMAR	SECOND GRADE GRAMMAR	SECOND GRADE GRAMMAR
Mini-lesson PowerPoint Task Cards Passage Writing Worksheet Assessment	Mini-lesson PowerPoint Task Cards Passage Writing Worksheet Assessment	Mini-lesson PowerPoint Task Cards Passage Writing Worksheet Assessment
Prefixes	Suffixes	Abbreviations

Bundle 3 Linda Kamp

SECOND GRADE GRAMMAR

SECOND GRADE GRAMMAR	SECOND GRADE GRAMMAR	SECOND GRADE GRAMMAR
Mini-lesson PowerPoint Task Cards Passage Writing Worksheet Assessment	Mini-lesson PowerPoint Task Cards Passage Writing Worksheet Assessment	Mini-lesson PowerPoint Task Cards Passage Writing Worksheet Assessment
Context Clues	Alphabetical Order	Dictionary Skills
SECOND GRADE GRAMMAR	SECOND GRADE GRAMMAR	SECOND GRADE GRAMMAR
Mini-lesson PowerPoint Task Cards Passage Writing Worksheet Assessment	Mini-lesson PowerPoint Task Cards Passage Writing Worksheet Assessment	Mini-lesson PowerPoint Task Cards Passage Writing Worksheet Assessment
Synonyms	Literal & Nonliteral Language	Formal & Informal Language

Bundle 5 Linda Kamp

SECOND GRADE GRAMMAR

SECOND GRADE GRAMMAR	SECOND GRADE GRAMMAR	SECOND GRADE GRAMMAR
Mini-lesson PowerPoint Task Cards Passage Writing Worksheet Assessment	Mini-lesson PowerPoint Task Cards Passage Writing Worksheet Assessment	Mini-lesson PowerPoint Task Cards Passage Writing Worksheet Assessment
Simple & Compound Sentences	Adverbs	Prepositions
SECOND GRADE GRAMMAR	SECOND GRADE GRAMMAR	SECOND GRADE GRAMMAR
Mini-lesson PowerPoint Task Cards Passage Writing Worksheet Assessment	Mini-lesson PowerPoint Task Cards Passage Writing Worksheet Assessment	Mini-lesson PowerPoint Task Cards Passage Writing Worksheet Assessment
Subject & Predicate	Comparative Adjectives	Subject-Verb Agreement

Bundle 6 Linda Kamp