

SECOND GRADE

GRAMMAR

Bundle 4

SECOND GRADE GRAMMAR



- Minilesson
- PowerPoint
- Task Cards
- Passage
- Writing
- Worksheet
- Assessment

Verb Tenses

SECOND GRADE GRAMMAR



- Minilesson
- PowerPoint
- Task Cards
- Passage
- Writing
- Worksheet
- Assessment

Irregular Past Tense Verbs

SECOND GRADE GRAMMAR



- Minilesson
- PowerPoint
- Task Cards
- Passage
- Writing
- Worksheet
- Assessment

Using Quotation Marks

SECOND GRADE GRAMMAR



- Minilesson
- PowerPoint
- Task Cards
- Passage
- Writing
- Worksheet
- Assessment

Punctuation

SECOND GRADE GRAMMAR



- Minilesson
- PowerPoint
- Task Cards
- Passage
- Writing
- Worksheet
- Assessment

Shades of Meaning

SECOND GRADE GRAMMAR



- Minilesson
- PowerPoint
- Task Cards
- Passage
- Writing
- Worksheet
- Assessment

Multiple Meaning Words

6 Engaging Grammar Units

- Verb Tenses
- Irregular Past Tense Verbs
- Quotation Marks & Dialogue
- Punctuation
- Shades of Meaning
- Multiple Meaning Words



6 Full weeks of no-prep lessons

This bundle includes:

- 6 Weeks of lesson plans
- 6 Teaching PowerPoints
- 8 Practice worksheets
- 6 Reading passages
- 6 Writing activities
- 6 Sets of task cards
- 6 Assessments
- 18 Grammar posters



Daily Grammar Practice

Each unit follows a familiar weekly routine

Daily Routine

- Monday** Minilesson | Group practice
- Tuesday** Partner practice & worksheet
- Wednesday** Center activity
- Thursday** Reading passage & writing activity
- Friday** Assessment

SHADES OF MEANING Second Grade Grammar L.2.5

Monday

- Minilesson

1. Project the teaching PowerPoint. Introduce the weekly grammar skill. Read the lesson slides with students.
2. Follow the minilesson with whole group practice. For the practice slides, have students rank the intensity of the words on a scale of 1-5. Students can slide the words on the chart. One of the words can be used in another day to practice the skill.

MULTIPLE MEANING WORDS Second Grade Grammar L.2.4

Monday

- Minilesson

*Each day's lesson & activity is designed to take 15 minutes.

1. Project the teaching PowerPoint. Introduce the weekly grammar skill. Read the lesson slides with students.
2. Follow the minilesson with whole group practice. For the first two practice slides, have students practice identifying parts of dialogue by labeling dialogue tags and quotes as noted on the slides. There are two other practice slides to use on the slides.

PUNCTUATION Second Grade Grammar L.2.2

Monday

- Minilesson

*Each day's lesson & activity is designed to take 15 minutes.

1. Project the teaching PowerPoint. Introduce the weekly grammar skill. Read the lesson slides with students.
2. Follow the minilesson with whole group practice. There are 2 whole group practice slides to use with students. Read each sentence and move the correct punctuation mark to the correct spot.

QUOTATION MARKS Second Grade Grammar L.2.2

Monday

- Minilesson

*Each day's lesson & activity is designed to take 15 minutes.

1. Project the teaching PowerPoint. Introduce the weekly grammar skill. Read the lesson slides with students.
2. Follow the minilesson with whole group practice. For the first two practice slides, have students practice identifying parts of dialogue by labeling dialogue tags and quotes as noted on the slides. There are two other practice slides to use on the slides.

IRREGULAR PAST TENSE VERBS Second Grade Grammar L.2.1

Monday

- Minilesson

*Each day's lesson & activity is designed to take 15 minutes.

1. Project the teaching PowerPoint. Introduce the weekly grammar skill. Read the lesson slides with students.
2. Follow the minilesson with whole group practice. For the first two practice slides, have students practice identifying parts of dialogue by labeling dialogue tags and quotes as noted on the slides. There are two other practice slides to use on the slides.

VERB TENSES Second Grade Grammar L.2.1

Monday

- Minilesson

*Each day's lesson & activity is designed to take 15 minutes.

1. Project the teaching PowerPoint. Introduce the weekly grammar skill. Read the lesson slides with students.
2. Follow the minilesson with whole group practice. For the first practice slide, up to 32 students can play. Call on a student to read the first word on the list and tell if it is in the past, present or future tense. Slide the appropriate check mark. There are two other practice slides to help students practice with verb tenses. These can be used to replace the first practice or in addition to the first practice. One of the practice activities can also be used on another day to help students review the skill.
3. Students work with a partner for the partner practice slide. Students use a journal, scrap paper, or whiteboards for the writing portion of the slide.

Tuesday

- Practice worksheet

Wednesday

- Task Card Center

Thursday

- Task Card Center

1. Review the minilesson slides if needed. Project the Talk About It slide for students to review further.
2. Students complete the practice worksheet.

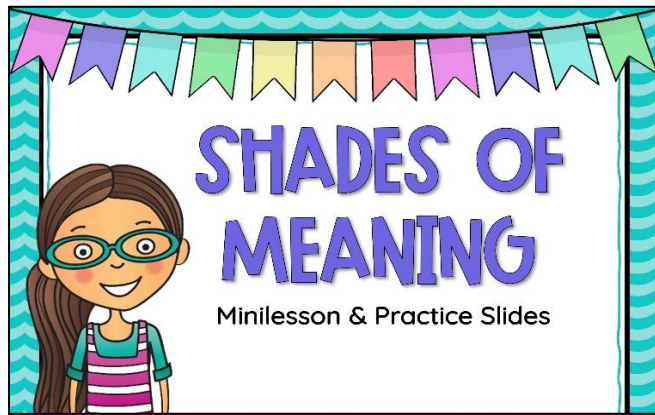
Friday

- Writing Grammar Gazette

Students continue practice using task cards. Use the cards as a literacy center or place them around the room for students to "roam the room" to complete with a partner. Another option is to spread the cards onto desks. Students complete the card and pass it on to the next student. Students can complete the cards in any order.
Students apply the weekly grammar skill to their writing.

With lessons plan & teacher directions

6 Mini lessons & practice slides



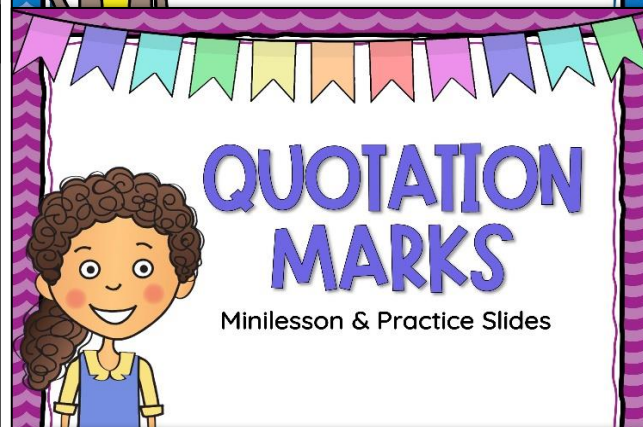
SHADES OF MEANING
Minilesson & Practice Slides



VERB TENSES
Minilesson & Practice Slides



IRREGULAR PAST TENSE VERBS
Minilesson & Practice Slides



QUOTATION MARKS
Minilesson & Practice Slides



MULTIPLE MEANING WORDS
Minilesson & Practice Slides



PUNCTUATION
Minilesson & Practice Slides

6 Teaching PowerPoints
with minilessons
and practice slides

Verb Tenses

Punctuation

Quotation Marks

Multiple Meaning Words

Irregular Past Tense Verbs

Shades of Meaning

Day 1 Introduce the Skill

Each PowerPoint provides you with:

- Teaching slides to introduce the skill
- Interactive slides with moveable pieces to model & practice whole group
- Partner slides to practice together

ADD THE QUOTES PRACTICE

I have two cats, Rita said.

START QUOTE:



END QUOTE:

JAMAL GAZETTE

Read the news story or write your own. Write quotation marks where they are needed.

3 Ways to Write Dialogue Sentences

I can't wait to eat lunch. I hope we go soon!

#1

Put the dialogue tag after the

Adding Dialogue Tags

Dialogue tags are the words that tell who is speaking and how

Quotation Mark Rules



Mom shouted,

"Have a great day!"

Adding Dialogue Tags

Here are some words we use for dialogue tags:

asked

whispered

yelled

cried

explained



What is dialogue?

Dialogue is a conversation between two or more characters.

What are quotation marks?

Quotation marks look like



We put one set of quotes before the exact words being said.

We put the other set of quotes after the exact words.



What are quotation marks?

Quotation marks are punctuation that shows the exact words someone says.

For example,

"I hope you like your gift!" said Jamal.



Day 2 Brief Partner Practice

Partner practice slides

TALK ABOUT IT

Review

Tell your partner what an irregular past tense verb is.






Can you use the p...

PUNCTUATE THE SENTENCE! PRACTICE

What is the waiter's name

oon we'll go out shopping

-  period
-  exclamation mark
-  question mark

PARTNER PRACTICE

Shane will chat with Sam tomorrow.
I dressed as a cat last Halloween.
Daisy reads her favorite book.



Tell your partner the verbs in each sentence. Write them on your paper



TALK ABOUT IT

Review

Tell your partner what dialogue is.



Can you write one sentence using punctuation marks

Day 2 Independent Practice

8 Practice worksheets

- Identify & circle target words
- Short written responses
- Cut and paste correct answers

Irregular Past Tense Verbs
Name _____
Circle the irregular past tense verbs in each sentence. Write them on the lines.

Multiple Meaning Words Practice
Name _____
Circle the correct definition for the underlined multiple meaning word in each sentence.

Shades of Meaning Practice
Name _____
Use words from the word bank to fill in the blanks and complete the sentences so you know what shade to use!

WORD BANK
chilly

Verb Tenses Practice
Name _____
Write the verb tense for each underlined verb on the lines.

Tomorrow we will celebrate my sister's birthday. This year, she turns 10 years old. This year, she turns _____

Quotation Marks & Dialogue
Quotation marks are used to tell us exactly what a person says. They go before and after the words the character says.
Dialogue is the conversation characters have in a story. Dialogue marks in dialogue to show who is speaking.

Did you like the movie?

Jess and her mom were at the store shopping for her brother's birthday gift. Jess. Let's think, Mom. Jess thought for a moment.

Quotation Marks Practice
Name _____
Read the sentences in the passage carefully. Add quotation marks where they are needed.

Punctuation Practice
Name _____
PART 1. Rewrite the sentences on the line using correct punctuation.

1. We ate cake cupcakes and cookies for dessert _____
2. Watch out The ball is headed your way _____

PART 2. Cut out the punctuation. Add the correct ending punctuation to each sentence by gluing it in the box.

3. Great job on the test, Natalie

4. The cat is purring so loudly

5. Where do you live

6. Have you seen my new hamster

7. I am eating a bowl of tomato soup

8. We won the game. Hooray

9. Bailey is my best friend

10. Who is your favorite character

Multiple Meaning Words Practice
Name _____
Draw pictures to show two possible meanings of the multiple meaning word.


RING

BAT

Cut out the definitions at the bottom. Glue them into the correct boxes.

MEANING 1	WORD	MEANING 2
<input type="checkbox"/>	bowl	<input type="checkbox"/>
<input type="checkbox"/>	spring	<input type="checkbox"/>



Day 3 Center activity







MULTIPLE MEANING WORDS





1 _____ 11 _____
2 _____ 12 _____
3 _____ 13 _____
4 _____ 14 _____

Task card game for students to practice independently at a grammar center

<p>What does the underlined word in the sentence mean?</p> <p>I always make sure my socks <u>match</u>.</p> 	<p>What does the underlined word in the sentence mean?</p> <p>Rob thought the test was <u>hard</u>.</p> 
---	---

<p>What does the underlined word in the sentence mean?</p> <p>Would you like some <u>jam</u> on your bread?</p> <p>a. to shove in tightly</p> 	<p>What does the underlined word in the sentence mean?</p> <p>I watched my toes <u>sink</u> into the sand.</p> <p>a. large bowl used for</p> 
---	--

<p>In which sentence does the word <u>right</u> mean "correct"?</p> <p>a. Pat is sitting to my <u>right</u>.</p> 	<p>In which sentence does the word <u>ball</u> mean "a dance"?</p> <p>a. Cinderella left her slipper at the <u>ball</u>.</p> 
--	--

<p>What is the multiple meaning word that both pictures show?</p>  	<p>What is the multiple meaning word that both pictures show?</p>  
---	---

Or use them whole group

- for a Gallery walk or a Roam the Room
- to play Scoot
- to project them on your whiteboard to play

6 Sets of task cards included



6 Task card centers included



- Verb tense
- Quotation marks
- Multiple meaning words
- Punctuation
- Shades of meaning
- Irregular past tense verbs

Each with recording sheets and answer keys

Day 4 Apply the skill in writing

Easily differentiate with three formats to choose from

1. Students write a newspaper story using words in the target skill.

2. Students who need more guidance use the word bank version.

3. Students read the article and circle words in the target grammar skill.

6 Sets of reading passages included



6 High interest stories included

Compound Words

GRAMMAR GAZETTE EXTRA! EXTRA!

School Fall Festival Will Take Place On Saturday!

This year's school Fall Festival will be taking place on Saturday.




Punctuation

GRAMMAR GAZETTE EXTRA! EXTRA!

Read the news. Add the correct punctuation in the circles.

All About the Golden Gate Bridge

Have you ever visited the Golden Gate Bridge It is located in San Francisco, California Cars bicycles and people




Quotation Marks

GRAMMAR GAZETTE EXTRA! EXTRA!

Endangered Rhino Born at City Zoo


A rhino named Violet was born on January 12th at City Zoo. Violet is three months old and she already weighs 300 pounds, zookeeper Kaitlin Brown said. Brown added, Violet is playful and curious, but she likes to stay close to her mom still. City Zoo rhino specialist Allen Plum reported, Violet's species is endangered because of poaching and habitat loss. Plum continued, saying, There are only about 750 of these rhinos living in the wild, so Violet's birth here at City Zoo is very important! Everyone seems to be very excited about Violet's arrival, including zoo visitors. Zoo director Kate Little said, I traveled to the



GRAMMAR GAZETTE EXTRA! EXTRA!

Penguin Spotted

... zoo, ... k and ... you ... uins? ... life ... low ... ge ... ck and white penguins. The ... out in the crowd! No one knew ... yellow, but some people thought it ... n in the penguin's genes. Can you ... of these creatures for yourself?




Verbs in each sentence. Write them below.

Shades of Meaning

GRAMMAR GAZETTE EXTRA! EXTRA!

Butterscotch Bakery Opens

If you like freshly baked bread, you'll want to check out Butterscotch Bakery. They bake the most delicious blueberry muffins in the whole town. Once you nibble on one



Multiple Meaning Words

GRAMMAR GAZETTE EXTRA! EXTRA!

School Fall Play Starts Next Week

Riverdale School's fall play will take place next week in the school auditorium. The show is about the ruler of a country who loses his prized ring. The king goes on a quest to find it, hoping that it will not fall into the wrong hands. The stage crew put together an amazing set that was care



Day 5 Assessment 6 Assessments included

Verb Tenses Assessment

Name _____

Circle the verb in each sentence. Write past, present, or future on the line to tell about the verb tense.

1. Mom cooks dinner for us each night. _____
2. Tomorrow, Ana will watch her little sister. _____
3. Nate pushed the door open and left. _____
4. We played hopscotch together. _____
5. Tara will sit with me at lunch on Monday. _____

Write 3 sentences telling something you did yesterday, something you are doing now, and something you will do tomorrow. Circle the verbs in your sentences.

Fill in the table with the missing verbs.

Past Tense	Present Tense	Future Tense
walked		
	jumps	
		will wash

Students take an easy-to-grade assessment

With simple questions to determine if students can:

- identify the skill
- generate examples
- apply the skill in writing

Full-page grammar posters



PUNCTUATION
punctuations are symbols used to mark the beginning and end of sentences

SHADES OF GRAY
when two words are similar but have different meanings

IRRREGULAR PAST TENSE
a verb that does not follow its spelling pattern

MULTIPLE MEANING WORD
a word that can have more than one meaning
The bat flew in the cave.
I hit the ball with a bat.

PAST TENSE
a past tense verb that tells us that something happened in the past
Sara walked outside

PRESENT TENSE
a present tense verb that tells us that something is happening now
We sing dances

FUTURE TENSE
a future tense verb that tells us that something will happen in the future
Mya will and Pat

QUOTATION MARKS
punctuation that shows the exact words someone is saying
“Have a wonderful day at school!” Mom said.

Create a colorful grammar wall for your classroom

6 Notebook reference pages

Students glue into notebooks or keep in their writing folders

VERB TENSES

Verbs are **action** words. We use different **verb tenses** depending on **when** the action takes place.

PAST TENSE PRESENT TENSE FUTURE TENSE

PUNCTUATION MARKS

Punctuation marks are symbols added to sentences to make the meaning clearer.

PUNCTUATION MARK	WHEN TO USE IT	HOW TO READ IT	EXAMPLES
PERIOD ●	•At the end of a sentence that tells •After an abbreviation	Voice stays even	•We went to the store. •Mr. Turner is my teacher.
EXCLAMATION			




















IRREGULAR PAST TENSE VERBS

Irregular past tense verbs are verbs that change their spelling in the past tense. They don't follow the rule of adding -ed.

PRESENT	PAST	PRESENT	PAST
sit	sat	run	ran
make	made	dig	dug
take	took	go	went
do	did	win	won
fly	flew	have	had
know	knew	say	said
begin	began	teach	taught
grow	grew	tell	told

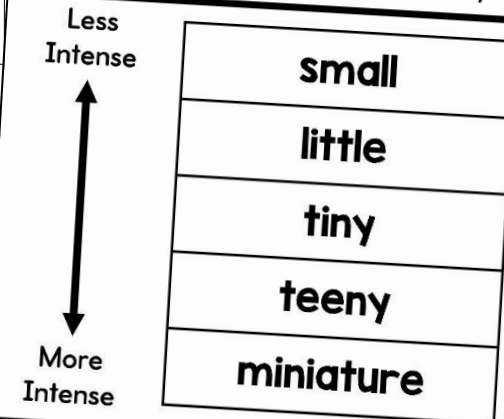
MULTIPLE MEANING WORDS

A multiple meaning word is a word that can have more than one meaning.

MEANING 1	WORD	MEANING 2
A B C	letter	
	ruler	
	trunk	
	glasses	
	bat	
	scale	
	mouse	
	wave	
	ring	
	tie	

SHADES OF MEANING

Some verbs and adjectives has small differences in their meanings but grow in intensity or strength.




hungry	big	toss	giggle
starving	huge	throw	laugh

QUOTATION MARKS & DIALOGUE

Quotation marks are used to tell us exactly what a character says. They go before and after the words the character says.

Dialogue is the conversation characters have. We use quotation marks in dialogue to show what characters are saying.



"Did you like the movie?" Daniel asked.
"Yes, I loved it." Tasha replied.

DIALOGUE TAGS

said asked

QUOTATION RULES

- The first word in the quote gets a capital letter.

6 Full weeks of grammar lessons

SECOND GRADE GRAMMAR

SECOND GRADE GRAMMAR	SECOND GRADE GRAMMAR	SECOND GRADE GRAMMAR
 <ul style="list-style-type: none">MinilessonPowerPointTask CardsPassageWritingWorksheetAssessment	 <ul style="list-style-type: none">MinilessonPowerPointTask CardsPassageWritingWorksheetAssessment	 <ul style="list-style-type: none">MinilessonPowerPointTask CardsPassageWritingWorksheetAssessment
Using Quotation Marks	Irregular Past Tense Verbs	Verb Tenses
SECOND GRADE GRAMMAR	SECOND GRADE GRAMMAR	SECOND GRADE GRAMMAR
 <ul style="list-style-type: none">MinilessonPowerPointTask CardsPassageWritingWorksheetAssessment	 <ul style="list-style-type: none">MinilessonPowerPointTask CardsPassageWritingWorksheetAssessment	 <ul style="list-style-type: none">MinilessonPowerPointTask CardsPassageWritingWorksheetAssessment
Shades of Meaning	Multiple Meaning Words	Punctuation
Bundle 4	Linda Kamp	

- Easy to implement 15-minute daily routine
- Ready-to-use lessons and activities
- The no-fluff tasks fit easily into your schedule
- Students practice and apply the skill in a variety of ways
- Partner talk engages all students
- Simple, easy to grade activities
- No prep required-Make copies and that's it!

SAVE BIG WITH BUNDLES!

[Click here](#) to see them all!

SECOND GRADE GRAMMAR

YEARLONG MEGA BUNDLE



- Lesson Plans
- PowerPoints
- Task Cards
- Passages
- Writing
- Worksheets
- Assessments

A Full Year of Grammar & Language

Save more with the yearlong bundle!

SECOND GRADE GRAMMAR

SECOND GRADE GRAMMAR Nouns Mission PowerPoint Task Cards Passage Writing Worksheet Assessment	SECOND GRADE GRAMMAR Verbs Mission PowerPoint Task Cards Passage Writing Worksheet Assessment	SECOND GRADE GRAMMAR Adjectives Mission PowerPoint Task Cards Passage Writing Worksheet Assessment
---	---	--

Bundle 1 Linda Kamp

SECOND GRADE GRAMMAR

SECOND GRADE GRAMMAR Collective Nouns Mission PowerPoint Task Cards Passage Writing Worksheet Assessment	SECOND GRADE GRAMMAR Possessive Nouns Mission PowerPoint Task Cards Passage Writing Worksheet Assessment	SECOND GRADE GRAMMAR Pronouns Mission PowerPoint Task Cards Passage Writing Worksheet Assessment
--	--	--

Bundle 2 Linda Kamp

SECOND GRADE GRAMMAR

SECOND GRADE GRAMMAR Verb Tenses Mission PowerPoint Task Cards Passage Writing Worksheet Assessment	SECOND GRADE GRAMMAR Irregular Past Tense Verbs Mission PowerPoint Task Cards Passage Writing Worksheet Assessment	SECOND GRADE GRAMMAR Using Quotation Marks Mission PowerPoint Task Cards Passage Writing Worksheet Assessment
---	--	---

Bundle 4 Linda Kamp

SECOND GRADE GRAMMAR

SECOND GRADE GRAMMAR Contractions Mission PowerPoint Task Cards Passage Writing Worksheet Assessment	SECOND GRADE GRAMMAR Compound Words Mission PowerPoint Task Cards Passage Writing Worksheet Assessment	SECOND GRADE GRAMMAR Using Commas Mission PowerPoint Task Cards Passage Writing Worksheet Assessment
--	--	--

Bundle 3 Linda Kamp

SECOND GRADE GRAMMAR

SECOND GRADE GRAMMAR Context Clues Mission PowerPoint Task Cards Passage Writing Worksheet Assessment	SECOND GRADE GRAMMAR Alphabetical Order Mission PowerPoint Task Cards Passage Writing Worksheet Assessment	SECOND GRADE GRAMMAR Dictionary Skills Mission PowerPoint Task Cards Passage Writing Worksheet Assessment
---	--	---

Bundle 5 Linda Kamp

SECOND GRADE GRAMMAR

SECOND GRADE GRAMMAR Simple & Compound Sentences Mission PowerPoint Task Cards Passage Writing Worksheet Assessment	SECOND GRADE GRAMMAR Adverbs Mission PowerPoint Task Cards Passage Writing Worksheet Assessment	SECOND GRADE GRAMMAR Prepositions Mission PowerPoint Task Cards Passage Writing Worksheet Assessment
---	---	--

Bundle 6 Linda Kamp