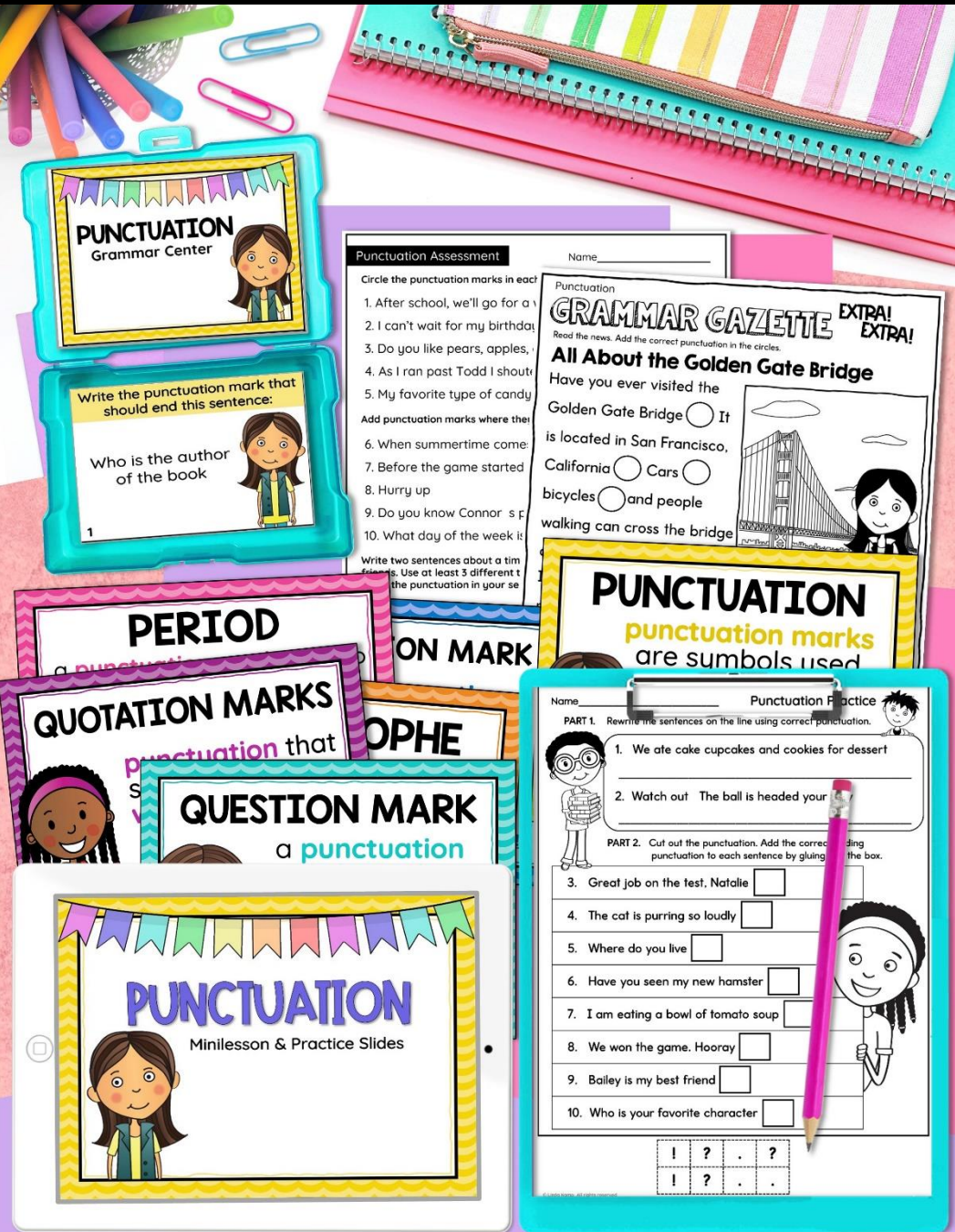


Included in the unit:

An entire week of grammar including:

- 15-Minute daily routine
- Lesson plan
- Teaching PowerPoint
- Practice worksheet
- Reading passage
- Writing activity
- Center task cards
- Assessment
- Skill poster



Daily Grammar Practice

Each unit follows a simple & effective weekly routine

PUNCTUATION

Second Grade Grammar
L.2.2

Monday

- Minilesson

*Each day's lesson & activity is designed to take 15 minutes.

1. Project the teaching PowerPoint. Introduce the weekly grammar skill. Read the lesson slides with students.
2. Follow the minilesson with whole group practice. There are 2 whole group practice slides to use with students. Read each sentence and move the correct punctuation marks where they belong.
3. Students work with a partner for the partner practice slide. Students use a journal, scrap paper, or whiteboards for the writing portion of the slide.

Tuesday

- Practice worksheet

1. Review the minilesson slides if needed. Project the Talk About It slide for students to review further.
2. Students complete the practice worksheet.

Wednesday

- Task Card Center

Students continue practice using task cards. Use the cards as a literacy center or place them around the room for students to "roam the room" to complete with a partner. Another option is to spread the cards onto desks. Students complete the card and pass it on to the next student. Students can complete the cards in any order.

Thursday

Students apply the weekly grammar skill to their writing.

Daily Routine

Monday Minilesson | Group practice

Tuesday Partner practice & worksheet

Wednesday Center activity

Thursday Reading passage & writing activity

Friday Assessment

PUNCTUATION

punctuation marks
are symbols used
to make the
meaning of
sentences clearer



Ms. Smith, did you
see the rainbow?

With lesson plan, posters & teacher directions

Day 1 Introduce the Skill

Minilesson & activity slides on PowerPoint

- Teaching slides to introduce the skill
- Interactive slides with moveable pieces to model & practice whole group
- Partner slides to review & practice together

What is **punctuation**?

QUESTION MARK?

Example:

When did you get home?

What is **punctuation**?

QUOTATION MARKS " "

What is **punctuation**?

EXCLAMATION MARK!

Example:

What is **punctuation**?

PERIOD.

Periods are the end of a sentence that tell us when a sentence is over. They are used at the end of a sentence.

What is **punctuation**?



Let's look at how and

WRITE THE SENTENCE! PRACTICE

the waiter's name

ping

ish

period

exclamation mark

question mark

comma

Move the punctuation marks to punctuate each sentence.



Types of Punctuation

There are many different types of marks. Here are some we use and



PERIOD

EXCLAMATION MARK

QUESTION MARK

COMMA

QUOTATION MARKS

What is **punctuation**?

Punctuation marks are symbols used to make the meaning of sentences clearer.



For example,



Ms. Smith did you

Day 2 Partner & Independent Practice



TALK ABOUT IT

Review

Tell your partner what punctuation is.



PARTNER PRACTICE

Where did you put your pencil
That was delicious
Giraffes are tall animals



Tell your partner the punctuation mark that belongs in each sentence. Rewrite one of the sentences on your paper.



Partner practice slides

Name _____ Punctuation Practice



PART 1. Rewrite the sentences on the line using correct punctuation.

1. We ate cake cupcakes and cookies for dessert

2. Watch out The ball is headed your way



PART 2. Cut out the punctuation. Add the correct ending punctuation to each sentence by gluing it in the box.

3. Great job on the test, Natalie

4. The cat is purring so loudly

5. Where do you live

6. Have you seen my new hamster

7. I am eating a bowl of tomato soup

8. We won the game. Hooray

9. Bailey is my best friend

10. Who is your favorite character



! ? . ?



Worksheet for independent practice

Day 3 Center activity

Task card game for students to practice independently at a grammar center

Or use them whole group

- for a Gallery walk or a Roam the Room
- to play Scoot
- to project them on your whiteboard to play

PUNCTUATION
Grammar Center

Grammar Center
PUNCTUATION

1 _____ 11 _____
2 _____ 12 _____
3 _____ 13 _____
4 _____ 14 _____

Center cards

Write the punctuation mark that should end this sentence:
Who is the author

Write the punctuation mark that should end this sentence:
I have to clean

Center cards

Write the punctuation mark that should end this sentence:
You may stand up quietly

Write the punctuation mark that should end this sentence:
Would you like to go swimming

Center cards

Rewrite the sentence using correct punctuation.
You re going too fast W

Rewrite the sentence using correct punctuation.
Before we left

Center cards

Which sentence has the correct punctuation?
A. Amazing work?
B. Amazing work!

Which sentence has the correct punctuation?
A. After dinner, I read my book.
B. After dinner! I read my book.

Day 4 Apply the skill in writing

Easily differentiate with three formats to choose from

1. Students write a newspaper story using words in the target skill.

2. Students who need more guidance use the word bank version.

3. Students read the article and circle words in the target grammar skill.


Punctuation

GRAMMAR GAZETTE EXTRA! EXTRA!

Read the news. Add the correct punctuation in the circles.

All About the Golden Gate Bridge

Have you ever visited the Golden Gate Bridge It is located in San Francisco, California cars bicycle people walking across the bridge during daylight hours It is over 9,000 ft. long



Punctuation


GRAMMAR GAZETTE EXTRA! EXTRA!

Punctuation

GRAMMAR GAZETTE EXTRA! EXTRA!

Title _____

Written by _____



Write a news story. Use periods, exclamation points, and commas in your writing. You can use the word bank to help you or your own words.

San Francisco red long
landmark travel

Day 5 Assessment

Punctuation Assessment

Name _____

Circle the punctuation marks in each sentence.

1. After school, we'll go for a walk.
2. I can't wait for my birthday this year!
3. Do you like pears, apples, or oranges best?
4. As I ran past Todd I shouted, "Hello!"
5. My favorite type of candy is chocolate.

Add punctuation marks where they belong in each sentence.

6. When summertime comes I want to swim play and run
7. Before the game started we ate dinner
8. Hurry up
9. Do you know Connor s phone number
10. What day of the week is today

Write two sentences about a time when you had dinner with family or friends. Use at least 3 different types of punctuation in your sentences. Circle the punctuation in your sentences.

Students take an easy-to-grade assessment

With simple questions to determine if students can:

- identify the skill
- generate examples
- apply the skill in writing

Full-Page Punctuation Posters

PERIOD

a **punctuation mark** mark the end of a sentence that **tells something** or the end of an **abbreviation**

My teacher's name is Mr. Lipton.

EXCLAMATION MARK

a **punctuation mark** used at the end of sentences that have **strong feelings**

I can't wait for my birthday!

QUESTION MARK

a **punctuation mark** used to mark the end of sentences that **ask something**

What is your favorite color?

QUOTATION MARK

punctuation marks shows the words so the **meaning** is **clearer**

"Have a wonderful day at school!" Ms. Smith said.

PUNCTUATION

punctuation marks are symbols used to make the **meaning** of **sentences** clearer

Ms. Smith, did you see the rainbow?



APOSTROPHE

a **punctuation mark** used to show **ownership** or to replace letters in **contractions**

That is my sister's room. I've been skiing many times.

Why Daily Grammar Practice?

SECOND GRADE GRAMMAR



Minilesson

PowerPoint

Task Cards

Passage

Writing

Worksheet

Assessment

Punctuation

- Easy to implement 15-minute daily routine
- Ready-to-use lessons and activities
- The no-fluff tasks fit easily into your schedule
- Students practice and apply the skill in a variety of ways
- Partner talk engages all students
- Simple, easy to grade activities
- No prep required-Make copies and that's it!

[Click here](#) to see all the units

Each unit is available separately or in money-saving bundles.

SECOND GRADE GRAMMAR

YEARLONG MEGA BUNDLE



Lesson Plans

PowerPoints

Task Cards

Passages

Writing

Worksheets

Assessments

A Full Year of Grammar & Language

SECOND GRADE GRAMMAR

SECOND GRADE GRAMMAR Nouns Mission PowerPoint Task Cards Passage Writing Worksheet Assessment	SECOND GRADE GRAMMAR Verbs Mission PowerPoint Task Cards Passage Writing Worksheet Assessment	SECOND GRADE GRAMMAR Adjectives Mission PowerPoint Task Cards Passage Writing Worksheet Assessment
---	---	--

Bundle 1 Linda Kamp

SECOND GRADE GRAMMAR

SECOND GRADE GRAMMAR Collective Nouns Mission PowerPoint Task Cards Passage Writing Worksheet Assessment	SECOND GRADE GRAMMAR Possessive Nouns Mission PowerPoint Task Cards Passage Writing Worksheet Assessment	SECOND GRADE GRAMMAR Pronouns Mission PowerPoint Task Cards Passage Writing Worksheet Assessment
--	--	--

Bundle 2 Linda Kamp

SECOND GRADE GRAMMAR

SECOND GRADE GRAMMAR Verb Tenses Mission PowerPoint Task Cards Passage Writing Worksheet Assessment	SECOND GRADE GRAMMAR Irregular Past Tense Verbs Mission PowerPoint Task Cards Passage Writing Worksheet Assessment	SECOND GRADE GRAMMAR Using Quotation Marks Mission PowerPoint Task Cards Passage Writing Worksheet Assessment
---	--	---

Bundle 4 Linda Kamp

SECOND GRADE GRAMMAR

SECOND GRADE GRAMMAR Contractions Mission PowerPoint Task Cards Passage Writing Worksheet Assessment	SECOND GRADE GRAMMAR Compound Words Mission PowerPoint Task Cards Passage Writing Worksheet Assessment	SECOND GRADE GRAMMAR Using Commas Mission PowerPoint Task Cards Passage Writing Worksheet Assessment
--	--	--

Bundle 3 Linda Kamp

SECOND GRADE GRAMMAR

SECOND GRADE GRAMMAR Context Clues Mission PowerPoint Task Cards Passage Writing Worksheet Assessment	SECOND GRADE GRAMMAR Alphabetical Order Mission PowerPoint Task Cards Passage Writing Worksheet Assessment	SECOND GRADE GRAMMAR Dictionary Skills Mission PowerPoint Task Cards Passage Writing Worksheet Assessment
---	--	---

Bundle 5 Linda Kamp

SECOND GRADE GRAMMAR

SECOND GRADE GRAMMAR Simple & Compound Sentences Mission PowerPoint Task Cards Passage Writing Worksheet Assessment	SECOND GRADE GRAMMAR Adverbs Mission PowerPoint Task Cards Passage Writing Worksheet Assessment	SECOND GRADE GRAMMAR Prepositions Mission PowerPoint Task Cards Passage Writing Worksheet Assessment
---	---	--

Bundle 6 Linda Kamp