

Included in the unit:

An entire week of grammar including:

- 15-Minute daily routine
- Lesson plan
- Teaching PowerPoint
- Practice worksheet
- Reading passage
- Writing activity
- Center activity
- Assessment
- Skill poster



Daily Grammar Practice

Each unit follows a simple & effective weekly routine

Daily Routine

Monday Minilesson & practice

Tuesday Partner & independent practice

Wednesday Center activity

Thursday Reading passage & writing activity

Friday Assessment

NOUNS

Second Grade Grammar

L.2.1

Monday

- Minilesson

*Each day's lesson & activity is designed to take 15 minutes.

1. Project the teaching PowerPoint. Introduce the weekly grammar skill. Read the lesson slides with students.
2. Follow the minilesson with whole group practice. For the first practice slide, up to 32 students can play. Call on a student to read the first word on the list and tell if it is a noun or not. The next student slides a check or X to the word.
3. Students work with a partner for the second practice slide. Students use a journal, scrap paper, or whiteboards for the writing portion of the slide.

Tuesday

- Practice worksheet

1. Review the minilesson slides if needed. Project the Talk About It slide for students to review further.

2. Students complete the practice worksheet.

Wednesday

- Task Cards Grammar Game

Students continue practice using task cards. Use the cards as a literacy center or place them around the room for students to "roam the room" to complete with a partner. Another option is to spread the cards onto desks. Students complete the card and pass it on to the next student. Students can complete the cards in any order.

NOUN

a **person, place, thing, or idea**; the **subject** in a sentence

I got new **glasses**.



With lessons plan & teacher directions

Day 1 Introduce the Skill

Minilesson & activity slides on PowerPoint

PARTNER PRACTICE

We feed our

Extra!
Extra!

GRAMMAR GAZETTE

TALK ABOUT IT

the news story
write your own.

Review:
Tell your partner



Can you
three
your

IS IT A NOUN?

PRACTICE

quickly jump
books teacher
girl give



yes

no

These nouns name

These nouns name **people**.



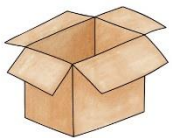
sister
brother



queen

These nouns name

What is a **noun**?



box



notebook




map



computer

Nouns are the names of people, places, things, or animals.



For example,
**I drew a cat
on my paper.**

Cat and paper are nouns.

- Teaching slides to introduce the skill
- Interactive slides with moveable pieces to model & practice whole group
- Partner slides to review & practice together

Day 2 Partner & Independent Practice



TALK ABOUT IT

Review:

Tell your partner what a noun is.



PARTNER PRACTICE


We feed our horse hay and oats.
Cats and dogs don't like rain.
The girls won the game.



Tell your partner the nouns in each sentence. Write them on your paper.



Partner practice slides



Name _____ Noun Practice

Circle the nouns in each sentence.
Write them on the lines.

Our cat climbed a tree. The firemen had to come to get her down. As soon as they left, she climbed up on the roof! Our pet was lucky she could get down this time. Her kittens were in the house calling her.



Cut out the words. Glue them into the correct box.

Noun

Not a Noun



Noun	Not a Noun

gift

baked

sister

book



Worksheet for independent practice

Day 3 Center activity

Task card game for students to practice independently at a grammar center

Or use them whole group

- for a Gallery walk or a Roam the Room
- to play Scoot
- to project them on your whiteboard to play

Grammar Games
NOUNS
1 _____ 11 _____

Center cards

Which word is a noun?
The baby was very sleepy.

Which word is a noun?
Tiva rode her blue bike.

Center cards

Which word is NOT a noun?
school

Which word is NOT a noun?
wrote

Center cards

Which word is a noun?
The baby was very sleepy.

Which word is a noun?
Did you plug in your phone?

Which word is a noun?
We all drove to the store.

Center cards

Which word is a noun?
Will you do the do

Which word is a noun?

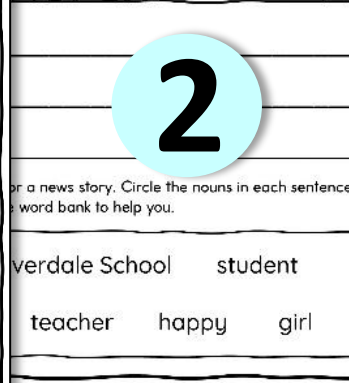
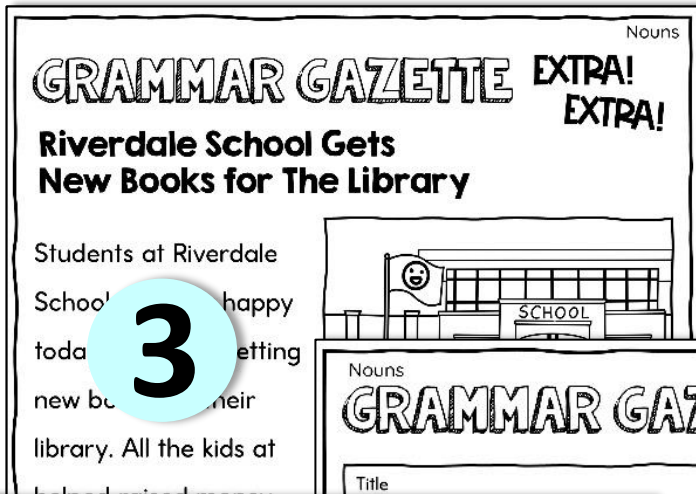
Day 4 Apply the skill in writing

Easily differentiate with three formats to choose from

1. Students write a newspaper story using words in the target skill.

2. Students who need more guidance use the word bank version.

3. Students read the article and circle words in the target grammar skill.



Day 5 Assessment

Nouns Assessment

Name _____

Circle the nouns in each sentence.

1. The boys shared their crayons.
2. We had ice cream after school.
3. Oh no! I missed the bus!
4. We can play a game at our desk.
5. My big brother is very tall.

Write a sentence about what to feed your favorite pet. Circle the nouns in your sentence.

Circle the noun that names a person

tree
teacher

Circle the noun that names a place

school
rock

Circle the noun that names a thing

Mom
brother


Students take an easy-to-grade assessment

With simple questions to determine if students can:

- identify the skill
- generate examples
- apply the skill in writing

Why Daily Grammar Practice?

SECOND GRADE **GRAMMAR**



Minilesson
PowerPoint
Task Cards
Passage
Writing
Worksheet
Assessment

Nouns

- Easy to implement 15-minute daily routine
- Ready-to-use lessons and activities
- The no-fluff tasks fit easily into your schedule
- Students practice and apply the skill in a variety of ways
- Partner talk engages all students
- Simple, easy to grade activities
- No prep required-Make copies and that's it!