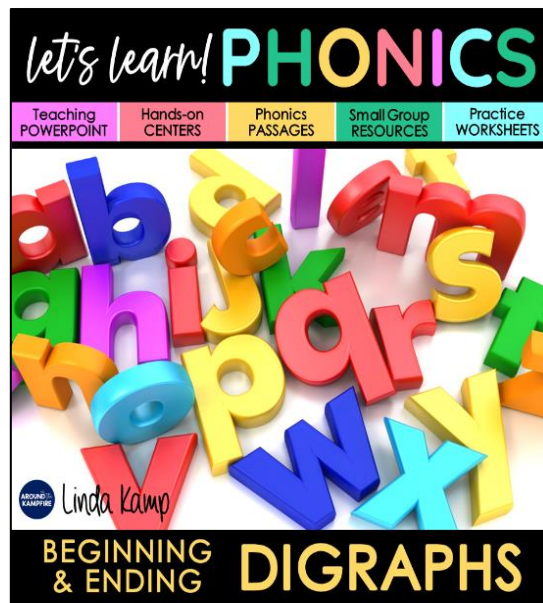
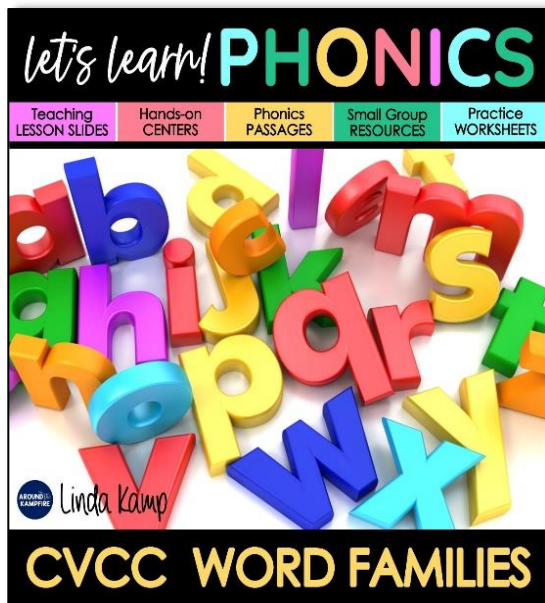
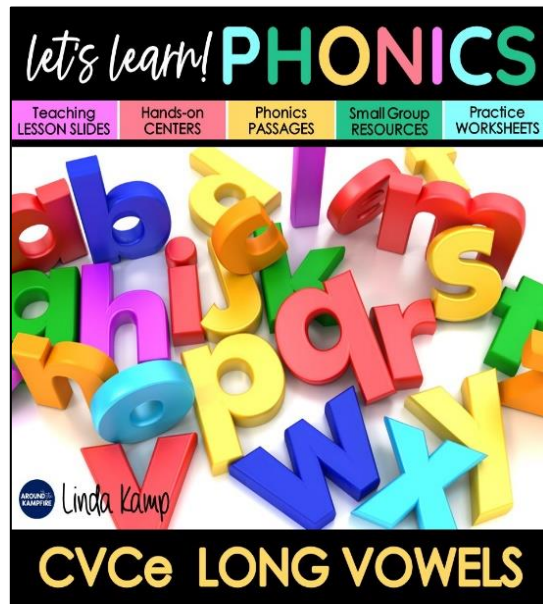
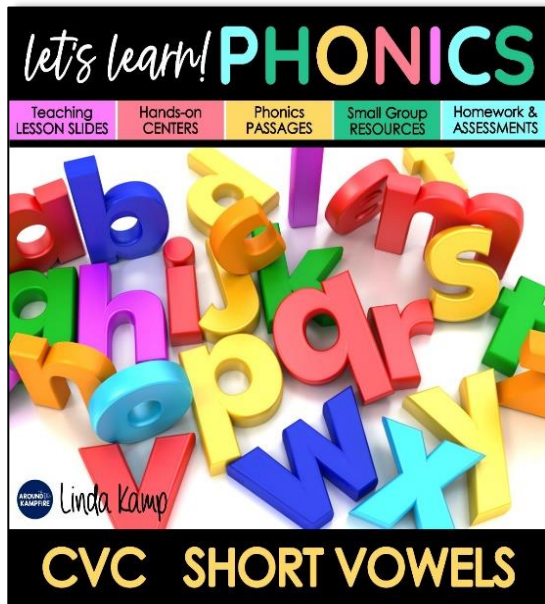


# Included in the bundle:



**4**  
Ready to use  
units with over  
**100**  
low prep  
phonics  
resources

# Inside each unit you'll get:

**SHORT  
VOWELS**

**LONG  
VOWELS**

**WORD  
FAMILIES**

**CONSONANT  
DIGRAPHS**

- Teaching PowerPoint(s)
- Interactive game slides
- Phonics centers
- Sound & pattern sorts
- Reading passages
- Decodable word lists
- Fluency activities
- Small group materials
- Full-page posters
- Practice worksheets

# Consistent ROUTINES

**Standards alignment**

**Common Core State Standards**

**First Grade**

**RF.1.2** Demonstrate understanding of phonemes).

**RF.1.2A** Distinguish long from short vowels and digraphs that represent the same sound.

**RF.1.2.B** Orally produce single-syllable words when given a cue (phoneme), including consonant blends.

**RF.1.2.C** Isolate and pronounce initial, medial-vowel, and final phonemes in spoken single-syllable words.

**RF.1.2.D** Segment spoken single-syllable words into individual sounds (phonemes), not just graphemes (letters or groups of letters).

Weekly Routine & Lesson Plans		
Day	Lesson Slides	Tasks / Practice / Centers
1-2	Introduce the Rule Practice adding e Build and Read	1. Introduce the phonics rule. Apply the rule by adding e at the end of CVC words. 2. Work through the <i>Practice</i> slides with students. Change short vowel words to long vowel words by adding e. Read CVCC words together on the <i>Read the Words</i> slides. 3. Call on students to <i>Build and Read</i> words. <b>Students:</b> <ul style="list-style-type: none"><li>• apply the rule</li><li>• build words</li><li>• read words</li></ul> <b>Centers:</b> <ul style="list-style-type: none"><li>• Word builder cards / mats</li><li>• Spell it task cards</li></ul>
2	Continue Build & Read Play Find and Write	1. Review and continue <i>Build and Read</i> slides. 2. Ask students to take out paper or whiteboards. Present the <i>Find and Write</i> slides for students.

**Weekly Routine**

**Monday** Build and Read  
isolate sounds | build words | read

**Tuesday** Find and Write  
identify patterns | write words

**Wednesday** Tap and Spell  
segment sounds | spell words

**Thursday** Read and Cover  
identify vowel patterns | read fluently

**Friday** Letter Ladders | Assessment  
generate | spell | write

© Linda Ward Beech, All rights reserved.

**Each week includes:**

Whole group lessons  
with game slides

Practice worksheets

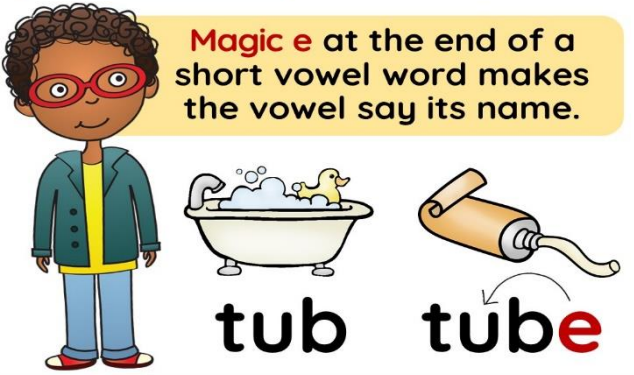
Center activities

Small group materials

# Teaching SLIDES

Introduce the Rule

Magic e at the end of a short vowel word makes the vowel say its name.

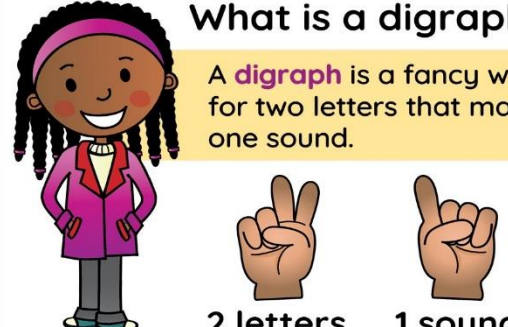


tub tube

Introduce the Rule ch sh th wh

What is a digraph?

A digraph is a fancy word for two letters that make one sound.



2 letters 1 sound

Build and Read

Short a | CVC

Drag letters to build words.

a



bcdf  
ghjk  
lmnp  
qrstv  
wxyz

Tap and Spell



Dictate words for students to spell.


abcdefghijklmnopqrstuvwxyz  
abcdefghijklmnopqrstuvwxyz

Minilessons on PowerPoint & Google Slides™


# Practice GAMES



Included in  
each lesson on  
PowerPoint &  
Google Slides

Model & practice  
whole group then  
students can  
use them for  
independent  
practice!

# Engaging CENTERS



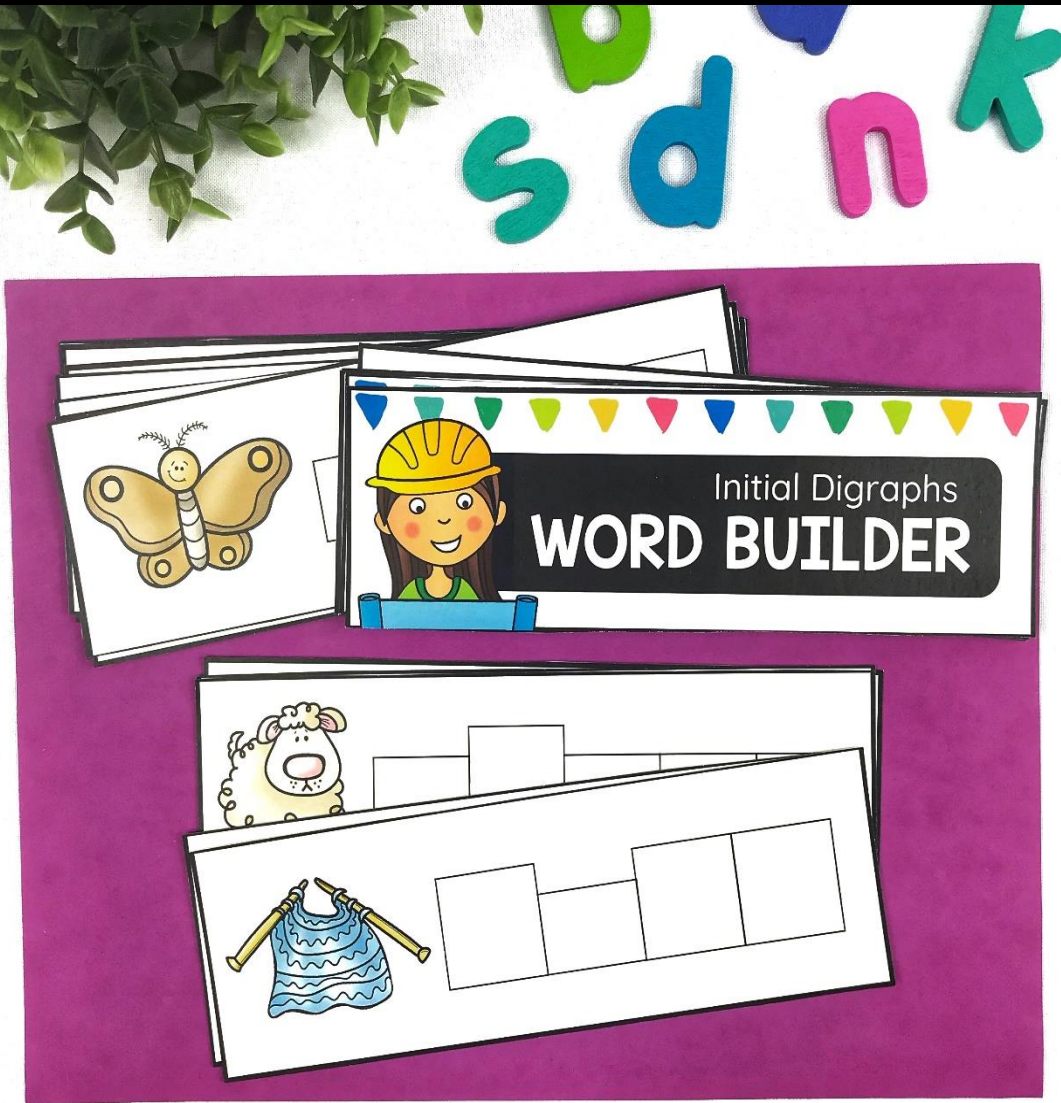
**44** Center activities provide a variety of ways to practice decoding, reading fluency and spelling

# Fluency PRACTICE



Decodable word lists

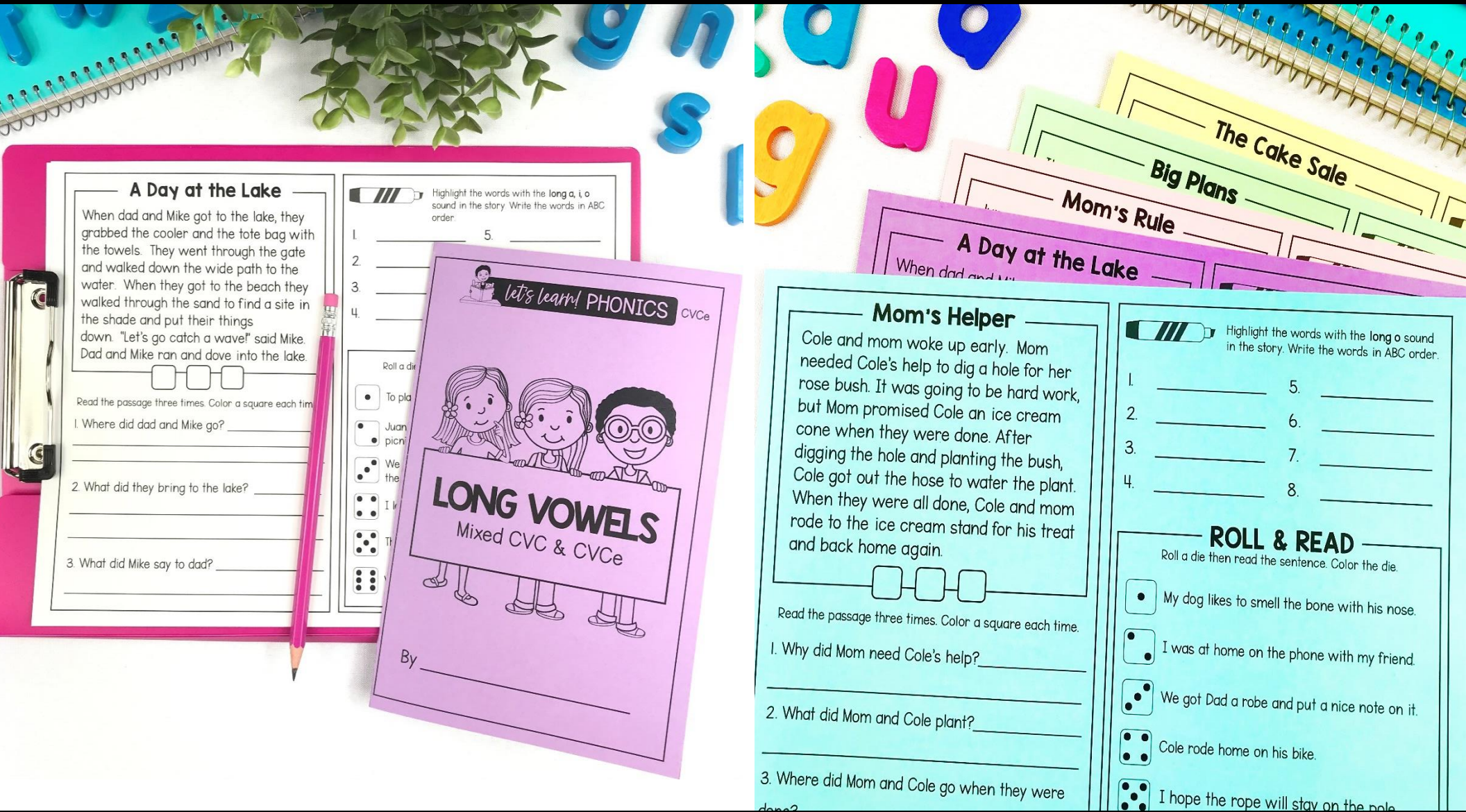
# Word BUILDING



Easy prep cards and small group mats




# Decodable PASSAGES

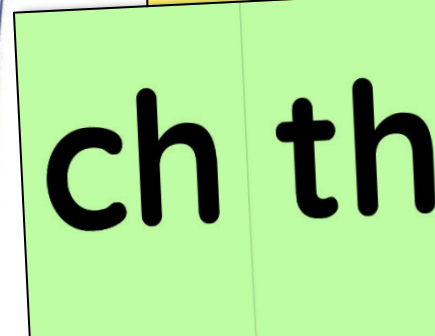
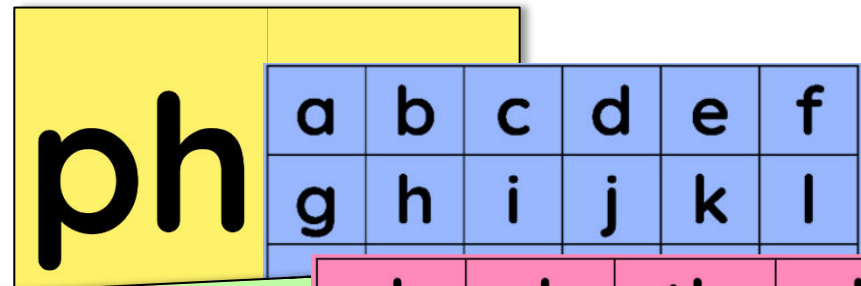


6 Engaging stories & comprehension questions

# Small Group SUPPORT



- Large letter cards
- Small student cards
- Word building mats
- Picture cards
- Word cards







ch	sh	th	wh
ph	kn	wr	ng
nd	nk	ch	ck
sh	th		





# Practice WORKSHEETS

Name \_\_\_\_\_ Ending ch, sh, th \_\_\_\_\_

**Write the picture names.**




**Circle the picture name.**

 branch brash  
 fist fish  
 peach peace  
 slosh sloth

**Use the word list to complete the sentences.**







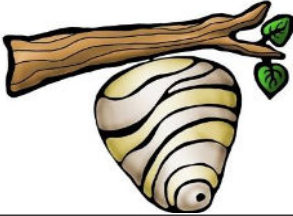













Gretchen was sitting on the \_\_\_\_\_  
in the park. She was holding her new pet  
\_\_\_\_\_ in a bowl. "Please \_\_\_\_\_  
for the bus." her mom said. We need to get  
\_\_\_\_\_ time. You must \_\_\_\_\_

  
fish  
watch  
brush  
teeth

**33**  
practice  
worksheets  
ideal for

- extra practice
- homework
- assessment
- interventions
- morning work

# Printable POSTERS

 <b>cap</b> fan bag tap	 <b>hen</b>	 <b>zip</b>	Long U  <b>mule</b> rule tube	Long A  <b>cake</b>	Long O  <b>rose</b>	Long I  <b>hive</b>
Words with -ant  <b>pant</b> top not fox	 <b>pod</b>	 <b>throne</b>	ch  <b>chick</b>	sh  <b>ship</b>	wr  <b>write</b>	kn  <b>knit</b> knife knob how knock
Words with -ash  <b>rash</b> cash dash lash mash crash trash splash	Words with -amp  <b>lamp</b> camp damp ramp stamp cramp champ	Words with -ock  <b>sock</b> dock rock lock clock block knock	 <b>whale</b> when while white heel wheat whisk	sh  <b>fish</b> dish hush cash wish flush wash flash	th  <b>sloth</b> path moth tooth path cloth forth month	

# Money-saving BUNDLE



**Everything  
you need**  
all in one resource  
to help your  
students master  
foundational  
phonics skills  
in a variety of  
engaging ways!