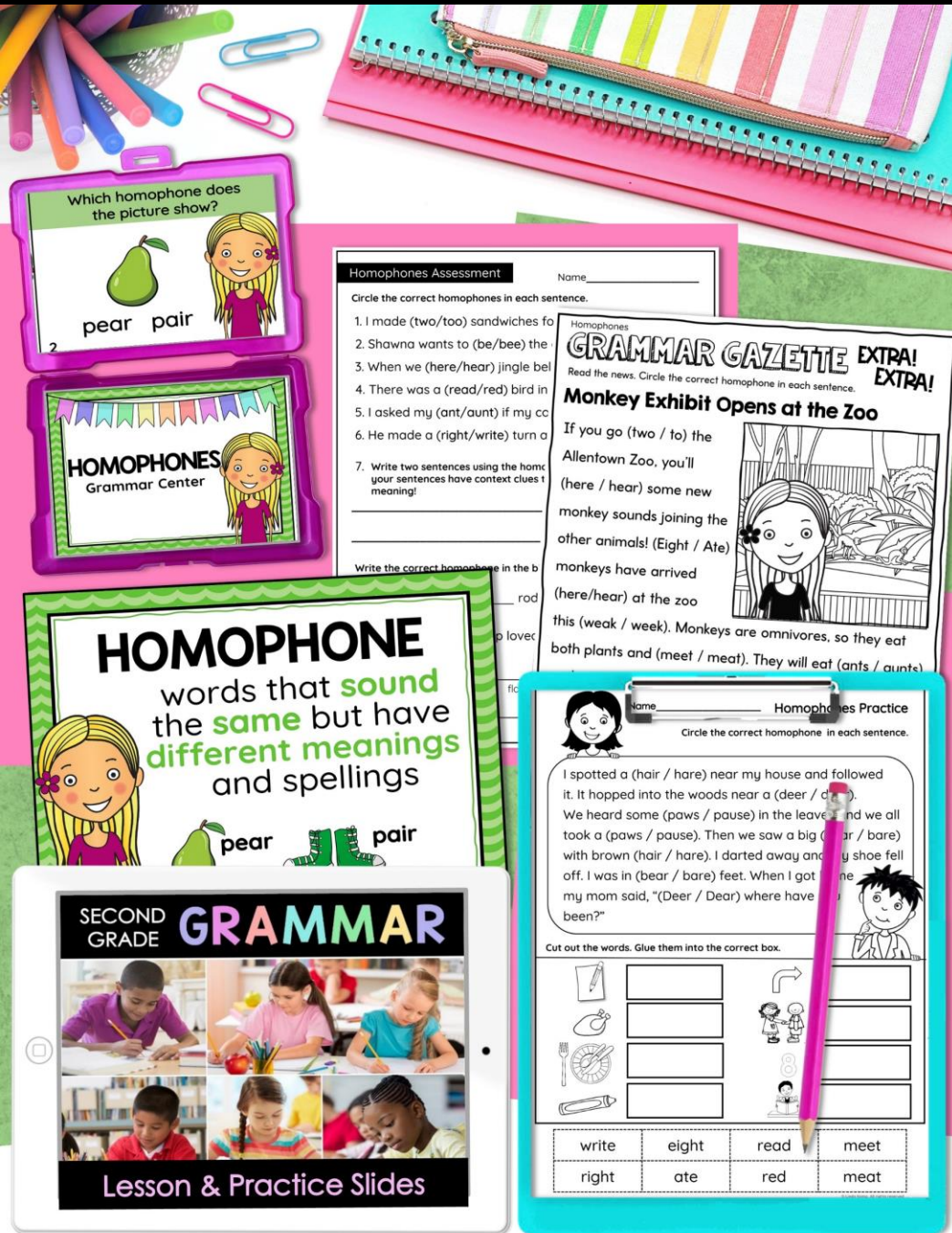


# Included in the unit:



An entire week of grammar including:

- 15-Minute daily routine
- Lesson plan
- Teaching PowerPoint
- Practice worksheet
- Reading passage
- Writing activity
- Center activity
- Assessment
- Skill poster

# Daily Grammar Practice

Each unit follows a simple & effective weekly routine

## HOMOPHONES

Second Grade Grammar  
L2.2

### Monday

- Minilesson

\*Each day's lesson & activity is designed to take 15 minutes.

1. Project the teaching PowerPoint. Introduce the weekly grammar skill. Read the lesson slides with students.
2. Follow the minilesson with whole group practice. For the practice slides, students will determine which homophone goes with the pictures given. These practice slides can all be used on the first day of the week, or they could be used throughout the week to reinforce the skill.
3. Students work with a partner for the partner practice slide. Students use a journal, scrap paper, or whiteboards for the writing portion of the slide.

### Tuesday

- Practice worksheet

1. Review the minilesson slides if needed. Project the Talk About It slide for students to review further.
2. Students complete the practice worksheet.

### Wednesday

- Task Card Center

Students continue practice using task cards. Use the cards as a literacy center or place them around the room for students to "roam the room" to complete with a partner. Another option is to spread the cards onto desks. Students complete the card and pass it on to the next

## Daily Routine

**Monday** Minilesson | Group practice

**Tuesday** Partner practice & worksheet

**Wednesday** Center activity

**Thursday** Reading passage & writing activity

**Friday** Assessment

## HOMOPHONE

words that **sound**  
the **same** but have  
**different meanings**  
and spellings



pear



pair

With lessons plan & teacher directions

# Day 1 Introduce the Skill

## Minilesson & activity slides on PowerPoint

- Teaching slides to introduce the skill
- Interactive slides with moveable pieces to model & practice whole group
- Partner slides to review & practice together

Extra! Extra! GRAMMAR GAZETTE

GRAMMAR GAZETTE

Monkey Exhibit Opens at the Zoo

If you go (two / to) the Allentown Zoo, you'll (here / hear) some new monkey sounds joining the other animals! (Eight / Ate) monkeys have arrived (here/hear) at the zoo this (week / week). Monkeys are omnivores, so they eat both plants and (meat / meat). They will eat (ants and maybe even a (be / bee)! In the wild, monkeys









TALK ABOUT IT

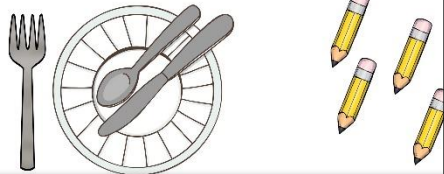
Review Tell your partner what

PARTNER PRACTICE

HOMOPHONES WHICH ONE? PRACTICE

pear 	pair 	meet 	meat 
flower 	flour 	meet or meat?	Choose the correct homophone for each picture.
red or red?	meat or meat?		

What is a homophone?



What is a homophone?



What is a homophone?



write

I like to write stories.

right

Turn right the street.

What is a homophone?

Homophones are words that sound the same, but have different meanings and spellings.



I ate a pear.



I have a pair of shoes.

# Day 2 Partner & Independent Practice



## TALK ABOUT IT

**Review** Tell your partner what a homophone is



## PARTNER PRACTICE

I don't know what to (wear/where) today.  
(Hour/Our) new house is on Maple Ave.  
Is your toy (read/red) or blue?



Tell your partner the correct homophones in each sentence. Write them on your paper.

## Partner practice slides



Name \_\_\_\_\_ Homophones Practice

Circle the correct homophone in each sentence.

I spotted a (hair / hare) near my house and followed it. It hopped into the woods near a (deer / dear). We heard some (paws / pause) in the leaves and we all took a (paws / pause). Then we saw a big (bear / bare) with brown (hair / hare). I darted away and my shoe fell off. I was in (bear / bare) feet. When I got home my mom said, "(Deer / Dear) where have you been?"



Cut out the words. Glue them into the correct box.



write

eight

read

meet



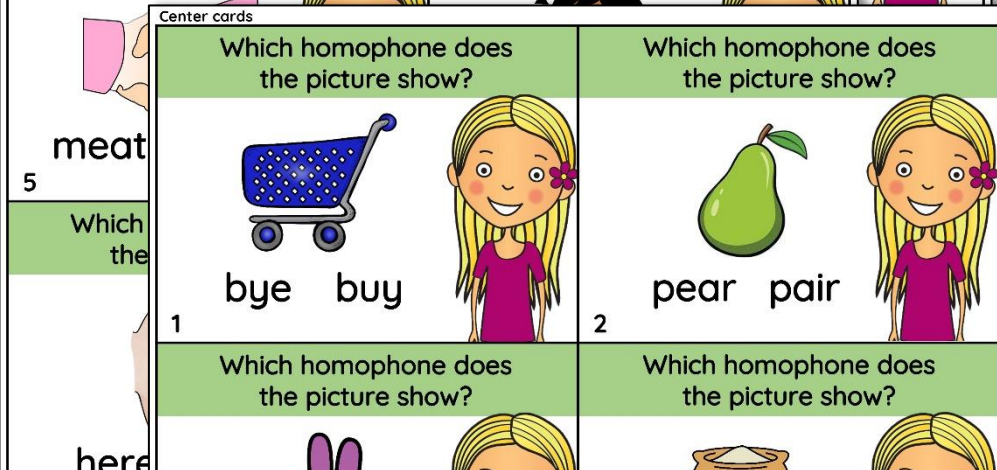
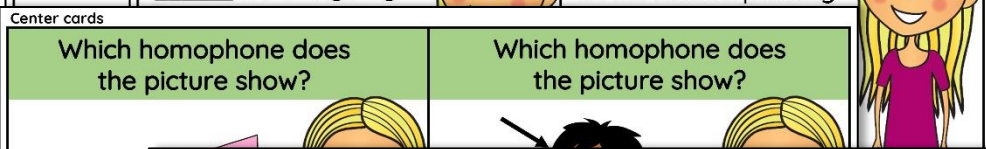

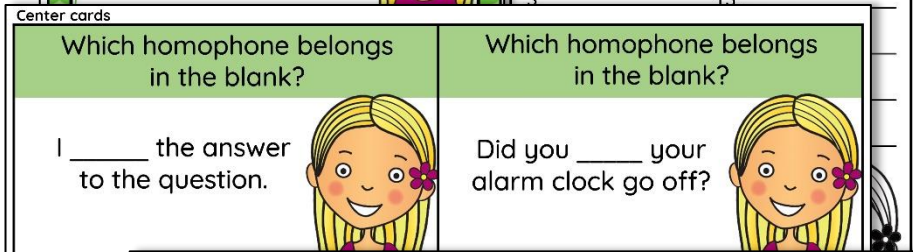

# Worksheet for independent practice

# Day 3 Center activity

Task card game for students to practice independently at a grammar center

Or use them whole group

- for a Gallery walk or a Roam the Room
- to play Scoot
- to project them on your whiteboard to play



# Day 4 Apply the skill in writing

Easily differentiate with three formats to choose from

1. Students write a newspaper story using words in the target skill.

2. Students who need more guidance use the word bank version.


3. Students read the article and circle words in the target grammar skill.

Homophones  
**GRAMMAR GAZETTE** EXTRA!  
EXTRA!  
Read the news. Circle the correct homophone in each sentence.  
**Monkey Exhibit Opens at the Zoo**  
If you go (two / to) the Allentown Zoo, you'll (here / he) new monkey (ing the other ar. (ght / Ate) monkeys have arrived



Homophones  
**GRAMMAR GAZETTE** EXTRA!  
EXTRA!

Homophones  
**GRAMMAR GAZETTE** EXTRA!  
EXTRA!  
Title \_\_\_\_\_  
Written by \_\_\_\_\_  
\_\_\_\_\_



1



2

news story. Circle the homophones in each to help you or use your own words.

bit	eight	week
ee	meet	swing

# Day 5 Assessment

## Homophones Assessment

Name \_\_\_\_\_

Circle the correct homophones in each sentence.

1. I made (two/too) sandwiches for myself and my friend.
2. Shawna wants to (be/bee) the class president.
3. When we (here/hear) jingle bells, we think of winter.
4. There was a (read/red) bird in the birdhouse.
5. I asked my (ant/aunt) if my cousins could come over.
6. He made a (right/write) turn at the traffic light.
7. Write two sentences using the homophones sun and son. Make sure your sentences have context clues that hint to each word's meaning!

Write the correct homophone in the blank to complete each sentence.

8. The \_\_\_\_\_ rode on a beautiful silver horse.  
knight/night
9. The captain of the ship loved the \_\_\_\_\_.  
see/sea
10. I picked a pretty \_\_\_\_\_ from the garden.  
flour/flower


Students take an easy-to-grade assessment

With simple questions to determine if students can:

- identify the skill
- generate examples
- apply the skill in writing

# Why Daily Grammar Practice?

SECOND GRADE **GRAMMAR**



Minilesson  
PowerPoint  
Task Cards  
Passage  
Writing  
Worksheet  
Assessment

Linda Kamp

## Homophones

- Easy to implement 15-minute daily routine
- Ready-to-use lessons and activities
- The no-fluff tasks fit easily into your schedule
- Students practice and apply the skill in a variety of ways
- Partner talk engages all students
- Simple, easy to grade activities
- No prep required-Make copies and that's it!



[Click here](#) to see all the units

Each unit is available separately or in money-saving bundles.

# SECOND GRADE GRAMMAR

## YEARLONG MEGA BUNDLE



Lesson Plans

PowerPoints

Task Cards

Passages

Writing

Worksheets

Assessments

A Full Year of Grammar & Language

### SECOND GRADE GRAMMAR

<b>SECOND GRADE GRAMMAR</b> Nouns Mission: PowerPoint PowerPoint Task Cards Passage Writing Worksheet Assessment	<b>SECOND GRADE GRAMMAR</b> Verbs Mission: PowerPoint PowerPoint Task Cards Passage Writing Worksheet Assessment	<b>SECOND GRADE GRAMMAR</b> Adjectives Mission: PowerPoint PowerPoint Task Cards Passage Writing Worksheet Assessment
--	--	---

Bundle 1 Linda Kamp

### SECOND GRADE GRAMMAR

<b>SECOND GRADE GRAMMAR</b> Collective Nouns Mission: PowerPoint PowerPoint Task Cards Passage Writing Worksheet Assessment	<b>SECOND GRADE GRAMMAR</b> Possessive Nouns Mission: PowerPoint PowerPoint Task Cards Passage Writing Worksheet Assessment	<b>SECOND GRADE GRAMMAR</b> Pronouns Mission: PowerPoint PowerPoint Task Cards Passage Writing Worksheet Assessment
---	---	---

Bundle 2 Linda Kamp

### SECOND GRADE GRAMMAR

<b>SECOND GRADE GRAMMAR</b> Verb Tenses Mission: PowerPoint PowerPoint Task Cards Passage Writing Worksheet Assessment	<b>SECOND GRADE GRAMMAR</b> Irregular Past Tense Verbs Mission: PowerPoint PowerPoint Task Cards Passage Writing Worksheet Assessment	<b>SECOND GRADE GRAMMAR</b> Using Quotation Marks Mission: PowerPoint PowerPoint Task Cards Passage Writing Worksheet Assessment
--	---	--

Bundle 4 Linda Kamp

### SECOND GRADE GRAMMAR

<b>SECOND GRADE GRAMMAR</b> Contractions Mission: PowerPoint PowerPoint Task Cards Passage Writing Worksheet Assessment	<b>SECOND GRADE GRAMMAR</b> Compound Words Mission: PowerPoint PowerPoint Task Cards Passage Writing Worksheet Assessment	<b>SECOND GRADE GRAMMAR</b> Using Commas Mission: PowerPoint PowerPoint Task Cards Passage Writing Worksheet Assessment
---	---	---

Bundle 3 Linda Kamp

### SECOND GRADE GRAMMAR

<b>SECOND GRADE GRAMMAR</b> Context Clues Mission: PowerPoint PowerPoint Task Cards Passage Writing Worksheet Assessment	<b>SECOND GRADE GRAMMAR</b> Alphabetical Order Mission: PowerPoint PowerPoint Task Cards Passage Writing Worksheet Assessment	<b>SECOND GRADE GRAMMAR</b> Dictionary Skills Mission: PowerPoint PowerPoint Task Cards Passage Writing Worksheet Assessment
--	---	--

Bundle 5 Linda Kamp

### SECOND GRADE GRAMMAR

<b>SECOND GRADE GRAMMAR</b> Simple & Compound Sentences Mission: PowerPoint PowerPoint Task Cards Passage Writing Worksheet Assessment	<b>SECOND GRADE GRAMMAR</b> Adverbs Mission: PowerPoint PowerPoint Task Cards Passage Writing Worksheet Assessment	<b>SECOND GRADE GRAMMAR</b> Prepositions Mission: PowerPoint PowerPoint Task Cards Passage Writing Worksheet Assessment
--	--	---

Bundle 6 Linda Kamp