

Daily ROUTINE

Standards align

Common Core State Standards

First Grade

RF.1.2 Demonstrate understanding of phonemes.

RF.1.2.A Distinguish long from short vowels orally.

RF.1.2.B Orally produce single-syllable words, including consonant blends.

RF.1.2.C Isolate and pronounce (phonemes) in spoken single-syllable words.

RF.1.2.D Segment spoken single-syllable words into individual sounds (phonemes).

RF.1.2.E Blend and segment regular words into individual sounds (phonemes).

Daily Routine & Lesson Plans

Day	Lesson Slides	Tasks / Practice / Centers
1-2	Introduce the Rule Read and Match Students: <ul style="list-style-type: none">learn & apply the rulebuild wordsblend soundsread words	1. Introduce the sounds of C & G phonics rule. Read the slides with students pausing to have students say the picture names and listen for the sounds C and G make. 2. Call on students to read the word lists on the poster slides or chant them as a whole group. 3. Work through the <i>Read and Match</i> slides. Have students read the words then slide pictures to match the words. Centers: Word builder cards / mats
2	Build and Read Students: <ul style="list-style-type: none">build words	1. Ask students to take out paper or whiteboards. Project the <i>Build and Read</i> slides. Say the picture names as a class. Call on students to slide letters to spell the words. The rest of the class writes the words.

Daily Routine

Monday Introduce the Rule | Read and Match

Tuesday Build and Read

Wednesday Find and Write

Thursday Read and Cover

Friday Say and Spell | Assessment

Unit includes:

- daily phonics routine
- mini-lessons on PowerPoint with practice slides
- phonics-based passages
- spelling & writing activities
- center activities
- materials for small groups
- phonics worksheets
- assessments




SLIDES

Daily teaching slides with mini-lesson & practice activities

Introduce the Rule

soft C

When the letter C is followed by the vowels e, i, or y, it usually makes the /s/ sound. We call this a **soft C** sound.

cereal **c**elery

High Level 4/5 equipment


Introduce the Rule

With other vowels, G makes
the /g/ sound. We call
this sound a **hard G** sound.




Introduce the Rule


soft G



When the letter G is followed by the vowels e, i, or y, it usually makes the /j/ sound. We call this the **soft G** sound.




gym



orange

Hard G




Read the word

Introduce the Rule


hard C


Introduce the Rule

Soft G



Hard C





Did you know that the letters C and G make the same sounds?

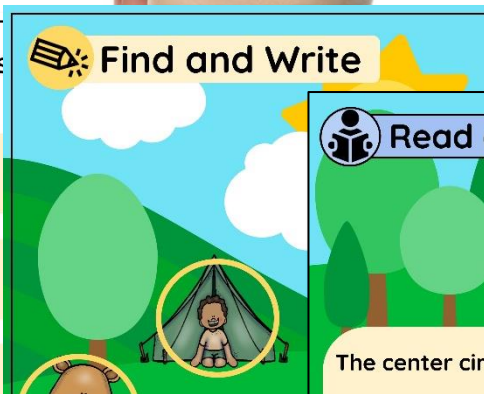

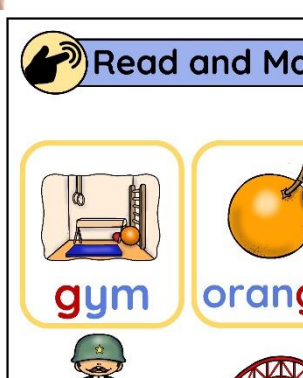
Read the words.

club camp
crib cart

on PowerPoint & Google Slides™

Model & practice SLIDES

Whole group
practice slides that
students can use
again independently
on PowerPoint or
Google Slides



Engaging CENTERS



**20 Activities to practice reading,
writing & spelling phonics patterns**

Reading PASSAGES

The Birthday Cake

Mom was driving in the car on her way home from the city. It was her birthday and Cole and Cindy wanted to surprise her with a birthday cake. They wanted to make mom a carrot cake. With dad's help they made the cake and a card. When mom walked in, she had a big smile on her face. They all had a big slice of cake. "That was a nice surprise," said mom.



Read the passage three times. Color a star each time.

1. What did Cole and Cindy want to make mom?

2. What kind of cake did they make?

3. What did mom say?

Highlight the words the hard C and soft C sounds in the story. Write the words in ABC order.



let's learn PHONICS



By _____



let's learn PHONICS



By _____



let's learn PHONICS



By _____

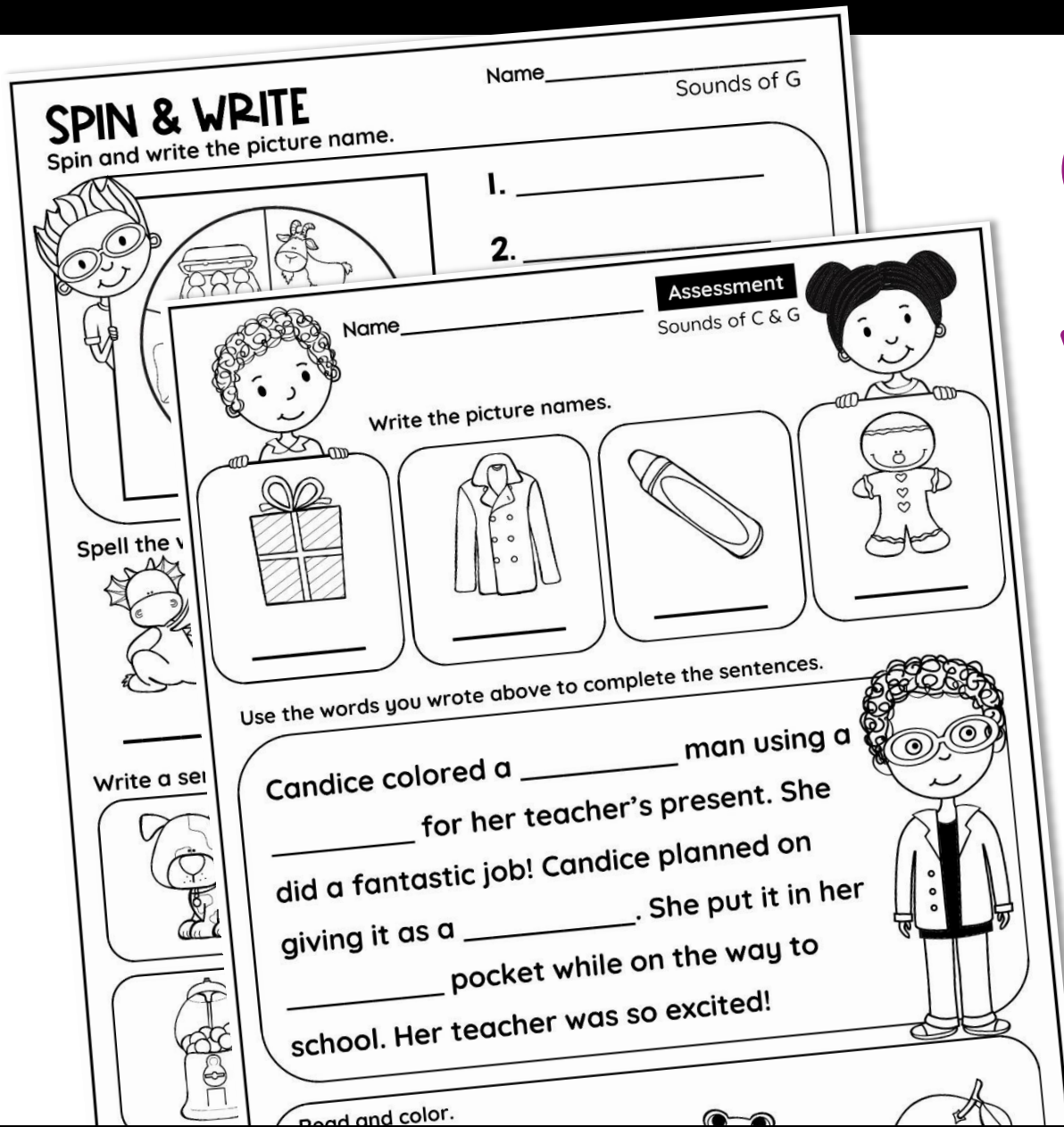
Engaging stories & comprehension questions

Small Group MATERIALS



Sorting & word building practice


Printable WORKSHEETS



9 No-prep pages
with answer keys
ideal for:

- extra practice
- morning work
- homework
- interventions
- assessment

Activity BOOKLETS



2 Ready to use booklets with six activities inside. Ideal for homework, centers & interventions

Inside the booklets:

- phonics based reading passage
- comprehension questions
- pattern identification
- reading decodable text
- ABC order

No prep centers

Full-page POSTERS

soft G

gem



hard C

cake



Soft C



Read the words.

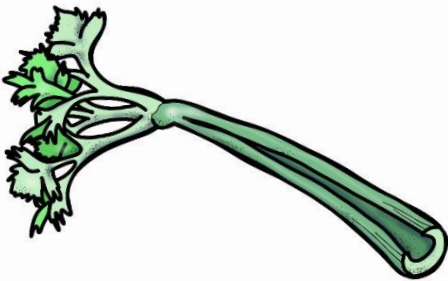
circle center
city cider
ceiling cereal
celery pencil
cent rice

Read the words.

general gym
giant orange
giraffe judge
stage bridge
gingerbread

soft C

celery



hard G

gum



garden game eggs
gold gate green

Hard C



cake

Read the words.

cub camp
crib cart
crayon cup
cone coat
clip cuff

Read the words.

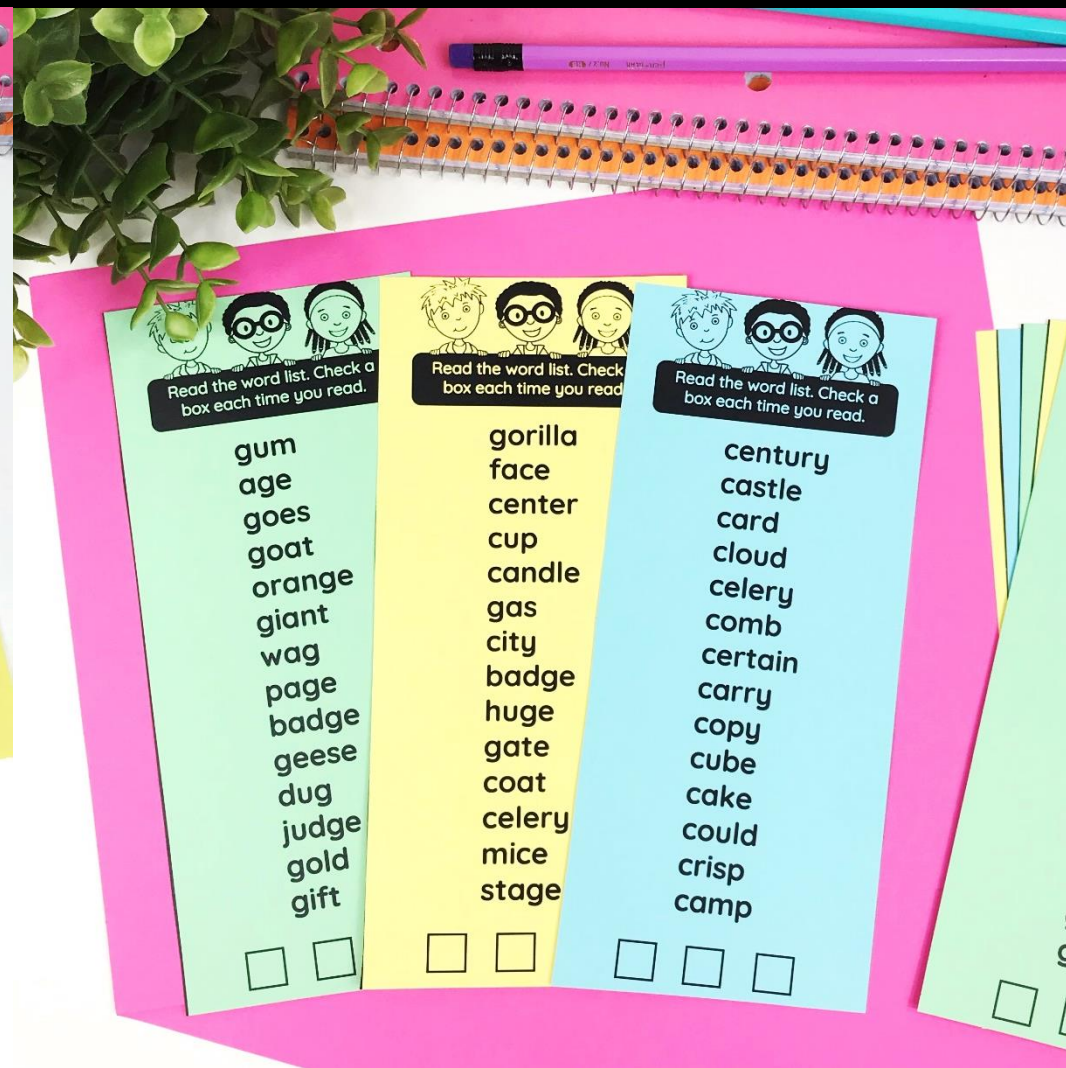
gate dragon
gas bagel
frog gift
dog give
eggs goose

Printable Posters

Fluency PRACTICE

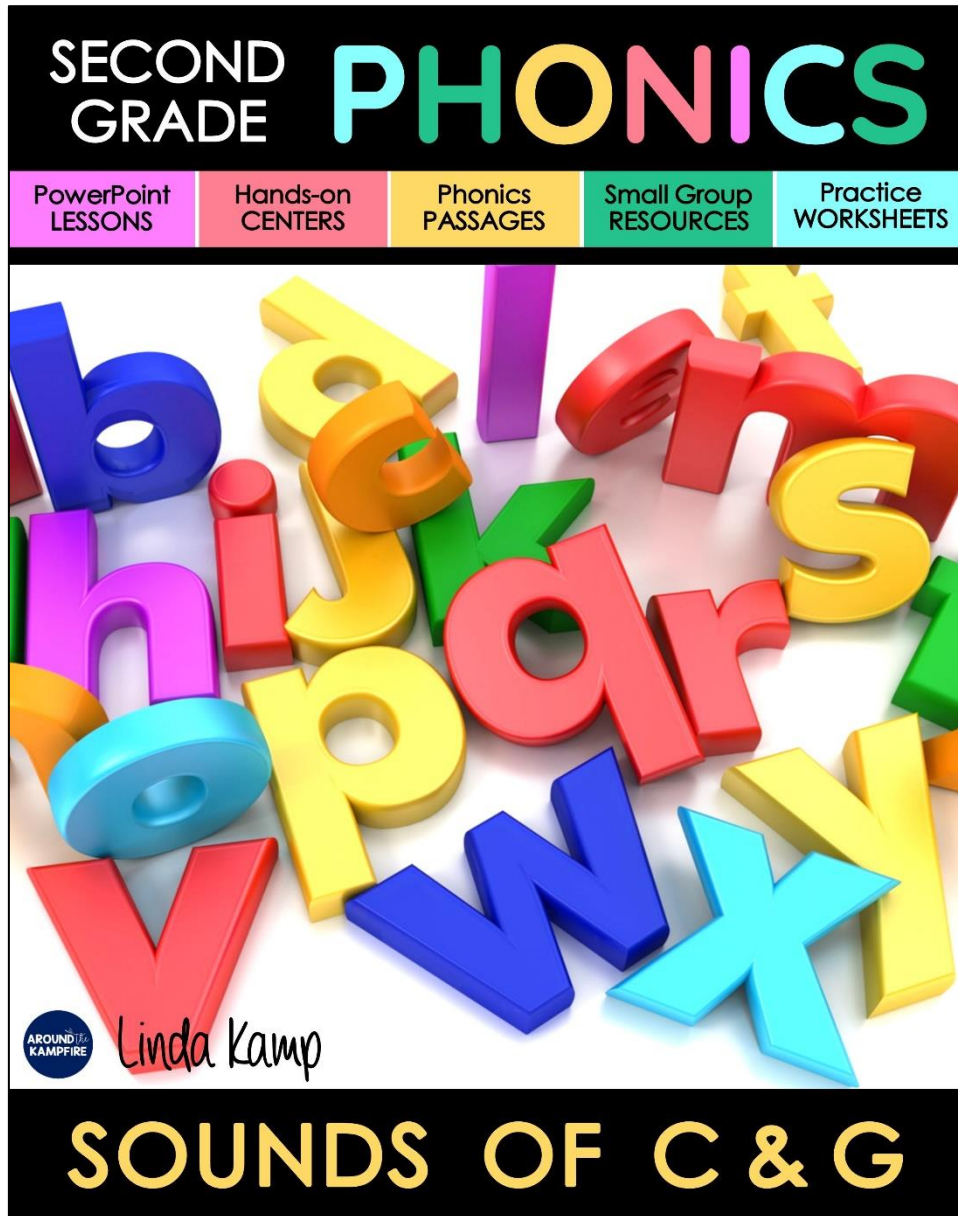


Roll and Read



Fluency lists

TEACH PRACTICE ASSESS



Everything
you need to help
your students
master foundational
phonics skills!

Also available:

- Short vowels
 - Long vowels
 - Word families
 - Initial & final blends
 - Consonant digraphs
- More units coming soon!