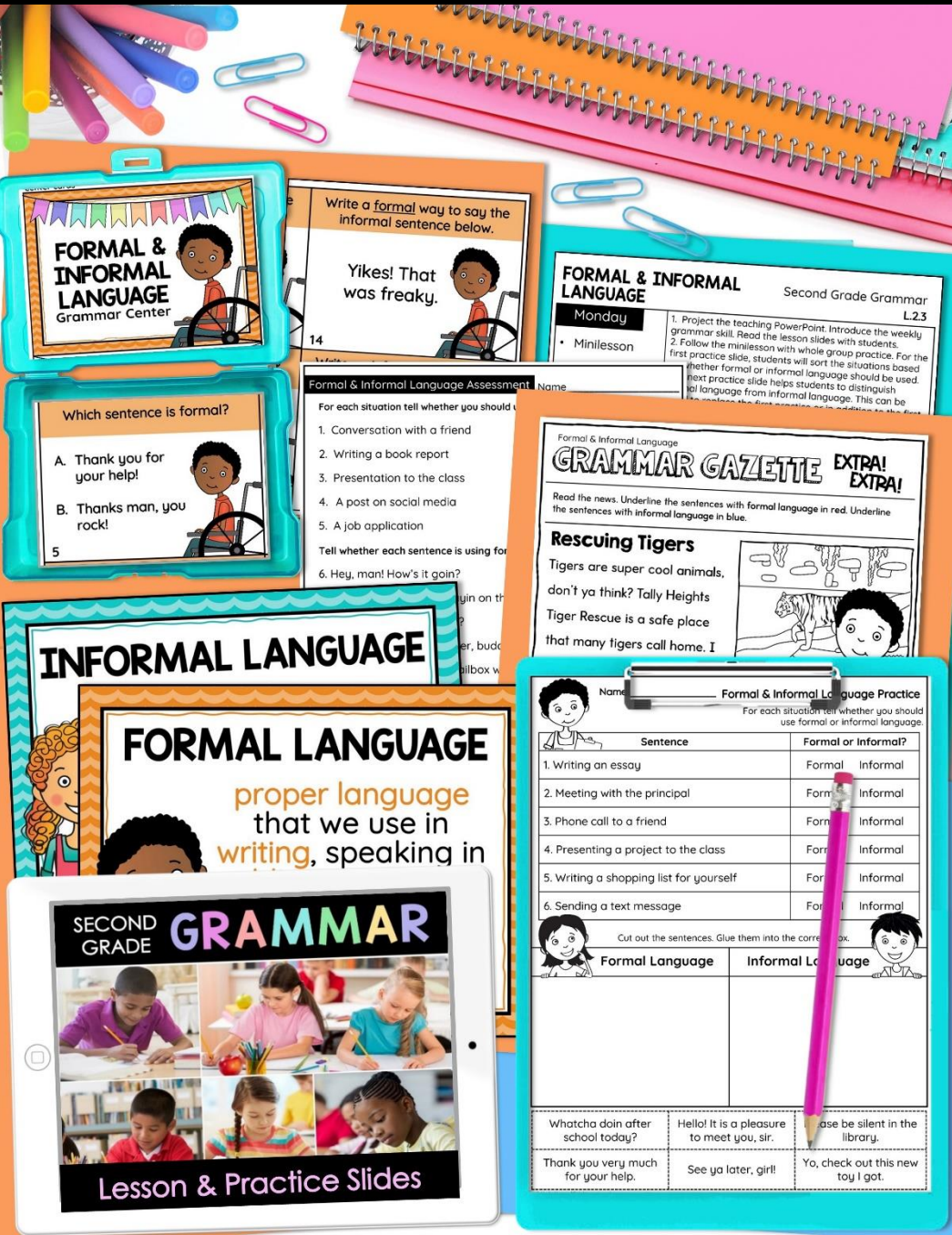


Included in the unit:

An entire week of grammar including:

- 15-Minute daily routine
- Lesson plan
- Teaching PowerPoint
- Practice worksheet
- Reading passage
- Writing activity
- Center task cards
- Assessment
- Skill poster



Daily Grammar Practice

Each unit follows a simple & effective weekly routine

FORMAL & INFORMAL LANGUAGE

Second Grade Grammar
L.2.3

Monday

- Minilesson

*Each day's lesson & activity is designed to take 15 minutes.

1. Project the teaching PowerPoint. Introduce the weekly grammar skill. Read the lesson slides with students.
2. Follow the minilesson with whole group practice. For the first practice slide, students will sort the situations based on whether formal or informal language should be used. The next practice slide helps students to distinguish formal language from informal language. This can be used to replace the first practice or in addition to the first practice. One of the practice activities can also be used on another day to help students review the skill.
3. Students work with a partner for the partner practice slide. Students use a journal, scrap paper, or whiteboards for the writing portion of the slide.

Tuesday

- Practice worksheet

1. Review the minilesson slides if needed. Project the Talk About It slide for students to review further.
2. Students complete the practice worksheet.

Wednesday

- Task Card Center

Students continue practice using task cards. Use the cards as a literacy center or place them around the room for students to "roam the room" to complete with a partner. Another option is to spread the cards onto desks.

Thursday

- Writing

FORMAL LANGUAGE

proper language that we use in writing, speaking in public, or talking to respected adults

EXAMPLE:

How are you doing today?



INFORMAL LANGUAGE

language while friends know

de?

Daily Routine

Monday Minilesson | Group practice

Tuesday Partner practice & worksheet

Wednesday Center activity

Thursday Reading passage & writing activity

Friday Assessment

With lesson plans, poster & teacher directions

Day 1 Introduce the Skill

Minilesson & activity slides on PowerPoint

- Teaching slides to introduce the skill
- Interactive slides with moveable pieces to model & practice whole group
- Partner slides to review & practice together

Formal & Informal Language

Is this formal or informal language?

SORT THE SITUATION PRACTICE

FORMAL

INFORMAL

Sort the situations into the type of language that should be used.

writing a note to a friend

apologizing for doing something wrong

Formal & Informal Language

Slang means words and phrases that are very informal and usually used when speaking.

- What's up?

FORMAL OR INFORMAL? PRACTICE

Yeah, I do wanna play jump rope today.

F formal

I informal

Formal & Informal Language

to meet

er coat for

Informal language is more casual.

- Casual tone
- May have slang

Formal & Informal Language

Formal language is more proper.

What is formal language?

Formal language is the language we use in writing, speaking in public, and when talking to respected adults.

For example,

Hello, sir. How are you doing?

What is informal language?

Informal language is the type of language we use in casual conversations with people we know well.

For example,

Hey, dude! What's up?

Day 2 Partner & Independent Practice



TALK ABOUT IT

Review

Tell your partner what the difference between formal



PARTNER PRACTICE

Hold on a sec and I'll help ya.
 Could you please wait a moment?



Tell your partner which sentence is formal and which is informal. Write an example of formal language and an example of informal language on your paper.

Partner practice slides




Name _____ Formal & Informal Language Practice

For each situation tell whether you should use formal or informal language.

Sentence	Formal or Informal?	
1. Writing an essay	Formal	Informal
2. Meeting with the principal	Formal	Informal
3. Phone call to a friend	Formal	Informal
4. Presenting a project to the class	Formal	Informal
5. Writing a shopping list for yourself	Formal	Informal
6. Sending a text message	Formal	Informal



Cut out the sentences. Glue them into the correct box.



Formal Language	Informal Language

Whatcha doin after school today?

Hello! It is a pleasure to meet you, sir.

Please be silent in the library.



Worksheet for independent practice

Day 3 Center activity



Task card game for students to practice independently at a grammar center

Tell whether formal or informal language should be used.		Tell whether formal or informal language should be used.	
playing with a friend at	meeting your favorite author		
Which sentence is formal?		Which sentence is formal?	
A. Thank you for	A. Slide the carrots		
Which sentence is informal?		Which sentence is informal?	
A. Can you please tell me more about t	A. Oops! My bad.		
Write a <u>formal</u> way to say the informal sentence below.		Write a <u>formal</u> way to say the informal sentence below.	
Yo, where you headed?	Yikes! That was freaky.		
Write an <u>informal</u> way to say the formal sentence below.		Write an <u>informal</u> way to say the formal sentence below.	

Or use them whole group

- for a Gallery walk or a Roam the Room
- to play Scoot
- to project them on your whiteboard to play

Day 4 Apply the skill in writing


Easily differentiate with three formats to choose from

Formal & Informal Language
GRAMMAR GAZETTE EXTRA!
EXTRA!

Read the news. Underline the sentences with formal language in red. Underline the sentences with informal language in blue.

Rescuing Tigers

Tigers are super cool animals, don't they? They live in the hills of the Rocky Mountains. They are found in the mountains of the Rocky Mountains. They are found in the mountains of the Rocky Mountains. They are found in the mountains of the Rocky Mountains.



1. Students write a newspaper story using words in the target skill.


2. Students who need more guidance use the word bank version.

3. Students read the article and circle words in the target grammar skill.

Formal & Informal Language
GRAMMAR GAZETTE EXTRA!
EXTRA!

Title _____

Written by _____



Formal & Informal Language
GRAMMAR GAZETTE EXTRA!
EXTRA!



Write a news story. Use formal language in red in two of your sentences. You can use the words in the word bank or use your own words.

Word Bank: visit, donate, home, friends

Day 5 Assessment

Formal & Informal Language Assessment

Name _____

For each situation tell whether you should use formal or informal language.

- | | | |
|-------------------------------|--------|----------|
| 1. Conversation with a friend | Formal | Informal |
| 2. Writing a book report | Formal | Informal |
| 3. Presentation to the class | Formal | Informal |
| 4. A post on social media | Formal | Informal |
| 5. A job application | Formal | Informal |

Tell whether each sentence is using formal or informal language.

- | | | |
|--|--------|----------|
| 6. Hey, man! How's it goin'? | Formal | Informal |
| 7. I just found five bucks layin on the floor! | Formal | Informal |
| 8. May I please get a book? | Formal | Informal |
| 9. That ain't the right answer, buddy. | Formal | Informal |
| 10. I discovered that my mailbox was full. | Formal | Informal |
| 11. This item costs six dollars. | Formal | Informal |
| 12. She's gonna get a new puppy soon. | Formal | Informal |
| 13. Thank you for your time today! | Formal | Informal |

Write your own formal sentence below.


Students take an easy-to-grade assessment

With simple questions to determine if students can:

- identify the skill
- generate examples
- apply the skill in writing

Why Daily Grammar Practice?

SECOND GRADE GRAMMAR



Minilesson

PowerPoint

Task Cards

Passage

Writing

Worksheet

Assessment

**Formal & Informal
Language**

- Easy to implement 15-minute daily routine
- Ready-to-use lessons and activities
- The no-fluff tasks fit easily into your schedule
- Students practice and apply the skill in a variety of ways
- Partner talk engages all students
- Simple, easy to grade activities
- No prep required-Make copies and that's it!

[Click here](#) to see all the units

Each unit is available separately and in money-saving bundles.

SECOND GRADE GRAMMAR

YEARLONG MEGA BUNDLE



Lesson Plans

PowerPoints

Task Cards

Passages

Writing

Worksheets

Assessments

AROUND
KAMPFIRE

A Full Year of Grammar & Language

SECOND GRADE GRAMMAR

SECOND GRADE GRAMMAR	SECOND GRADE GRAMMAR	SECOND GRADE GRAMMAR
Nouns	Verbs	Adjectives

Bundle 1 Linda Kamp

SECOND GRADE GRAMMAR

SECOND GRADE GRAMMAR	SECOND GRADE GRAMMAR	SECOND GRADE GRAMMAR
Collective Nouns	Possessive Nouns	Pronouns

Bundle 2 Linda Kamp

SECOND GRADE GRAMMAR

SECOND GRADE GRAMMAR	SECOND GRADE GRAMMAR	SECOND GRADE GRAMMAR
Verb Tenses	Irregular Past Tense Verbs	Using Quotation Marks

Bundle 4 Linda Kamp

SECOND GRADE GRAMMAR

SECOND GRADE GRAMMAR	SECOND GRADE GRAMMAR	SECOND GRADE GRAMMAR
Contractions	Compound Words	Using Commas

Bundle 3 Linda Kamp

SECOND GRADE GRAMMAR

SECOND GRADE GRAMMAR	SECOND GRADE GRAMMAR	SECOND GRADE GRAMMAR
Context Clues	Alphabetical Order	Dictionary Skills

Bundle 5 Linda Kamp

SECOND GRADE GRAMMAR

SECOND GRADE GRAMMAR	SECOND GRADE GRAMMAR	SECOND GRADE GRAMMAR
Simple & Compound Sentences	Adverbs	Prepositions

Bundle 6 Linda Kamp