


SUMMER LEARNING MENU

1ST GRADE



Linda Kamp



FUN SUMMER LEARNING

6 SCREEN-FREE ACTIVITY MENUS

Provide students with six weeks of activity choices in math, reading, writing, and phonics

PLUS

A fun Friday movie day menu with language arts activities to use with ANY MOVIE



EDIT TO FIT YOUR CLASS

CUSTOMIZE TO FIT YOUR STUDENTS

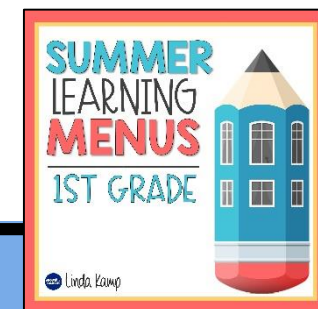

Also includes six

EDITABLE

MENUS

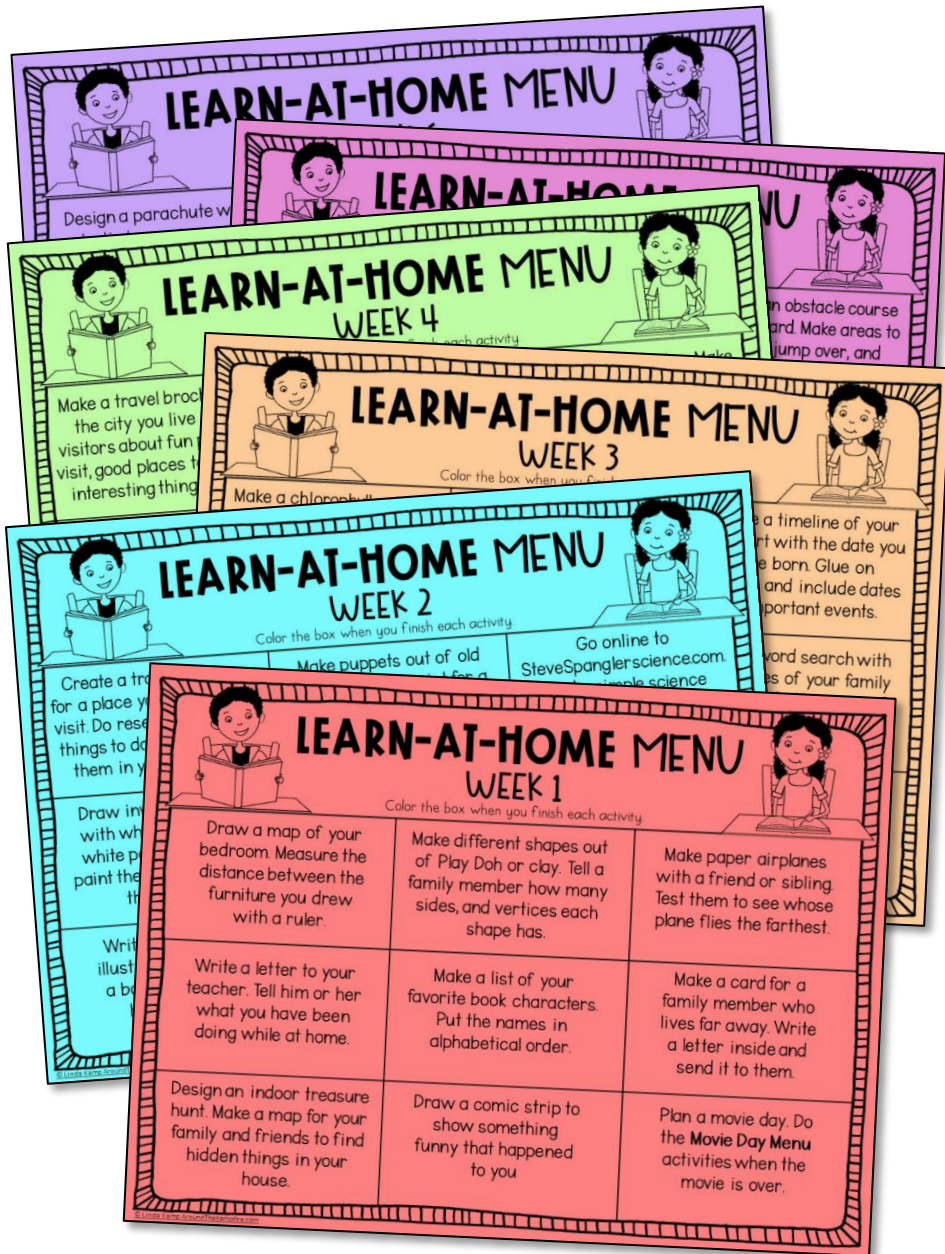
a 5-Day schedule,
and editable

PARENT LETTER



MAKE CUSTOM PACKETS

EASY STEP-BY-STEP EDITING DIRECTIONS



Editing the Menus



The editable version is located in File 2 of this download.

1. Delete the existing text in the box and type your own text.

Type the week number. You can change the font, size, and color of your text. Drag the text box to center it in the space.

2. Once you have finished customizing your menus, save the PowerPoint as a PDF to your computer. This is a must-do for the images and text to print correctly.

3. Open the new PDF and print.

4. Follow the same steps for the parent letter.

