

Teaching SLIDES

Daily teaching slides & interactive practice activities

Introduce the Rule

ch sh th wh



What is a digraph?

A **digraph** is a fancy word for two letters that make one sound.



2 letters



1 sound

Letter Ladder

Practice Slide letters to spell the words.



it



wr

Find and Write

Spell the Word

Slide letters to spell words.

radish
bench
monthth
graphph

sh ch th
ph gh

Say and Spell

Slide letters to make words.

Three horizontal lines for writing words.



Dictate words for students to spell.

Read and Cover

The chicken likes her shed.
Shane said to check the time.
Mom thanked us for the shells.
We rang the chimes at six-thirty.
She put the chain inside the chest.

Drag shapes to cover words with ch, th, sh.



abcdefghijklmnopqrstuvwxyz

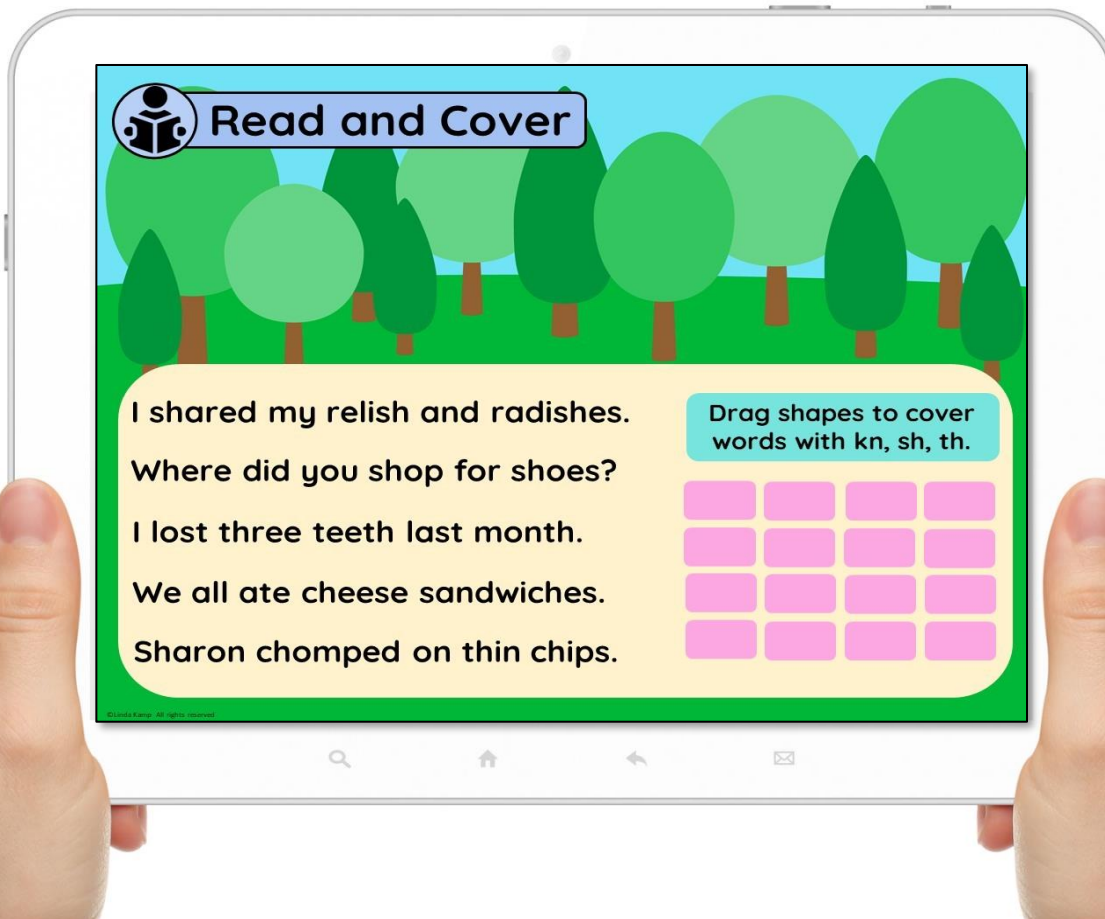
on PowerPoint & Google Slides™

Teaching SLIDES

Includes Beginning
& Ending Digraphs

Included in
PowerPoint and
on Google Slides.

Students can
use the slides
again for
independent
practice!



Reuse the activities as phonics centers

Consistent ROUTINES

Standards alignment

Common Core State Standards

First Grade

RF.1.2 Demonstrate understanding of spoken vowels and consonants (phonemes).

RF.1.2.A Distinguish long from short vowel sounds in spoken single-syllable words.

RF.1.2.B Orally produce single-syllable words, including consonant blends.

RF.1.2.C Isolate and pronounce initial, medial, and final phonemes in spoken single-syllable words.

RF.1.2.D Segment spoken single-syllable words into individual sounds (phonemes).

Weekly Routine & Lesson Plans

Day	Lesson Slides	Tasks / Practice / Centers
1-2	Introduce the Rule Read target words Make words and read	1. Introduce and read the digraphs rules slides to students. 2. Work through the <i>Practice</i> slides calling on students to slide digraphs to spell words. 3. Read the word list slides with students for each digraph.
	Students: <ul style="list-style-type: none">• apply the rule• build words• read words	Centers: <ul style="list-style-type: none">• Word builder cards / mats• Spell it task cards
2	Match the Sounds Spell the Word	1. Review and play <i>Match the Sound and Spell the Word</i> with students. 2. Students complete one of the worksheets for additional practice.
	Students: <ul style="list-style-type: none">• match sounds to pictures	Centers:

Daily Routine

Monday Introduce the Rule | Practice | Blend

Tuesday Match the Sound | Spell the Word

Wednesday Find and Write | Say and Spell

Thursday Read and Cover

Friday Assessment | Letter Ladder

Implement a consistent daily routine

- daily 15-minute lessons
- whole group practice
- reading in context
- spelling & writing
- word work centers
- assessment

PLUS materials for small group instruction

Visual SUPPORT

Introduce the Rule

th

Th makes two sounds.

Soft th makes a tickle sound.

Hard th makes a push sound.

Now you say the sounds!



thin they
think then

sh

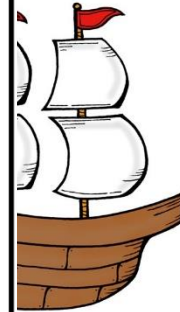

ship

write


knit

ch

chick



shake sho
hed shine



ck


sock



e knife knob

th


throne



thin three thank this
thick thorn think

wh


whale



whip when while white
wheel wheat whisk

ph

photo



phone phase ph
gopher dolphin spl

sh

fish



dish hush cash wish

ch

peach



th

sloth



Printable Posters

Fluency PRACTICE



No prep centers

Activity **BOOKLETS**



6 Ready to use booklets with six activities inside. Ideal for homework, centers & interventions

Inside the booklets:

- phonics passage
- comprehension questions
- sound identification
- reading decodable sentences
- writing sentences
- ABC order

No prep centers

Comprehension **ACTIVITIES**

let's learn PHONICS

Beginning Digraphs
ch, sh, th

By _____

The Smell
Highlight the words ending with **nd, ng, and nk** in the story. Write the words in ABC order.

Race Day
Highlight the words ending with **-ch, -ck, -sh, and -th** in the story. Write the words in ABC order.

A Great Story
Highlight the words with **kn, ph, wh, and wr** in the story. Write the words in ABC order.

Chet the Chimp
Chet was a chimp who lived at the zoo. Everyday Chet would wait for the zookeeper to bring him three chunks of cheese. Before Chet got his cheese, the zookeeper would say, "Show me your thank you". Chet would shake the zookeeper's hand and give a thumbs up. The zookeeper would cheer, "Nice job, Chet!". Chet loved to chomp on his cheese while the zookeeper fed his animal friends.

★ ★ ★
Read the passage three times. Color a star each time.

1. What kind of animal is Chet?

2. What did the zookeeper give to Chet?

How many chunks of cheese did Chet get?

ROLL & READ
Roll a die then read the sentence two times. Color the die.

- Chip wished he had a pet fish.
- Jack will shut the shop at three o'clock.
- Meg rushed to the shed to see the chicks.
- I had cheese, chips, and a shake for lunch.
- We all took our shoes off at the shore.
- My friend gave us a shovel to share.

Engaging stories & comprehension questions

Engaging CENTERS



A variety of ways to practice reading, writing & spelling

Daily skill practice


Flexible OPTIONS



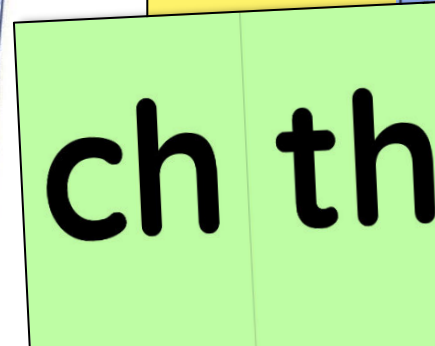
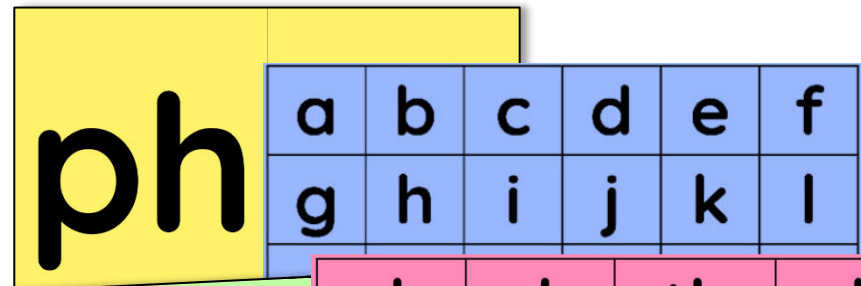
Multiple ways to use the resources

- clip correct answers
- circle on laminated task cards
- use the recording sheet
- project the cards for whole group games

Small Group SUPPORT



- Large letter cards
- Small student cards
- Word building mats
- Picture cards
- Word cards



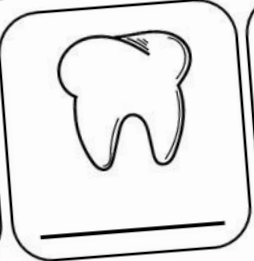



ch	sh	th	wh
ph	kn	wr	ng
nd	nk	ch	ck
sh	th		

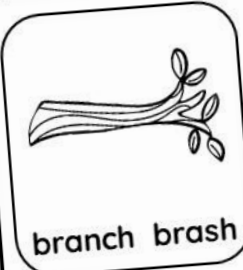



Printable PRACTICE

Name _____ Ending ch, sh, th _____

Write the picture names.


Circle the picture name.

branch brash fist fish peach peace slosh sloth

Use the word list to complete the sentences.

Gretchen was sitting on the _____
in the park. She was holding her new pet
_____ in a bowl. "Please _____
for the bus." her mom said. We need to get
home before bedtime. You must _____
your _____ before bed.



fish
watch
brush
teeth
bench


9 No prep practice pages ideal for

- homework
- assessment
- interventions
- added practice

30 ENGAGING RESOURCES

Let's learn! **PHONICS**

Teaching LESSON SLIDES	Hands-on CENTERS	Phonics PASSAGES	Small Group RESOURCES	Practice WORKSHEETS
------------------------	------------------	------------------	-----------------------	---------------------



BEGINNING & ENDING DIGRAPHS


AROUND the KAMPFIRE Linda Kamp

Everything

you need to teach foundational phonics skills!

Let's learn! **PHONICS**


Teaching LESSON SLIDES	Hands-on CENTERS	Phonics PASSAGES	Small Group RESOURCES	Practice WORKSHEETS
------------------------	------------------	------------------	-----------------------	---------------------



UNIT 1 BUNDLE

Let's learn! **PHONICS**


Teaching LESSON SLIDES	Hands-on CENTERS	Phonics PASSAGES	Small Group RESOURCES	Practice WORKSHEETS
------------------------	------------------	------------------	-----------------------	---------------------



CVC SHORT VOWELS

Let's learn! **PHONICS**


Teaching LESSON SLIDES	Hands-on CENTERS	Phonics PASSAGES	Small Group RESOURCES	Practice WORKSHEETS
------------------------	------------------	------------------	-----------------------	---------------------



CVCC WORD FAMILIES

Let's learn! **PHONICS**

Teaching LESSON SLIDES	Hands-on CENTERS	Phonics PASSAGES	Small Group RESOURCES	Practice WORKSHEETS
------------------------	------------------	------------------	-----------------------	---------------------



CVCC LONG VOWELS

Also available