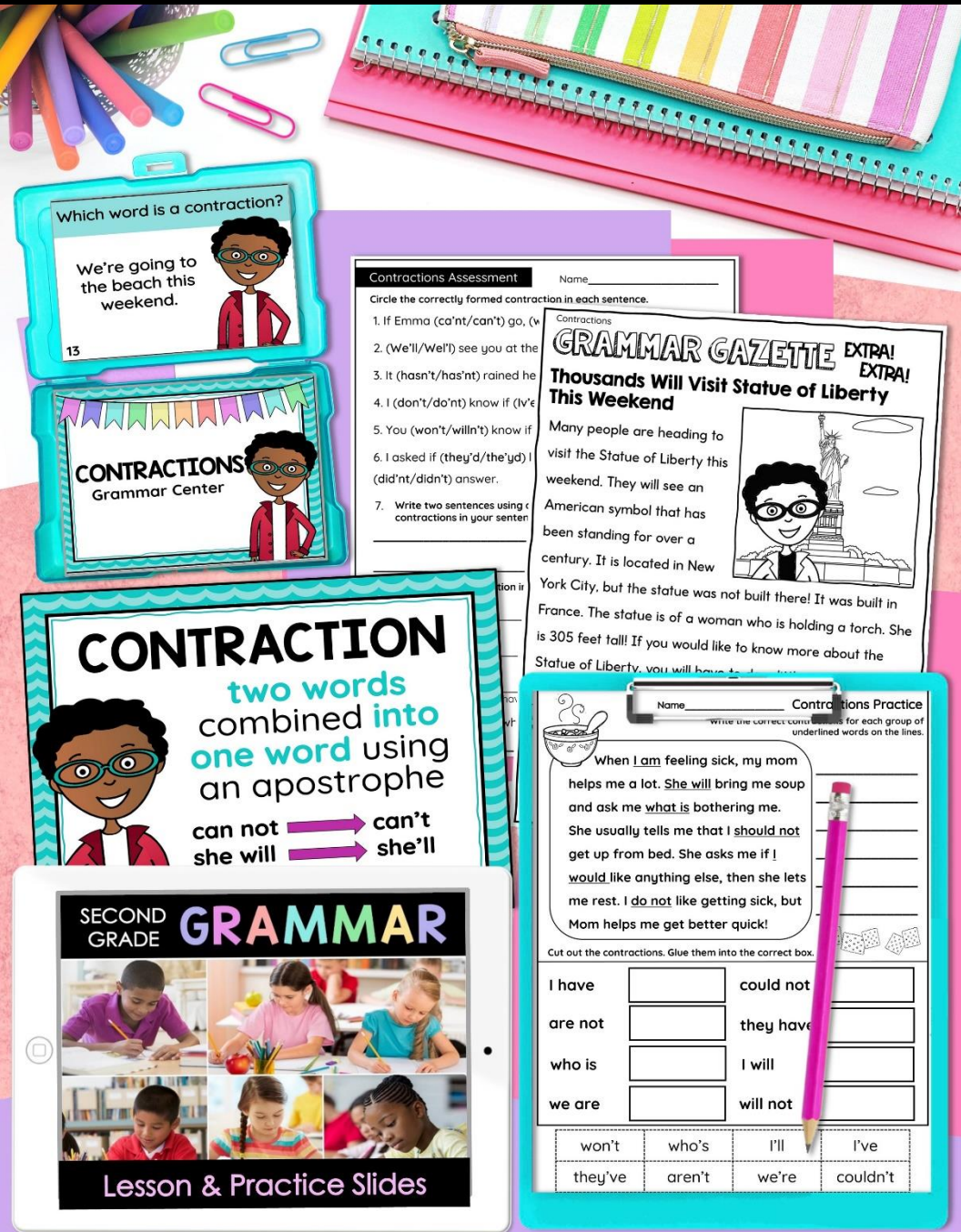


# Included in the unit:



An entire week of grammar including:

- 15-Minute daily routine
- Lesson plan
- Teaching PowerPoint
- Practice worksheet
- Reading passage
- Writing activity
- Center task cards
- Assessment
- Skill poster

# Daily Grammar Practice

Each unit follows a simple & effective weekly routine

## Daily Routine

**Monday** Minilesson | Group practice

**Tuesday** Partner practice & worksheet

**Wednesday** Center activity

**Thursday** Reading passage & writing activity

**Friday** Assessment

## CONTRACTIONS

Second Grade Grammar  
L.2.2.C

### Monday

- Minilesson

\*Each day's lesson & activity is designed to take 15 minutes.

1. Project the teaching PowerPoint. Introduce the weekly grammar skill. Read the lesson slides with students.
2. Follow the minilesson with whole group practice. For the first two practice slides, students will practice forming and breaking apart contractions. Call up individual students to form and take apart each contraction or do the practice slides as a whole group by having students write each contraction on whiteboards and hold them up. There are two additional practice slides included to use on Day 1 or throughout the week to reinforce the skill.
3. Students work with a partner for the partner practice slide. Students use a journal, scrap paper, or whiteboards for the writing portion of the slide.

### Tuesday

- Practice worksheet

1. Review the minilesson slides if needed. Project the Talk About It slide for students to review further.

2. Students complete the practice worksheet.

### Wednesday

- Task Card

Students continue practice using task cards. Use the cards as a literacy center or place them around the room for students to "roam the room" to complete with a partner. Another option is to spread the cards onto desks.

## CONTRACTION

two words  
combined **into**  
**one word** using  
an apostrophe



can not → can't  
she will → she'll

With lessons plan & teacher directions



# Day 1 Introduce the Skill

## Minilesson & activity slides on PowerPoint

- Teaching slides to introduce the skill
- Interactive slides with moveable pieces to model & practice whole group
- Partner slides to review & practice together

### MAKE A CONTRACTION PRACTICE

can not

Write the

### BREAK IT APART! PRACTICE

they'd

Write the two

could've

I'm

### Contractions with will

### Contractions with are

For contractions with **are** replace the **a** with an **'**

### Contractions with not

### Contractions with is

For contractions with **is** replace the **i** with an **'**

### How do you make a contraction?

To make a contraction,

### Why do we use contractions?

Contractions help us say what we need to say, quickly.

SO, INSTEAD OF SAYING

If **it is** a sunny day, I like to go outside.

WE CAN SAY

If **it's** a sunny day, I like to go outside.

### What is a contraction?

A contraction is when two words are combined into one word using an apostrophe.

For example,

**I'll** be happy if **he's** on my team!

# Day 2 Partner & Independent Practice



## TALK ABOUT IT

**Review** Tell your partner what a **contraction** is.



## PARTNER PRACTICE

Ted can't go to school since he's sick.  
Do you know when you'll be home?  
We're ready to go skiing!



Tell your partner the contractions in each sentence. Write them on your paper.



## Partner practice slides



Name \_\_\_\_\_ Contractions Practice

Write the correct contractions for each group of underlined words on the lines.

When I am feeling sick, my mom helps me a lot. She will bring me soup and ask me what is bothering me. She usually tells me that I should not get up from bed. She asks me if I would like anything else, then she lets me rest. I do not like getting sick, but Mom helps me get better quick!

\_\_\_\_\_

\_\_\_\_\_

\_\_\_\_\_

\_\_\_\_\_

\_\_\_\_\_

Cut out the contractions. Glue them into the correct box.



I have	<input type="text"/>	could not	<input type="text"/>
are not	<input type="text"/>	they have	<input type="text"/>
who is	<input type="text"/>	I will	<input type="text"/>
we are	<input type="text"/>	will not	<input type="text"/>

won't

who's


I'll

I've

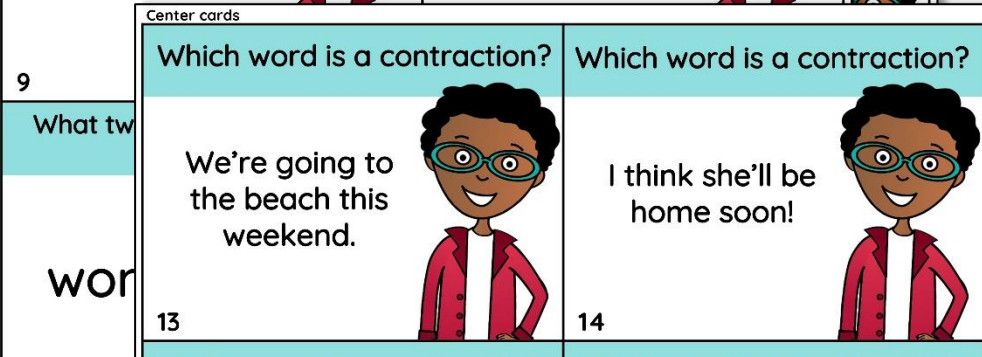



# Worksheet for independent practice

# Day 3 Center activity



Task card game for students to practice independently at a grammar center



Or use them whole group

- for a Gallery walk or a Roam the Room
- to play Scoot
- to project them on your whiteboard to play



# Day 4 Apply the skill in writing

Easily differentiate with three formats to choose from

Contractions

## GRAMMAR GAZETTE EXTRA! EXTRA!

### Thousands Will Visit Statue of Liberty This Weekend

Many people are heading to visit the Statue of Liberty this weekend. You will see an American symbol that has been built over a century. It is located in New York City, but the statue was



Contractions

## GRAMMAR GAZETTE EXTRA! EXTRA!

Contractions

## GRAMMAR GAZETTE EXTRA! EXTRA!

Title \_\_\_\_\_

Written by \_\_\_\_\_



1



2

Write a news story. Circle the contractions in each link to help you or use your own words.

feet tall symbol  
built torch France

1. Students write a newspaper story using words in the target skill.

2. Students who need more guidance use the word bank version.

3. Students read the article and circle words in the target grammar skill.

# Day 5 Assessment

## Contractions Assessment

Name \_\_\_\_\_

Circle the correctly formed contraction in each sentence.

1. If Emma (ca'nt/can't) go, (who's/who'se) going to be there?
2. (We'll/Wel'l) see you at the picnic tomorrow!
3. It (hasn't/has'nt) rained here in almost a month.
4. I (don't/do'nt) know if (lv'e/I've) ever been there before.
5. You (won't/willn't) know if you like it until you try it!
6. I asked if (they'd/the'yd) like some lemonade, but they (did'nt/didn't) answer.
7. Write two sentences using at least 3 contractions. Circle the contractions in your sentence.

Write the correct contraction in the blank to complete each sentence.

8. They \_\_\_\_\_ coming to the party.  
are not
9. \_\_\_\_\_ excited to go to the park today.  
I am
10. Wendy \_\_\_\_\_ liked to go fishing.  
would have


Students take an easy-to-grade assessment

With simple questions to determine if students can:

- identify the skill
- generate examples
- apply the skill in writing

# Why Daily Grammar Practice?

SECOND GRADE **GRAMMAR**



Linda Kamp

- Minilesson
- PowerPoint
- Task Cards
- Passage
- Writing
- Worksheet
- Assessment

## Contractions

- Easy to implement 15-minute daily routine
- Ready-to-use lessons and activities
- The no-fluff tasks fit easily into your schedule
- Students practice and apply the skill in a variety of ways
- Partner talk engages all students
- Simple, easy to grade activities
- No prep required-Make copies and that's it!



[Click here](#) to see all the units

Each unit is available separately or in money-saving bundles.

# SECOND GRADE GRAMMAR

## YEARLONG MEGA BUNDLE



Lesson Plans

PowerPoints

Task Cards

Passages

Writing

Worksheets

Assessments

A Full Year of Grammar & Language

### SECOND GRADE GRAMMAR

SECOND GRADE GRAMMAR Nouns Mission PowerPoint Task Cards Passage Writing Worksheet Assessment	SECOND GRADE GRAMMAR Verbs Mission PowerPoint Task Cards Passage Writing Worksheet Assessment	SECOND GRADE GRAMMAR Adjectives Mission PowerPoint Task Cards Passage Writing Worksheet Assessment
---	---	--

Bundle 1 Linda Kamp

### SECOND GRADE GRAMMAR

SECOND GRADE GRAMMAR Collective Nouns Mission PowerPoint Task Cards Passage Writing Worksheet Assessment	SECOND GRADE GRAMMAR Possessive Nouns Mission PowerPoint Task Cards Passage Writing Worksheet Assessment	SECOND GRADE GRAMMAR Pronouns Mission PowerPoint Task Cards Passage Writing Worksheet Assessment
--	--	--

Bundle 2 Linda Kamp

### SECOND GRADE GRAMMAR

SECOND GRADE GRAMMAR Verb Tenses Mission PowerPoint Task Cards Passage Writing Worksheet Assessment	SECOND GRADE GRAMMAR Irregular Past Tense Verbs Mission PowerPoint Task Cards Passage Writing Worksheet Assessment	SECOND GRADE GRAMMAR Using Quotation Marks Mission PowerPoint Task Cards Passage Writing Worksheet Assessment
---	--	---

Bundle 4 Linda Kamp

### SECOND GRADE GRAMMAR

SECOND GRADE GRAMMAR Contractions Mission PowerPoint Task Cards Passage Writing Worksheet Assessment	SECOND GRADE GRAMMAR Compound Words Mission PowerPoint Task Cards Passage Writing Worksheet Assessment	SECOND GRADE GRAMMAR Using Commas Mission PowerPoint Task Cards Passage Writing Worksheet Assessment
--	--	--

Bundle 3 Linda Kamp

### SECOND GRADE GRAMMAR

SECOND GRADE GRAMMAR Context Clues Mission PowerPoint Task Cards Passage Writing Worksheet Assessment	SECOND GRADE GRAMMAR Alphabetical Order Mission PowerPoint Task Cards Passage Writing Worksheet Assessment	SECOND GRADE GRAMMAR Dictionary Skills Mission PowerPoint Task Cards Passage Writing Worksheet Assessment
---	--	---

Bundle 5 Linda Kamp

### SECOND GRADE GRAMMAR

SECOND GRADE GRAMMAR Simple & Compound Sentences Mission PowerPoint Task Cards Passage Writing Worksheet Assessment	SECOND GRADE GRAMMAR Adverbs Mission PowerPoint Task Cards Passage Writing Worksheet Assessment	SECOND GRADE GRAMMAR Prepositions Mission PowerPoint Task Cards Passage Writing Worksheet Assessment
---	---	--

Bundle 6 Linda Kamp