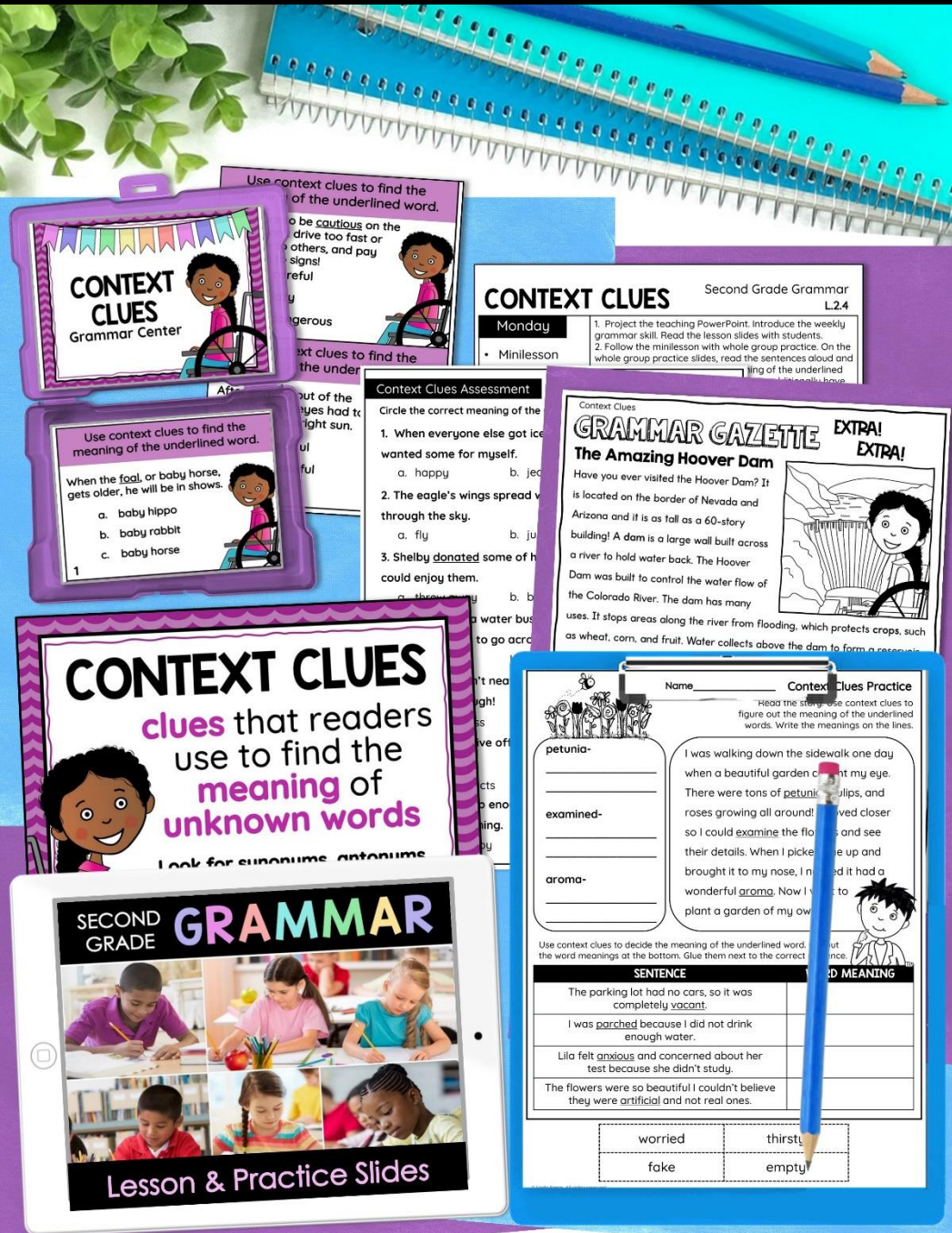


# Included in the unit:

An entire week of grammar including:

- 15-Minute daily routine
- Lesson plan
- Teaching PowerPoint
- Practice worksheet
- Reading passage
- Writing activity
- Center task cards
- Assessment
- Skill poster



# Daily Grammar Practice

Each unit follows a simple & effective weekly routine

## Daily Routine

**Monday** Minilesson | Group practice

**Tuesday** Partner practice & worksheet

**Wednesday** Center activity

**Thursday** Reading passage & writing activity

**Friday** Assessment

©Linda Kamp All rights reserved

## CONTEXT CLUES

Second Grade Grammar  
L.2.4

### Monday

- Minilesson

\*Each day's lesson & activity is designed to take 15 minutes.

1. Project the teaching PowerPoint. Introduce the weekly grammar skill. Read the lesson slides with students.
2. Follow the minilesson with whole group practice. On the whole group practice slides, read the sentences aloud and have students determine the meaning of the underlined words based on context clues. You can additionally have students identify which type of context clue they used to determine the meaning.
3. Students work with a partner for the partner practice slide. Students use a journal, scrap paper, or whiteboards for the writing portion of the slide.

### Tuesday

- Practice worksheet

1. Review the minilesson slides if needed. Project the Talk About It slide for students to review further.
2. Students complete the practice worksheet.

### Wednesday

- Task Card Center

Students continue practice using task cards. Use the cards as a literacy center or place them around the room for students to "roam the room" to complete with a partner. Another option is to spread the cards onto desks. Students complete the card and pass it on to the next

## CONTEXT CLUES

**clues** that readers use to find the **meaning** of **unknown words**

Look for synonyms, antonyms, pictures, definitions, and words around the unknown word.

With lesson plans, poster & teacher directions

# Day 1 Introduce the Skill

## Minilesson & activity slides on PowerPoint

- Teaching slides to introduce the skill
- Interactive slides with moveable pieces to model & practice whole group
- Partner slides to review & practice together

### Types of Context Clues

#### SYNONYMS

A word that means the same as the unknown word is given in the text.



**Remember!** Signal words can help give you hints, but they won't always be there.

### Types of Context Clues

#### INFERENCE

The meaning of the unknown word is not directly stated in the text.

#### PARTNER PRACTICE

### How to Use Context Clues

1. Read the sentence and circle the unknown word.
2. Read the sentences around the unknown word.
3. Think about what is happening in the sentences.

### WHAT DOES IT MEAN? PRACTICE

After years of hard work and labor, the bridge was complete.

Sara was walking briskly, but I was walking much slower.

Use context clues to determine the meaning of the underlined words.

### Types of Context Clues

#### DEFINITION

Example:

Atlas means

### Types of Context Clues

#### EXAMPLES

When you see examples of the unknown word are given in the sentence or sentences around the word.

### What are context clues?

Context clues are clues that help you find the meaning of unknown words.

You can find context clues in **pictures** and in the sentences around the unknown word.



### What are context clues?

There are different types of context clues we can use to help us find the meaning of words.

DEFINITION

EXAMPLES

SYNONYMS

ANTONYMS



# Day 2 Partner & Independent Practice

## TALK ABOUT IT

### Review

Tell your partner what a context clue is.

## PARTNER PRACTICE

1. Bats are nocturnal, which means they are active at night.
2. Mom made a massive breakfast, so now I am super full!
3. Elsa was sobbing after watching the sad movie.



Tell your partner how you used context clues to find the meaning of the underlined words in each sentence. Write the meanings on your paper.

## Partner practice slides



Name \_\_\_\_\_ Context Clues Practice

Read the story. Use context clues to figure out the meaning of the underlined words. Write the meanings on the lines.

petunia-

\_\_\_\_\_  
\_\_\_\_\_

examined-

\_\_\_\_\_  
\_\_\_\_\_

aroma-

\_\_\_\_\_  
\_\_\_\_\_

I was walking down the sidewalk one day when a beautiful garden caught my eye. There were tons of petunias, tulips, and roses growing all around! I moved closer so I could examine the flowers and see their details. When I picked one up and brought it to my nose, I noticed it had a wonderful aroma. Now I want to plant a garden of my own!



Use context clues to decide the meaning of the underlined word. Cut out the word meanings at the bottom. Glue them next to the correct sentence.

SENTENCE	WORD MEANING
The parking lot had no cars, so it was completely <u>vacant</u> .	
I was <u>parched</u> because I did not drink enough water.	
Lila felt <u>anxious</u> and concerned about her test because she didn't study.	
The flowers were so beautiful I couldn't believe they were <u>artificial</u> and not real ones.	

worried

thirsty

# Worksheet for independent practice

# Day 3 Center activity

Task card game for students to practice independently at a grammar center

Or use them whole group

- for a Gallery walk or a Roam the Room
- to play Scoot
- to project them on your whiteboard to play

**CONTEXT CLUES**  
Grammar Center

**Grammar Center**  
**CONTEXT CLUES**

1 \_\_\_\_\_ 11 \_\_\_\_\_  
2 \_\_\_\_\_ 12 \_\_\_\_\_  
3 \_\_\_\_\_ 13 \_\_\_\_\_  
4 \_\_\_\_\_ 14 \_\_\_\_\_  
5 \_\_\_\_\_ 15 \_\_\_\_\_

Use context clues to find the meaning of the underlined word.

When the foal, or baby horse, gets older, he will be in shows.

I heard Kristen boasting about winning the race. She is bragging so much today!

1 Use context clues to find the meaning of the underlined word.

Jan said my soup was bland. Did you think it was plain, too?

The family was very wealthy. They had nice clothes, a big house, and 5 cars!

Use context clues to find the meaning of the underlined word.

He gazed up at the moon and stars above, enjoying the view of the night sky.

Make sure to be cautious on the roads. Don't drive too fast or too close to others, and pay attention to signs!

a. complained  
b. pushed  
c. looked

a. careful

9 Use context clues to find the meaning of the underlined word.

As soon as Grandpa sits in his comfy chair with a blanket, he starts to doze.

Sam was annoyed that he got in trouble, so he went off to sulk in his room.

a. get cold  
b. fall asleep  
c. sing loudly

a. have a party  
b. pout  
c. get sick

13 14

# Day 4 Apply the skill in writing


Easily differentiate with three formats to choose from

Context Clues

## GRAMMAR GAZETTE EXTRA! EXTRA!

### The Amazing Hoover Dam

Have you ever visited the Hoover Dam? It is located on the border of Nevada and Arizona and it is as tall as a 60-story building! A dam is a large wall built across a river to hold back the water. The Hoover Dam controls the water flow of the Colorado River. The dam has many uses. It stores water along the river for irrigation of crops such as wheat, corn, and fruit. Water can be used to create a reservoir or manmade lake, to provide water for cities, and to generate electricity.



**3**

Context Clues


## GRAMMAR GAZETTE EXTRA! EXTRA!

Context Clues

## GRAMMAR GAZETTE EXTRA! EXTRA!

Title \_\_\_\_\_

Written by \_\_\_\_\_



**1**



**2**

Write a news story. Use 3 tricky words in your story to give clues to their meanings. You can use the word bank below. Circle the tricky words you use.

barrier	lake	built
crops	power	tourists

1. Students write a newspaper story using words in the target skill.

2. Students who need more guidance use the word bank version.

3. Students read the article and circle words in the target grammar skill.

# Day 5 Assessment

## Context Clues Assessment

Name \_\_\_\_\_

Circle the correct meaning of the underlined word in each sentence.

1. When everyone else got ice cream, I was envious because I wanted some for myself.  
a. happy                      b. jealous                      c. scared
2. The eagle's wings spread wide as we watched it soar through the sky.  
a. fly                              b. jump                              c. land
3. Shelby donated some of her toys so that other children could enjoy them.  
a. threw away                      b. broke                              c. gave away
4. A ferry is like a water bus since it can take a lot of people where they need to go across bodies of water.  
a. airplane                      b. type of shoe                      c. type of boat
5. The room wasn't neat at all. It was so full of clutter I could barely walk through!  
a. litter or mess                      b. nests                              c. fences
6. Some animals live off of eating vegetation, such as grasses and leafy plants.  
a. bugs or insects                      b. plant life                              c. small animals
7. Silas didn't sleep enough, which made him feel sluggish and

Students take an easy-to-grade assessment

With simple questions to determine if students can:

- identify the skill
- generate examples
- apply the skill in writing

# Why Daily Grammar Practice?

## SECOND GRADE GRAMMAR



Minilesson

PowerPoint

Task Cards

Passage

Writing

Worksheet

Assessment

## Context Clues

- Easy to implement 15-minute daily routine
- Ready-to-use lessons and activities
- The no-fluff tasks fit easily into your schedule
- Students practice and apply the skill in a variety of ways
- Partner talk engages all students
- Simple, easy to grade activities
- No prep required-Make copies and that's it!



[Click here](#) to see all the units

Each unit is available separately or in money-saving bundles.

# SECOND GRADE GRAMMAR

## YEARLONG MEGA BUNDLE



Lesson Plans

PowerPoints

Task Cards

Passages

Writing

Worksheets

Assessments

A Full Year of Grammar & Language

### SECOND GRADE GRAMMAR

SECOND GRADE GRAMMAR Nouns Mission PowerPoint Task Cards Passage Writing Worksheet Assessment	SECOND GRADE GRAMMAR Verbs Mission PowerPoint Task Cards Passage Writing Worksheet Assessment	SECOND GRADE GRAMMAR Adjectives Mission PowerPoint Task Cards Passage Writing Worksheet Assessment
---	---	--

Bundle 1 Linda Kamp

### SECOND GRADE GRAMMAR

SECOND GRADE GRAMMAR Collective Nouns Mission PowerPoint Task Cards Passage Writing Worksheet Assessment	SECOND GRADE GRAMMAR Possessive Nouns Mission PowerPoint Task Cards Passage Writing Worksheet Assessment	SECOND GRADE GRAMMAR Pronouns Mission PowerPoint Task Cards Passage Writing Worksheet Assessment
--	--	--

Bundle 2 Linda Kamp

### SECOND GRADE GRAMMAR

SECOND GRADE GRAMMAR Verb Tenses Mission PowerPoint Task Cards Passage Writing Worksheet Assessment	SECOND GRADE GRAMMAR Irregular Past Tense Verbs Mission PowerPoint Task Cards Passage Writing Worksheet Assessment	SECOND GRADE GRAMMAR Using Quotation Marks Mission PowerPoint Task Cards Passage Writing Worksheet Assessment
---	--	---

Bundle 4 Linda Kamp

### SECOND GRADE GRAMMAR

SECOND GRADE GRAMMAR Contractions Mission PowerPoint Task Cards Passage Writing Worksheet Assessment	SECOND GRADE GRAMMAR Compound Words Mission PowerPoint Task Cards Passage Writing Worksheet Assessment	SECOND GRADE GRAMMAR Using Commas Mission PowerPoint Task Cards Passage Writing Worksheet Assessment
--	--	--

Bundle 3 Linda Kamp

### SECOND GRADE GRAMMAR

SECOND GRADE GRAMMAR Context Clues Mission PowerPoint Task Cards Passage Writing Worksheet Assessment	SECOND GRADE GRAMMAR Alphabetical Order Mission PowerPoint Task Cards Passage Writing Worksheet Assessment	SECOND GRADE GRAMMAR Dictionary Skills Mission PowerPoint Task Cards Passage Writing Worksheet Assessment
---	--	---

Bundle 5 Linda Kamp

### SECOND GRADE GRAMMAR

SECOND GRADE GRAMMAR Simple & Compound Sentences Mission PowerPoint Task Cards Passage Writing Worksheet Assessment	SECOND GRADE GRAMMAR Adverbs Mission PowerPoint Task Cards Passage Writing Worksheet Assessment	SECOND GRADE GRAMMAR Prepositions Mission PowerPoint Task Cards Passage Writing Worksheet Assessment
---	---	--

Bundle 6 Linda Kamp