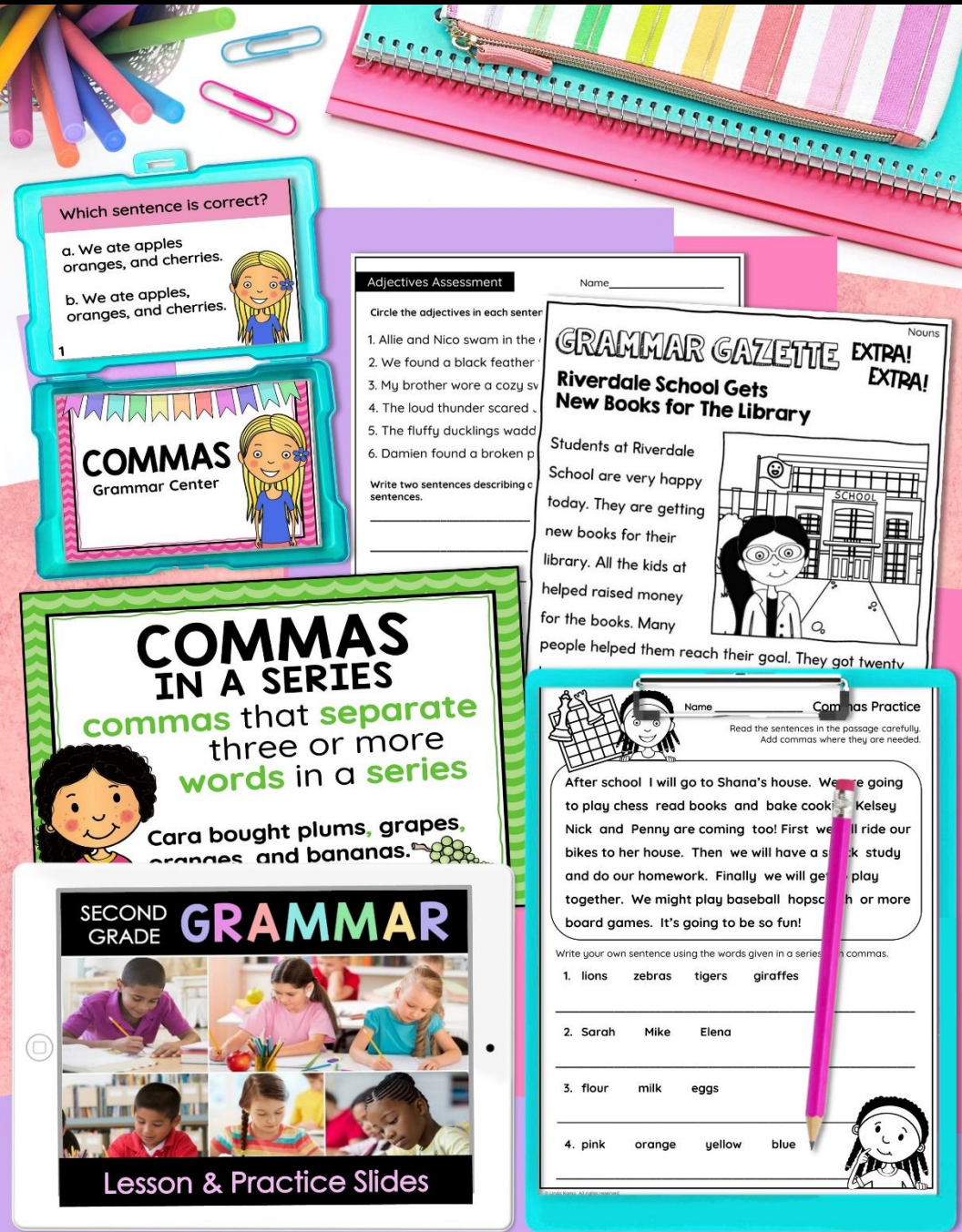


Included in the unit:

An entire week of grammar including:

- 15-Minute daily routine
- Lesson plans
- Teaching PowerPoint
- Practice worksheet
- Reading passage
- Writing activity
- Center task cards
- Assessment
- Skill poster



Daily Grammar Practice

Each unit follows a simple & effective weekly routine

Daily Routine

Monday Minilesson | Group practice

Tuesday Partner practice & worksheet

Wednesday Center activity

Thursday Reading passage & writing

Friday Assessment

COMMAS

Second Grade Grammar
L.2.2

Monday

- Minilesson

*Each day's lesson & activity is designed to take 15 minutes.

1. Project the teaching PowerPoint. Introduce the weekly grammar skill. Read the lesson slides with students.
2. Follow the minilesson with whole group practice. For the practice slides, read each sentence and have students determine where the commas should be placed. Students then slide the commas in place. If you are using a smartboard, you can have students write the commas in. You may want to use one practice slide the first day and the other on another day to reinforce the skill.
3. Students work with a partner for the partner practice slide. Students use a journal, scrap paper, or whiteboards for the writing portion of the slide.

Tuesday

- Practice worksheet

1. Review the minilesson slides if needed. Project the Talk About It slide for students to review further.
2. Students complete the practice worksheet.

Wednesday

- Task Card Center

Students continue practice using task cards. Use the cards as a literacy center or place them around the room for students to "roam the room" to complete with a partner. Another option is to spread the cards onto desks. Students complete the card and pass it on to the next student. Students can complete the cards in any order.

Thursday

1. Students apply the weekly grammar skill to their writing.
1. Choose the option you wish students to use.

Facilitate differentiation for students who need more guidance (bank version).

COMMA IN A SERIES

commas that separate
three or more
words in a series

Cara bought plums,
oranges, and bananas.



COMMA

punctuation that
shows where to
pause when
reading



After the game, the
team got pizza.



With lessons plan & teacher directions

Day 1 Introduce the Skill

Minilesson & activity slides on PowerPoint

- Teaching slides to introduce the skill
- Interactive slides with moveable pieces to model & practice whole group
- Partner slides to review & practice together

WHEN DO WE USE COMMAS?

AFTER SHORT PHRASES

GREETINGS & CLOSINGS

First, we went to the store.

After the game, we ate pizza.

IN LISTS OF 3 OR MORE THINGS

WHERE DOES THE COMMA GO? PRACTICE

Do you like lions, tigers, or bears?

Slide a comma where one is needed.

Tim and

Carla

When are commas used?

Commas are used in the greeting and closing of letters.

WHERE DOES THE COMMA GO? PRACTICE

I like kiwi, bananas, and berries.

Slide a comma where one is needed for each sentence.

eat breakfast.

hockey and tennis.

When are commas used?

Commas are used when we write a city and state or a country's name.

When are commas used?

Commas are used when we write out the date.

November 15th, 2020

When are commas used?

Commas separate things or ideas in lists of 3 or more.

When are commas used?

Commas tell you where to pause in a sentence.

First, I need to do my homework.

After we eat, we should clean our dishes.

What is a comma?

Commas are a type of punctuation used to show where to pause when you are reading.



For example,

After the game, the team got pizza.

The comma shows that you should pause.

Day 2 Partner & Independent Practice

TALK ABOUT IT

Review Tell your partner what a comma is.


PARTNER PRACTICE

I was born in St. Louis Missouri.
Would you like crackers cheese or grape
Jen plays the violin the piano and the ha
Today is Thursday May 7



Tell your partner where the commas belong in each sentence. Rewrite one of the sentences on your paper using commas.

Partner practice slides



Name _____ Commas Practice

Read the sentences in the passage carefully.
Add commas where they are needed.

After school I will go to Shana's house. We are going to play chess read books and bake cookies. Kelsey Nick and Penny are coming too! First we will ride our bikes to her house. Then we will have a snack study and do our homework. Finally we will get to play together. We might play baseball hopscotch or more board games. It's going to be so fun!

Write your own sentence using the words given in a series with commas.

1. lions zebras tigers giraffes


2. Sarah Mike Elena

3. flour milk eggs

4. pink orange yellow blue



Day 3 Center activity



Task card game for students to practice independently at a grammar center

Center cards

Which sentence is correct? a. We ate apples oranges, and cherries.	Which sentence is correct? a. Pat, Lynn, Bob, and Liz are my friends.
---	--

Center cards

Which sentence is correct? a. She has, a mom a dad, and a sister.	Which sentence is correct? a. I played tag, soccer, golf, and tennis.
--	--

Center cards

Which place is written correctly? a. Las, Vegas, Nevada	Which greeting is written correctly? a. Dear Sarah,
--	--

Center cards

Rewrite the sentence using commas where they belong. Before she rode her bike she put air in the tires.	Rewrite the sentence using commas where they belong. I got a necklace a video game and some toys for my birthday.
--	--

Center cards

Which date is written correctly? a. Tuesday January 4th	Which date is written correctly? a. Tuesday January 4th
--	--

Or use them whole group

- for a Gallery walk or a Roam the Room
- to play Scoot
- to project them on your whiteboard to play

Day 5 Assessment

Commas Assessment

Name _____

Add commas where they are needed in each sentence.

1. After we eat dinner Lisa Mindy and I will go to the movies.
2. Do you like carrots broccoli or spinach best?
3. Disney World is located in Orlando Florida.
4. Peter's birthday is on Tuesday April 5th this year.
5. First I put pickles ketchup lettuce and mayo on my burger.
6. You'll need pencils crayons and paper for art class today.
7. Mitch has 3 dogs 2 cats 8 fish and 6 lizards at his house!

Write a sentence about some items you might buy at the grocery store. Use commas in your sentence where they belong.

Rewrite each sentence correctly by adding commas where they are needed.

8. The colors on the American flag are red white and blue.

-
9. On Monday July 9th Mom Dad and I will go to Dallas Texas.
-

Students take an
easy-to-grade
assessment

With simple questions
to determine if
students can:

- identify the skill
- generate examples
- apply the skill in writing

Why Daily Grammar Practice?

SECOND GRADE GRAMMAR



Minilesson

PowerPoint

Task Cards

Passage

Writing

Worksheet

Assessment

Using Commas

- Easy to implement 15-minute daily routine
- Ready-to-use lessons and activities
- The no-fluff tasks fit easily into your schedule
- Students practice and apply the skill in a variety of ways
- Partner talk engages all students
- Simple, easy to grade activities
- No prep required-Make copies and that's it!

[Click here](#) to see all the units

Each unit is available separately or in money-saving bundles.

SECOND GRADE GRAMMAR

YEARLONG MEGA BUNDLE



Lesson Plans

PowerPoints

Task Cards

Passages

Writing

Worksheets

Assessments

A Full Year of Grammar & Language

SECOND GRADE GRAMMAR

SECOND GRADE GRAMMAR Nouns Mission PowerPoint Task Cards Passage Writing Worksheet Assessment	SECOND GRADE GRAMMAR Verbs Mission PowerPoint Task Cards Passage Writing Worksheet Assessment	SECOND GRADE GRAMMAR Adjectives Mission PowerPoint Task Cards Passage Writing Worksheet Assessment
---	---	--

Bundle 1 Linda Kamp

SECOND GRADE GRAMMAR

SECOND GRADE GRAMMAR Collective Nouns Mission PowerPoint Task Cards Passage Writing Worksheet Assessment	SECOND GRADE GRAMMAR Possessive Nouns Mission PowerPoint Task Cards Passage Writing Worksheet Assessment	SECOND GRADE GRAMMAR Pronouns Mission PowerPoint Task Cards Passage Writing Worksheet Assessment
--	--	--

Bundle 2 Linda Kamp

SECOND GRADE GRAMMAR

SECOND GRADE GRAMMAR Verb Tenses Mission PowerPoint Task Cards Passage Writing Worksheet Assessment	SECOND GRADE GRAMMAR Irregular Past Tense Verbs Mission PowerPoint Task Cards Passage Writing Worksheet Assessment	SECOND GRADE GRAMMAR Using Quotation Marks Mission PowerPoint Task Cards Passage Writing Worksheet Assessment
---	--	---

Bundle 4 Linda Kamp

SECOND GRADE GRAMMAR

SECOND GRADE GRAMMAR Contractions Mission PowerPoint Task Cards Passage Writing Worksheet Assessment	SECOND GRADE GRAMMAR Compound Words Mission PowerPoint Task Cards Passage Writing Worksheet Assessment	SECOND GRADE GRAMMAR Using Commas Mission PowerPoint Task Cards Passage Writing Worksheet Assessment
--	--	--

Bundle 3 Linda Kamp

SECOND GRADE GRAMMAR

SECOND GRADE GRAMMAR Context Clues Mission PowerPoint Task Cards Passage Writing Worksheet Assessment	SECOND GRADE GRAMMAR Alphabetical Order Mission PowerPoint Task Cards Passage Writing Worksheet Assessment	SECOND GRADE GRAMMAR Dictionary Skills Mission PowerPoint Task Cards Passage Writing Worksheet Assessment
---	--	---

Bundle 5 Linda Kamp

SECOND GRADE GRAMMAR

SECOND GRADE GRAMMAR Simple & Compound Sentences Mission PowerPoint Task Cards Passage Writing Worksheet Assessment	SECOND GRADE GRAMMAR Adverbs Mission PowerPoint Task Cards Passage Writing Worksheet Assessment	SECOND GRADE GRAMMAR Prepositions Mission PowerPoint Task Cards Passage Writing Worksheet Assessment
---	---	--

Bundle 6 Linda Kamp