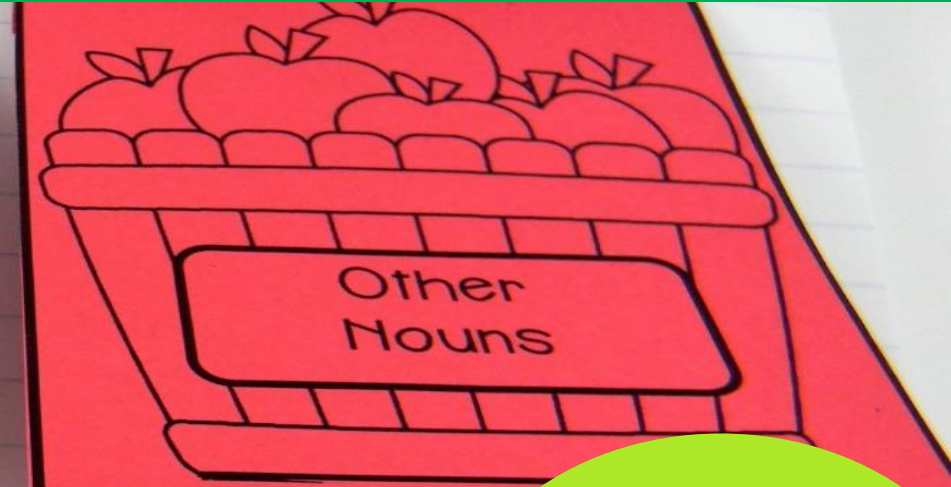



INTERACTIVE CRITICAL THINKING GRAMMAR NOTEBOOK



LINDA KAMP

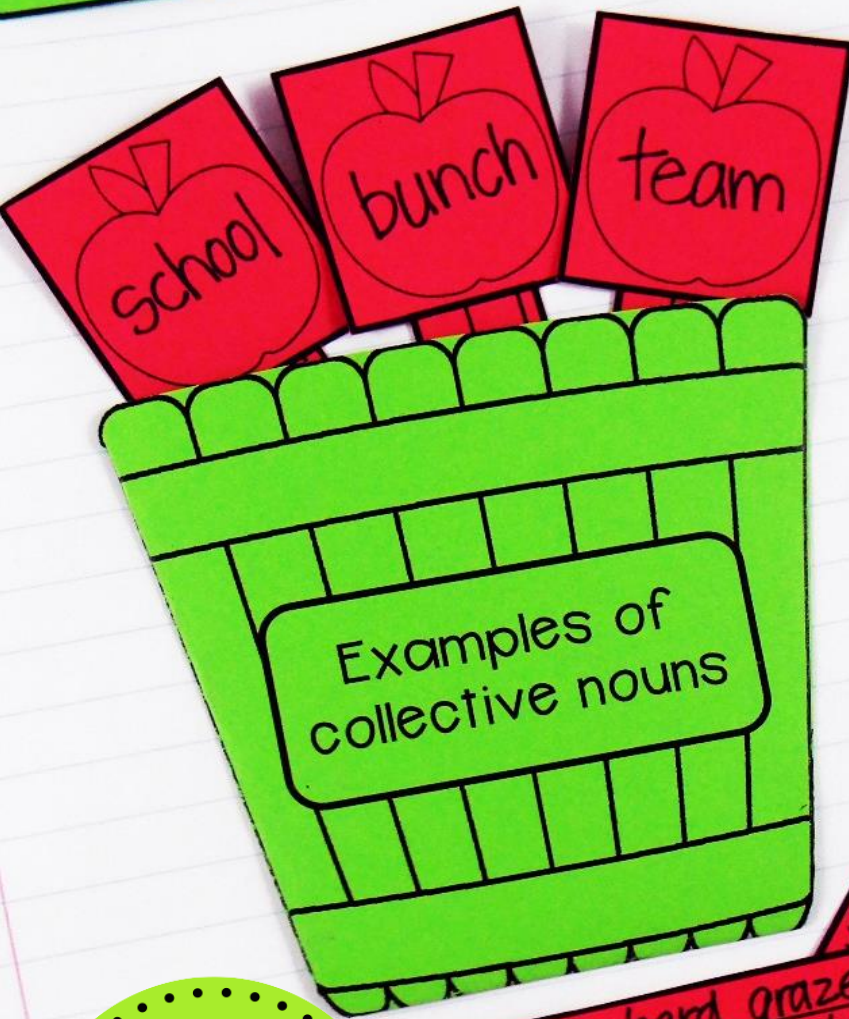
herd

swarm

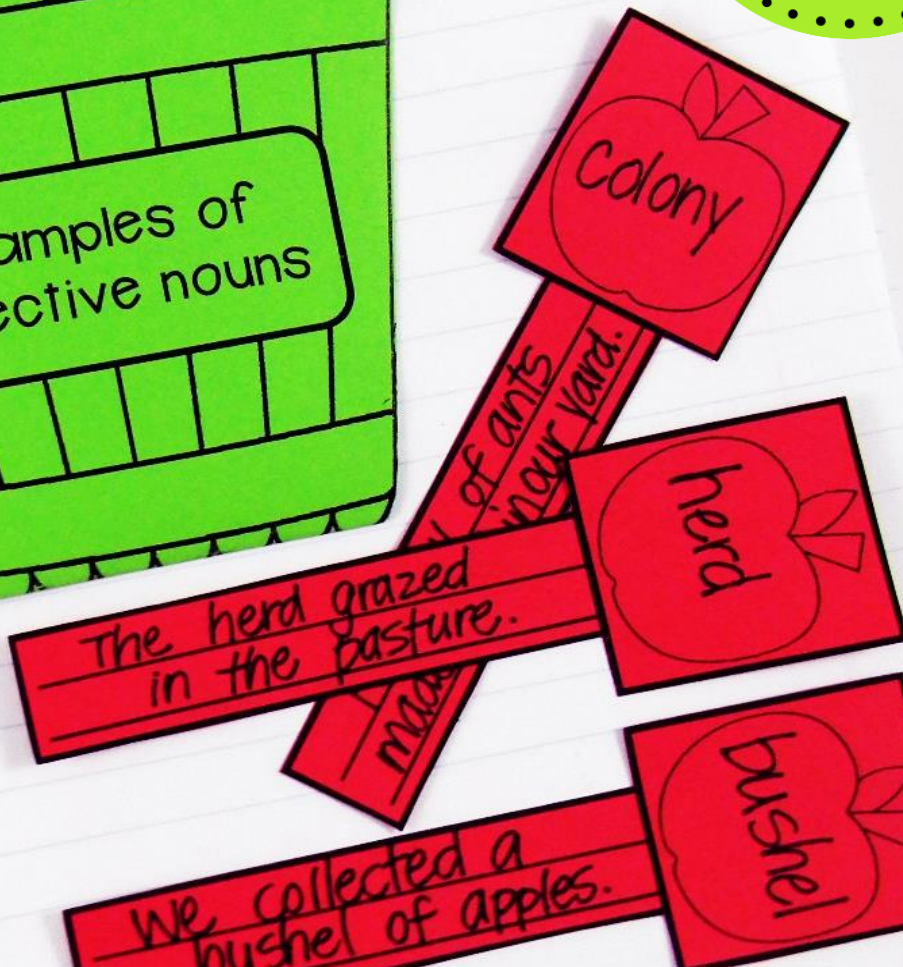
him

COLLECTIVE NOUNS

Collective Nouns



Apply



5 CRITICAL THINKING OBJECTIVES



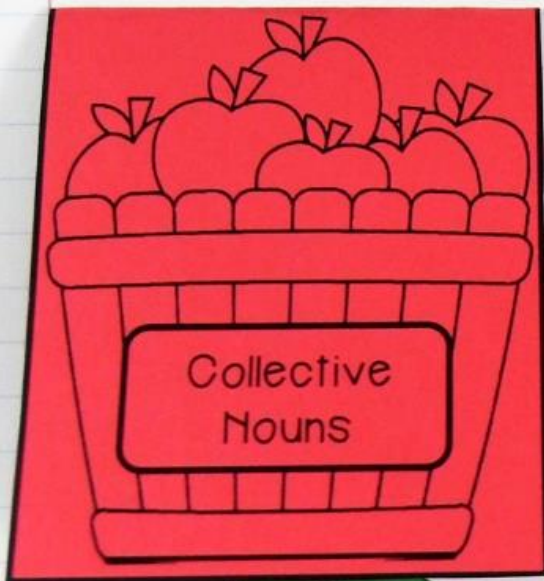


IDENTIFY
DEFINE
COMPARE
SORT
APPLY

Identify

Directions:

- Copy the templates on colored or white paper.
- Glue the title label to the top of the page.
- Write examples of collective nouns on each apple.
- Use each word in a sentence on the stick.
- To make the bushel basket, fold tabs to the
- Back and glue into notebook.
- Place the apples in the basket.

Collective Nouns

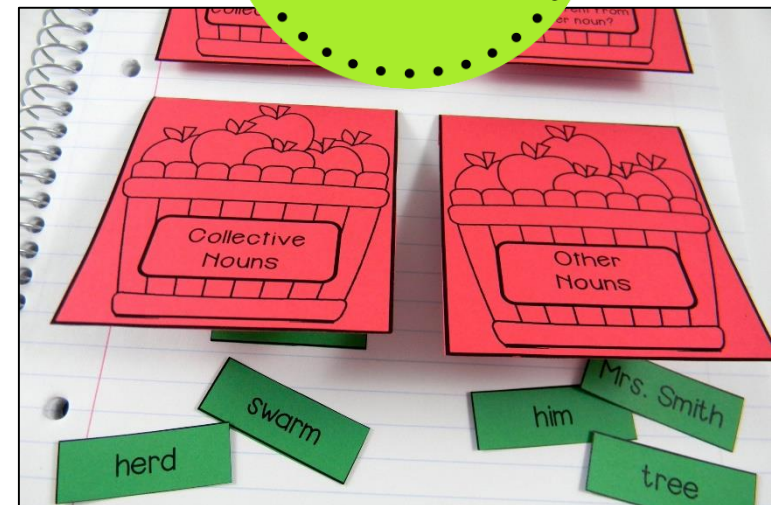


Define & Compare

Directions:

- Fold the tabs back and glue the flaps into the notebook as shown.
- Define and compare under the top flaps.
- Cut out the word cards. Sort and glue the cards under the correct flap.

Sort



Collective Nouns

collective noun-
the word used to
name a group of
people, animals,
or things

Word Bank
bushel
bouquet
colony
pod
flock
herd
gaggle
orchard
school
choir

a group
of flowers

a group
of apples

a group
of whales

a group
of ants

a group
of cows

a group
of sheep

a group
of trees

a group
of singers

a group
of fish

a group
of geese



Directions: 3 options

1

Glue the tree to the middle of the page. Glue the cards around the tree. Draw lines to match the word with the definition.


2

Glue the tree to the middle of the page. Students define a collective noun and generate a word bank.

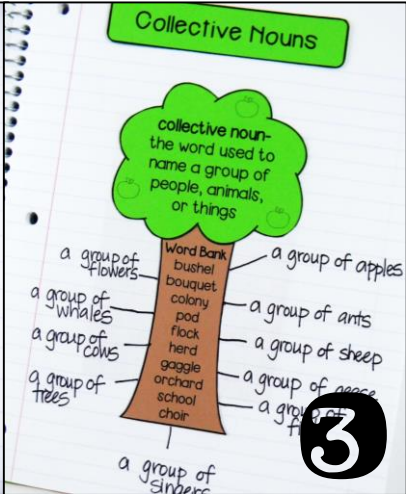
3

Glue the tree to the middle of the page. Students write the definitions of the collective nouns in the word bank.

1



2



3

Collective Nouns

Collective Nouns

a group of grapes

a group of fish

bunch

a group of students

a group of ants

a group of trees

a group of players

Apply

Directions:

Glue the flap book into the notebook. Students write the collective noun that is described under the correct flaps.