



# Holidays Around the World



**HOLIDAYS**  
Around the  
**WORLD**



**VISIT 17**  
**COUNTRIES**  
**WITH ENGAGING**  
**LESSONS**

France

Sweden

England

Kwanzaa

Italy

Russia

Mexico

Australia

China

Indonesia

India

Canada

Kenya

Germany

Israel

Saudi Arabia

United States

**TEACHING POWERPOINT + GOOGLE SLIDES**

# Holidays Around the World



## EACH COUNTRY INCLUDES:

- Detailed lesson plan
- PowerPoint lesson
- 2 Exit ticket options for assessment
- Reading Passage with text dependent questions
- Passport
- Projectable world map
- Souvenir writing craft
- Video & book links

**Map of the WORLD**

**Send home a SOUVENIR**

Make a souvenir post card to send to your family.

Be sure to tell them something you learned about France.

**FRANCE HOLIDAY TRADITIONS**

**Letters to Père Noël**

At the beginning of December we write letters to Père Noël. We tell him all of the kind deeds we have done during the year in hopes he will bring us gifts. If we are naughty, he may bring us a bundle of twigs instead!

**FRANCE HOLIDAY CELEBRATIONS**

**St. Nicolas Day**

On December 6 we celebrate St. Nicolas Day. On St. Nicolas Eve, we clean and shine our shoes then put them outside with carrots, apples, or oats for St. Nicolas' donkey. If we have been good he fills our shoes with fruit, candy, and chocolate.

In the morning we run to the door to see what treats he left in our shoes. We might also find small toys hung on our Christmas tree.

**FRANCE HOLIDAY EVENTS**

**Lumières**

The most popular Christmas event is The Festival of Lights, Les Lumières as it is called. It is a four day festival. Colorful lights illuminate the town. Residents and shopkeepers place lighted lanterns in their windows.

**FRANCE HOLIDAY EVENTS**

**Les Marchés de Noël**

One of our favorite things to do during the holidays is to visit the Christmas markets, or Marchés de Noël. The markets are small villages of wooden booths decorated with twinkling lights.

Vendors sell handmade crafts, Christmas cakes, sausages, crepes, and santon figurines for the nativity scenes that most French families display at Christmas. The markets are a magical place for both children and adults.

**Welcome to FRANCE**

**Bon jour!**

The holiday season is an exciting time here in France! We celebrate for the entire month of December and begin preparing weeks in advance.

There are many festivals, markets, and celebrations leading up to Christmas Day and children across France wait anxiously for each one.

In France we say,  
**Joyeux Noël!**

**FRANCE HOLIDAY FOODS**

**Desserts de Noël**

After dinner can last for hours in France. In France we serve thirteen desserts! After 3 desserts of Christmas are set out on the table for three days.

A cake called la bûche de Noël is made with cheeses, figs, nougat, fresh breads, and nuts. Each dessert has symbolic meaning. Everyone has a bite of each dessert in order to bring good luck in the coming year.

**Before DEPARTING**

Complete your exit ticket.

Stamp your passport.

**FRANCE Post card craft**

**YULE LOG CAKE**

Materials (per student):  
1. Red card (copied)  
2. Scissors  
3. Glue  
4. Colored paper  
5. Yule log cake on brown paper  
6. Holly leaves on green paper  
7. Holly berries on red paper  
8. Hole punch  
9. Stamps  
10. Hole punch  
11. Stamps

Directions:  
1. Color the flag.  
2. On the left side of post card, glue the plate toward the bottom.  
3. Glue the Yule Log cake onto the plate.  
4. Glue the holly leaves to the top of the cake.  
5. Glue the holly berries to make berries. Glue to the holly.  
6. Glue the stamp to the cover of your suitcase.

Students write the post card to a family member sharing something they learned about the traditions of the country.

**Teacher Guide France**

**LESSON:**  
1. Introduce the country by projecting the PowerPoint and reading the first slide (Slide 2). Today we are going to talk about holiday traditions in France. We'll learn about some of the customs, see special foods, and visit some holiday events that take place in France.  
2. Read through each of the slides with students. Pausing to look at the pictures and read the captions.  
3. Hold a discussion comparing some of the foods, the gift-giver, and holiday activities of France with traditions in the United States or another country in this series.

**ASSESSMENT:**  
Students complete the exit ticket(s).

**WRAP UP:**  
1. Project the world map slide. Students locate and color the country on their maps.  
2. Students complete the passport by writing the date and one interesting fact they learned about the country. Students cut out and glue the country's stamp in their passport.

**EXTENSIONS:**  
Read aloud a related book or play the video below for students. Compare traditions in 3 countries using the flap book.

**INDEPENDENT PRACTICE:**  
Project the post card craft example slide. Students write a post card to their family describing something they learned about the country. Decorate the front of the post card with the craft.

**Read Aloud** **Video**

Christmas in France  
Madeline's Christmas  
Animated 23:42

**Departure: FRANCE**

1. The gift-giver in France is called \_\_\_\_\_.

2. \_\_\_\_\_ is celebrated on December 6.

**Departure: FRANCE**

Who is the gift-giver in France?

What other holiday besides Christmas is celebrated in December?

**Exit TICKETS**

**FRANCE**

Date of entry \_\_\_\_\_

Fun fact: \_\_\_\_\_

**FRANCE**

**PASSPORT**

**FRANCE**

Date of entry \_\_\_\_\_

Fun fact: \_\_\_\_\_

Signature \_\_\_\_\_

Photo \_\_\_\_\_

Holidays Around the World

**HOLIDAYS Around the WORLD**

Standards Alignment

**THIRD GRADE**

READING STANDARDS FOR INFORMATIONAL TEXT

**Prepping the Unit**

Teacher to do: \_\_\_\_\_

Notes: \_\_\_\_\_

Students to do: \_\_\_\_\_

Notes: \_\_\_\_\_

**HOLIDAYS Around the WORLD**

Standards Alignment

**SECOND GRADE**

READING STANDARDS FOR INFORMATIONAL TEXT

RI.2.1 Analyze main ideas and supporting details presented in diverse media and formats, including visually quantitative displays, to describe how ideas and information are conveyed.

RI.2.2 Identify the main topic and central idea of a text and analyze how it is conveyed through particular details.

RI.2.4 Determine the meaning of words and phrases as they are used in a text, including figurative and connotative meanings.

RI.2.7 Explain how an individual sentence contributes to the overall meaning and purpose of a text.

RI.2.10 Analyze the main purpose and central idea of a text and analyze how it is conveyed through particular details.



# Holidays Around the World

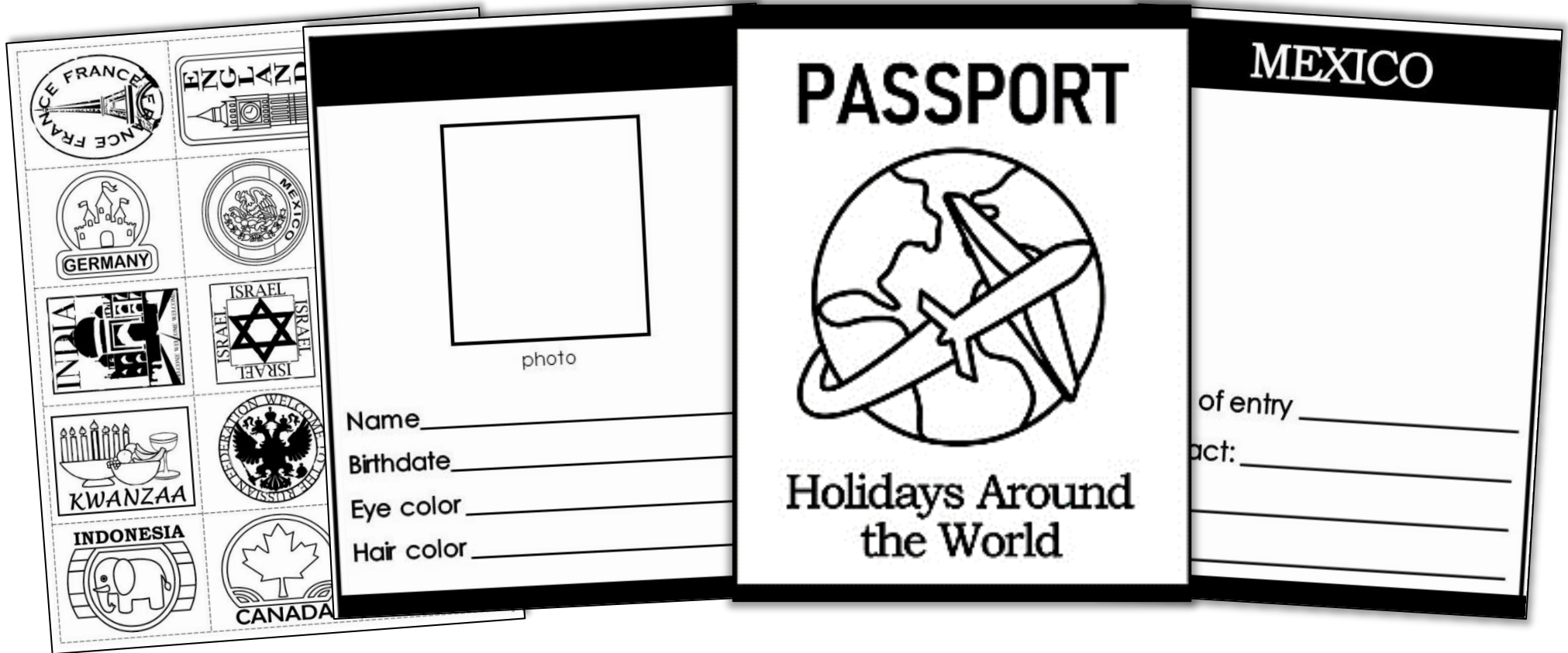


## SUITCASE FOLDER

Keep students organized in a fun and easy way as they travel around the world!



# Holidays Around the World



## STUDENT PASSPORT

With pages and stamps  
for 17 different countries

# Holidays Around the World



## ENGAGING LESSONS on PowerPoint & Google Slides™

### Welcome to FRANCE



Bon jour!

The holiday season is an exciting time here in France! We celebrate for the entire month of December and begin preparing weeks in advance.

There are many festivals, markets, and celebrations leading up to Christmas Day and children across France wait anxiously for each one.

In France we say,  
**Joyeux Noël!**





Eiffel Tower, Paris France

©2018 Linda Kemp

FRANCE HOLIDAY CELEBRATIONS



**St. Nicolas Day**

On December 6 we celebrate St. Nicholas Day. On St. Nicholas Eve, we clean and shine our shoes then put them outside with carrots, apples, or oats for St. Nicholas' donkey. If we have been good he fills our shoes with fruit, candy, and chocolate.

In the morning we run to the door to see what treats he left in our shoes. We might also find small toys hung on our Christmas tree.



FRANCE HOLIDAY TRADITIONS



**Letters to Père Noël**

At the beginning of December we write letters to Père Noël. We tell him all of the kind deeds we have done during the year in hopes he will bring us gifts. If we are naughty, he may bring us a bundle of twigs instead!



There is a law in France stating the post office must send a post card to each child who writes to Père Noël telling them their letter was delivered!



FRANCE HOLIDAY FOODS

**Les desserts de Noël**

can last for hours in France. There are thirteen desserts! After Christmas are set out on a table for three days.

The most popular is called *la bûche de Noël* is a cake of chestnuts, figs, nougat, fresh fruit, and nuts. Each dessert has its own meaning. Everyone has at least one dessert in order to bring good luck for the coming year.



*La bûche de Noël*



*Cherries* *Dried fruit, nuts and honey*

FRANCE HOLIDAY EVENTS

**Les fêtes de Noël**

Favorite things to do during the holiday season is to visit the Christmas markets. The markets are set up in wooden booths with twinkling lights.

Handmade crafts, Christmas decorations, crepes, and nativity scenes that most people display at Christmas. It is a magical place for children and adults.



*Freshly made crepe*



FRANCE HOLIDAY EVENTS

**Festival of Lights**

One of the most famous events is the Festival of Lights. It is a four day festival. Colorful lights and shopkeepers place lighted displays from all around France to see.



*Festival of Lights, Lyon France*

# Holidays Around the World



## EXIT TICKETS

Easily differentiate your assessment with two formats: short written response or fill in the blank.

## READING PASSAGES

Ideal for small reading groups  
Passages & questions in second – third grade reading level.



# DIGITAL Exit Ticket QUIZZES

Departing: **INDONESIA** 





1. Why is Eid celebrated at different times each year?  
Type here \_\_\_\_\_

2. What is a ketupat?  
Type here \_\_\_\_\_

3. How do people decorate their homes for Eid?  
Type here \_\_\_\_\_

**EASILY  
ASSESS  
STUDENTS**  
with  
**DIGITAL  
versions**

# Holidays Around the World



## Holidays in SWEDEN



Did you know the Swedish Santa Claus is a gnome? In Sweden, a small gnome named Tomten brings the gifts on Christmas Eve. His sleigh is pulled by a Yule goat. Children leave out porridge for Tomten and carrots for his goat. People believe that if they don't, Tomten will leave their house!



Tomten the Swedish Santa Claus

Two weeks before Christmas, Swedish people celebrate Saint Lucia's Day. Many towns have a parade to honor her. The oldest daughter wears a long white dress and a crown with candles. On Christmas Eve, Swedish families share a meal at lunchtime. Most holiday dishes include fish. The meal also includes stuffed cabbage and potatoes. Sweet breads are often served for dessert.

Many families in Sweden cut their own Christmas trees. A few days before Christmas they look for the perfect tree. The trees are decorated with lights and tinsel. You will find angels, stars, and Yule goats made of straw on most trees. The Yule goat is one of the most popular holiday decorations in Sweden.

How is Tomten different from other Santas?

Type here

When is Saint Lucia's Day? Type here

What might you see on a Swedish Christmas tree? Type here

DIGITAL  
READING  
PASSAGES  
with questions  
for each  
country



# Holidays Around the World

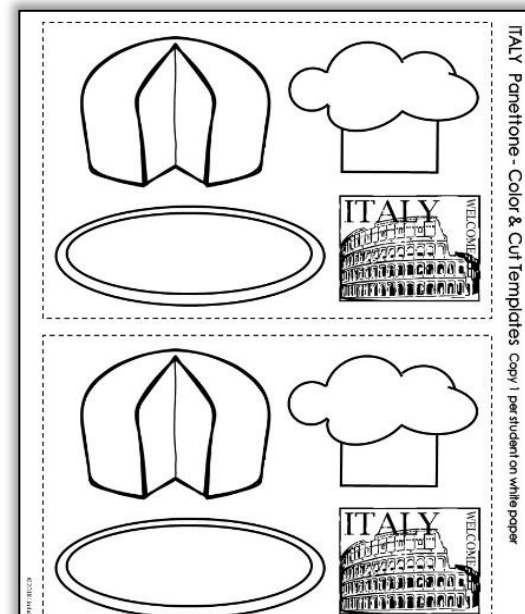


## SOUVENIR POST CARD CRAFTS

Simple one-page  
color & cut version

**OR**

Copy class templates  
on colored paper



Students make souvenir post cards **OR**  
Skip the postcards and just make the crafts!

# Holidays Around the World



Map of the WORLD

FRANCE ENGLAND ITALY  
 GERMANY MEXICO CHINA  
 INDIA ISRAEL SWEDEN  
 KWANZAA RUSSIA AUSTRALIA

Comparing HOLIDAYS

ENGLAND ITALY SWEDEN

**ADDITIONAL RESOURCES**  
 in PRINT & DIGITAL  
 with moveable pieces

Map of the WORLD

World Flags for Flap Book Cover

CANADA INDONESIA

FRANCE ENGLAND ITALY  
 GERMANY MEXICO CHINA  
 INDIA ISRAEL SWEDEN

Comparing HOLIDAYS

Comparing HOLIDAYS

Country	Celebrations	Traditions	Gift Giver	Holiday Foods
ENGLAND				
AUSTRALIA				
ISRAEL				
CANADA				
KWANZAA				
INDIA				
MEXICO				
ITALY				
FRANCE				
INDONESIA				
SWEDEN				
RUSSIA				
GERMANY				
CHINA				

# Holidays Around the World



3. a holiday activities in Israel with traditions in the States or another country in this series.

### ASSESSMENT:

Students complete the exit ticket(s).

### WRAP UP:

1. Project the world map slide. Students locate and color the country on their maps.
2. Students complete the passport by writing the date and one interesting fact they learned about the country. Students cut out and glue the country's stamp in their passport.

### EXTENSION:

Compare traditions in 3 countries using the flap book. Read aloud a related book or play the video below for students.

### INDEPENDENT PRACTICE:

Project the post card craft example slide. Students write a post card to their family describing something they learned about the country. Decorate the front of the post card with the craft.

Read Aloud

Video



[Celebrate Hanukkah](#)  
National Geographic



[The Story of Hanukkah](#)



[Hanukkah: Festival of Lights](#)  
National Geographic Kids 2:41




## VIRTUAL FIELD TRIPS

To every country!

Video links make your lessons come alive so students feel like they're actually there!

©2018 Linda Kamp

# Holidays Around the World



## UNIT BINDER

- Teacher guide
- Prewritten lesson plans
- Standards alignment
- Easy prep checklist
- Directions with photos
- Book & video links
- Assessments

**TEACHING IN  
DECEMBER JUST  
GOT EASIER!**





# Holidays Around the World



**HOLIDAYS  
AROUND THE  
WORLD**

**PRINT & DIGITAL**



You may also like this  
**DIGITAL SCRAPBOOK**  
& Collaborative  
**RESEARCH PROJECT**

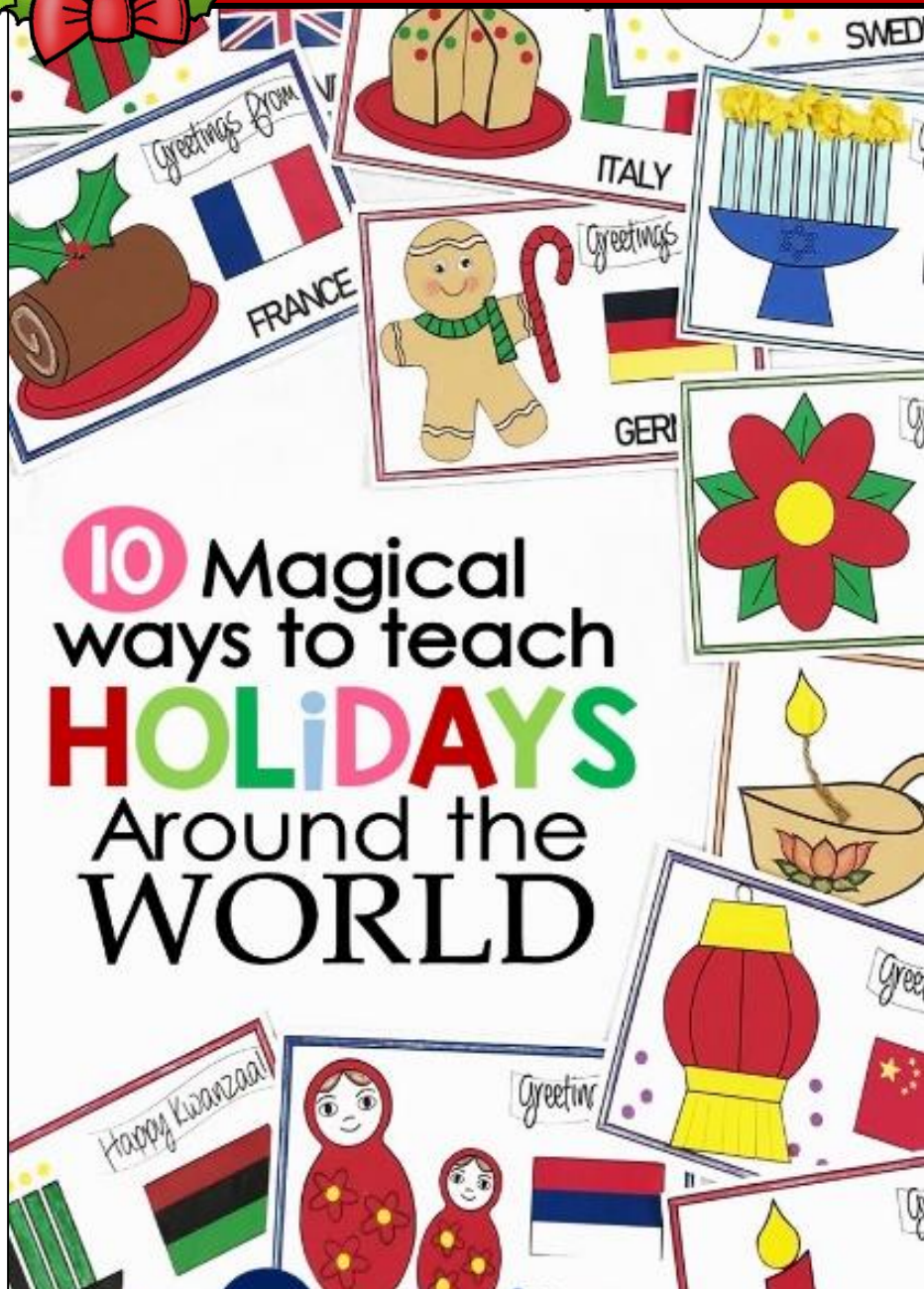
**HOLIDAYS  
AROUND THE WORLD  
DIGITAL SCRAPBOOK**

**& COLLABORATIVE RESEARCH PROJECT**

Sold separately



# Holidays Around the World



Learn how to make  
Holidays Around  
the World  
even more

*magical!*



[Click here](#)