

Teaching SLIDES

Daily teaching slides & interactive practice activities

Introduce the Rule



Magic e at the end of a short vowel word makes the vowel say its name.



tub



tube

Practice



fin

hop

ee

fine

hope

Build and Read

b df
hjk
lmnp
arstv



Drag letters to build words.

cage

Read and Cover



The pages will fade with age.

We made a cage to keep it safe.

Mom will bake a cake for Pete.

We put tape on the box to save it.

She will be brave inside the cave.

Drag shapes to cover words with magic e.



Say and Spell

aeiou

rose

kite

abcd

fghijklm

nopqrst

vwxyz



Dictate words for students to spell.

on PowerPoint & Google Slides™

Teaching SLIDES



Students can use
the slides again
independently!

that double as phonics centers

Consistent ROUTINES

Standards alignment

Common Core State Standards

First Grade

RF.1.2 Demonstrate understanding of spoken vowels (phonemes).

RF.1.2A Distinguish long from short vowel sounds in single-syllable words.

RF.1.2B Orally produce single-syllable words, including consonant blends.

RF.1.2.C Isolate and pronounce initial, medial (phonemes) in spoken single-syllable words.

RF.1.2.D Segment spoken single-syllable words into individual sounds (phonemes).

Weekly Routine & Lesson Plans		
Day	Lesson Slides	Tasks / Practice / Centers
1-2	Introduce the Rule Practice adding e Build and Read	1. Introduce the phonics rule. Apply the rule by adding e at the end of CVC words. 2. Work through the <i>Practice</i> slides with students. Change short vowel words to long vowel words by adding e. Read CVCC words together on the <i>Read the Words</i> slides. 3. Call on students to <i>Build and Read</i> words. Centers: Word builder cards / mats Spell it task cards
2	Continue Build & Read Play Find and Write	1. Review and continue <i>Build and Read</i> slides. 2. Ask students to take out paper or whiteboards. Present the <i>Find and Write</i> slides for students to use.

Weekly Routine

Monday Build and Read
isolate sounds | build words | read

Tuesday Find and Write
identify patterns | write words

Wednesday Tap and Spell
segment sounds | spell words

Thursday Read and Cover
identify vowel patterns | read fluently

Friday Letter Ladders | Assessment
generate | spell | write

© Linda Ward Beech, All rights reserved.


Implement a consistent daily routine

- daily 15-minute lessons
- whole group practice
- reading in context
- spelling & writing
- word work centers
- assessment

PLUS materials for small group instruction


Visual SUPPORT

Magic e at the end of a short vowel word makes the vowel say its name



tub tube

Long u




mule

Read the words.

bike
kite
fire
dime
line

Long o



Read the words.

nose joke
bone hose
robe hole

Long A



cake

vase cage tape cake
rake cave date make


Long O



rose

nose robe tone code
hole joke bone hose


Long I



hive


kite five line time
side bike rice wire

Long a



Read the words.

Long u



Read the words.

cube rude
tune fuse
huge rule
tube prune
mute flute

mule

Word BUILDING



Fluency PRACTICE



Sentence games



Word games

Activity **BOOKLETS**

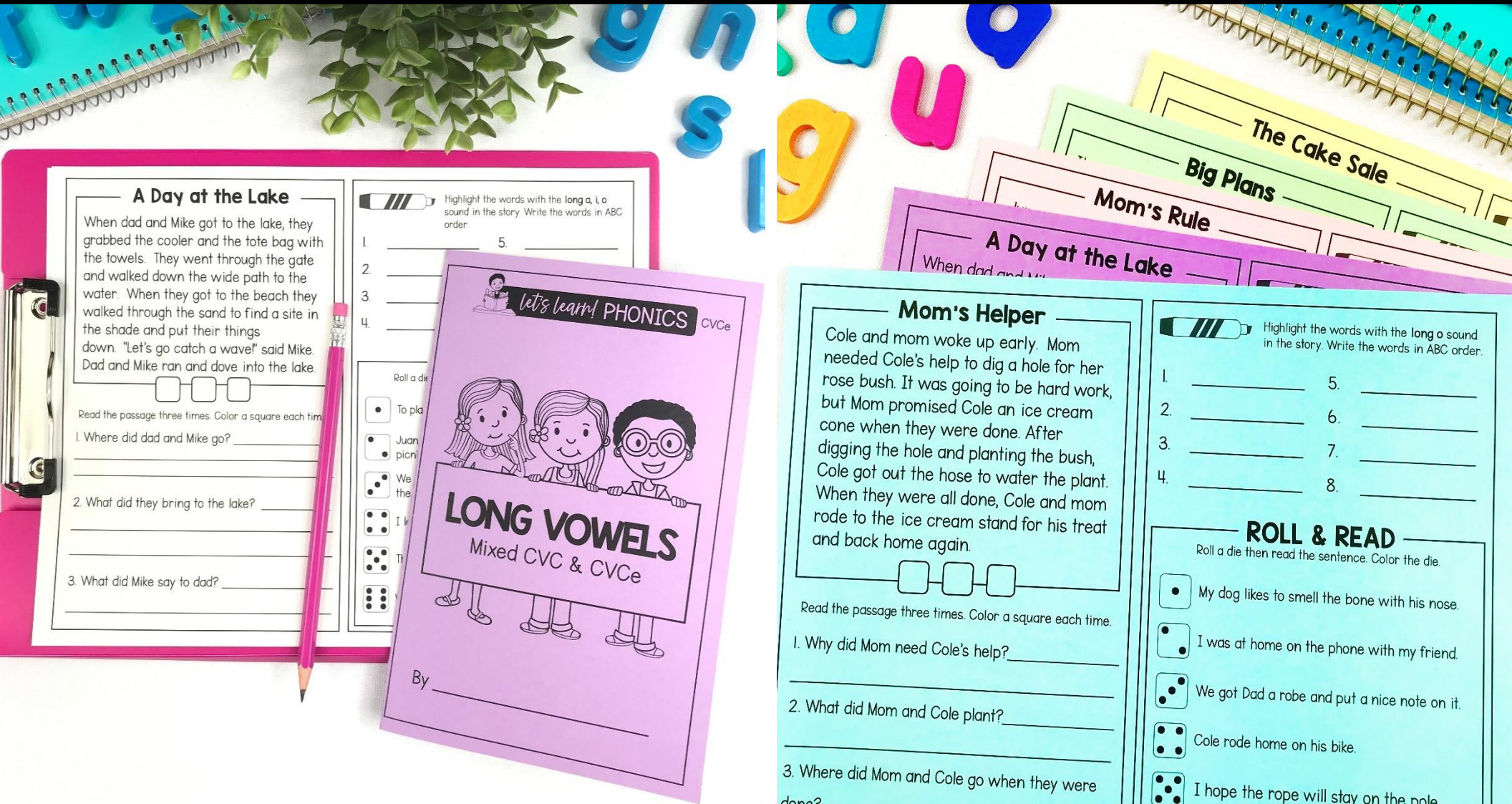


6 Ready to use booklets with six activities inside. Ideal for homework, centers & interventions

Inside the booklets:


- phonics passage
- comprehension questions
- sound identification
- reading decodable sentences
- writing sentences
- ABC order

Comprehension ACTIVITIES




Engaging phonics stories with comprehension questions

Engaging CENTERS



A variety of ways to practice reading, writing & spelling

Flexible **OPTIONS**



Multiple ways to use the resources

- clip correct answers
- circle on laminated task cards
- use the recording sheet

Small Group **SUPPORT**



- Large letter cards
- Small student cards
- Word building mats
- Picture cards
- Word cards

g

a

a	b	c	d	e	f
g	h	i	i	k	l
ace	age	ape	ake		
ate	ane	ice	ive		
ire	ide	ike	ose		
ope	one	ote	ode		
ule	use	uge	ube		

Printable PRACTICE

CVCe Mixed Practice

Name _____

Write the picture names.

Use the words you wrote above to complete the sentences.

Jane has a pet _____ at home. One day her pet ate a _____. Jane's mule did not like the thorns. Jane got a _____ to get the thorns out of the mule's pen. Then she used the _____ to give her mule some water. Now the pet mule is happy.

Read and color. Circle the long vowel words in each sentence.

_____ Cole wore his _____

5 No prep practice pages ideal for

- homework
- assessment
- interventions
- added practice

TEACH PRACTICE ASSESS

Let's learn! **PHONICS**

Teaching LESSON SLIDES | Hands-on CENTERS | Phonics PASSAGES | Small Group RESOURCES | Practice WORKSHEETS

AROUND the KAMPFIRE Linda Kamp

CVCe LONG VOWELS

25 Resources to help your students master foundational phonics skills

Also available:

Let's learn! **PHONICS**

Teaching LESSON SLIDES | Hands-on CENTERS | Phonics PASSAGES | Small Group RESOURCES | Homework & ASSESSMENTS

AROUND the KAMPFIRE Linda Kamp

CVC SHORT VOWELS

Let's learn! **PHONICS**

Teaching LESSON SLIDES | Hands-on CENTERS | Phonics PASSAGES | Small Group RESOURCES | Practice WORKSHEETS

AROUND the KAMPFIRE Linda Kamp

CVCC WORD FAMILIES