

# Included in the unit:



An entire week of grammar including:

- 15-Minute daily routine
- Lesson plan
- Teaching PowerPoint
- Practice worksheet
- Reading passage
- Writing activity
- Center task cards
- Assessment
- Skill poster

# Daily Grammar Practice

Each unit follows a simple & effective weekly routine

## Daily Routine

**Monday** Minilesson | Group practice

**Tuesday** Partner practice & worksheet

**Wednesday** Center activity

**Thursday** Reading passage & writing activity

**Friday** Assessment

## ADVERBS

Second Grade Grammar  
L.2.1.E

### Monday

- Minilesson

\*Each day's lesson & activity is designed to take 15 minutes.

1. Project the teaching PowerPoint. Introduce the weekly grammar skill. Read the lesson slides with students.
2. Follow the minilesson with whole group practice. For the first practice slide, up to 32 students can play. Call on a student to read the first word on the list and tell if it is an adverb or not. The next student slides a check or X to the word. There is one other practice slide to help students practice with adverbs and the words they modify. This can be used to replace the first practice or in addition to the first practice. One of the practice activities can also be used on another day to help students review the skill.
3. Students work with a partner for the partner practice slide. Students use a journal, scrap paper, or whiteboards for the writing portion of the slide.

### Tuesday

- Practice worksheet

1. Review the minilesson slides if needed. Project the Talk About It slide for students to review further.

2. Students complete the practice worksheet.

### Wednesday

- Task Card Center

Students continue practice using task cards. Use the cards as a literacy center or place them around the room for students to "roam the room" to complete with a partner. Another option is to spread the cards onto desks. Students complete the card and pass it on to the next student. Students can complete the cards in any order.

## ADVERB

a word that  
**describes a verb,**  
**an adjective,** or  
**another adverb**



The mouse ran **quickly**  
under the table.



With lesson plans, poster & teacher directions

# Day 1 Introduce the Skill

## Minilesson & activity slides on PowerPoint

- Teaching slides to introduce the skill
- Interactive slides with moveable pieces to model & practice whole group
- Partner slides to review & practice together

Adverbs Tell **How Often**

The tea

WHAT DOES IT DESCRIBE? PRACTICE

I'm leaving for work now!

Find the adverb

Tara v

Adverbs Tell **Where**

We m

I usua

How o  
team

ADVERBS

Adverbs are words that describe verbs, adjectives, or other adverbs.

HOW	WHEN	WHERE
quickly	now	o
happily	tomorrow	eve
carefully	soon	son
quietly	before	

IS IT AN ADVERB? PRACTICE

green

sadly

today

slide

neatly



yes



no

What is an **adverb**?

Adverbs can describe...

HOW

WHE

Adverbs Tell **How**

The team **played excitedly**.

What is an **adverb**?

What is an **adverb**?

Adverbs de  
more about  
adjective  
other adv

Adverbs are words used to describe verbs, adjectives, or other adverbs.

For example,

The mouse ran **quickly**.




# Day 2 Partner & Independent Practice



## TALK ABOUT IT

**Review**

Tell your partner what an adverb is.



## PARTNER PRACTICE

I am leaving tomorrow for my vacation.  
The swan swims gracefully in the pond.  
We searched everywhere for the key.



Tell your partner the adverbs in each sentence and the words they modify. Write them on your paper.



## Partner practice slides



Name \_\_\_\_\_

Adverbs Practice

Circle the adverbs in each sentence. Underline the word it is describing. Write the adverbs on the lines below.

Our school talent show happened yesterday. I really loved seeing everyone perform. Between each act, the audience waited quietly. But as soon as each performer went on stage, the crowd cheered loudly! We got to watch Kara dance gracefully on stage. We also got to hear Craig sing beautifully. I've never seen such a great show in my life!

---

---

---

---

---

---


---



Cut out the words. Glue them into the correct box.

Adverbs

Adjectives



usually	furry	inside	carefully
nice	cute	today	smooth



# Worksheet for independent practice

# Day 3 Center activity

**ADVERBS**  
Grammar Center

Grammar Center  
**ADVERBS**

1 \_\_\_\_\_ 11 \_\_\_\_\_  
2 \_\_\_\_\_ 12 \_\_\_\_\_

Task card game for students to practice independently at a grammar center

Which word is an adverb?

warm  
cheerfully  
sandy

Which word is an adverb?

cook  
cute  
soon

Which word is NOT an adverb?

early

Which word is NOT an adverb?

sweet

Which word in the sentence is an adverb?

Maya was very excited to go shopping.

Which word in the sentence is an adverb?

I could barely see through the thick fog.

Which word in the sentence is an adverb?

John ran down the street and scored.

Which word in the sentence is an adverb?

We're going to see a movie tomorrow.

Which word in the sentence is an adverb?

Alex waited patiently at the doctor's office.

Or use them whole group

- for a Gallery walk or a Roam the Room
- to play Scoot
- to project them on your whiteboard to play

# Day 4 Apply the skill in writing


Easily differentiate with three formats to choose from

1. Students write a newspaper story using words in the target skill.

2. Students who need more guidance use the word bank version.

3. Students read the article and circle words in the target grammar skill.

Adverbs  
**GRAMMAR GAZETTE EXTRA! EXTRA!**  
**All About the Giant Panda**  
Pandas are cute and interesting animals. Did you know they are rarely found in the wild? There are only 500 of them living in their habitats today. Their diet is made up of lots of bamboo. The pandas usually spend up to 12 hours a day eating.




Adverbs  
**GRAMMAR GAZETTE EXTRA! EXTRA!**


Adverbs  
**GRAMMAR GAZETTE EXTRA! EXTRA!**

Title \_\_\_\_\_

Written by \_\_\_\_\_



1



2

Picture for a news story. Circle the adverbs in the word bank to help you or use your own words.

eat rarely in China  
usually cute swim climb

# Day 5 Assessment

## Adverbs Assessment

Name \_\_\_\_\_

Circle the adverbs in each sentence. Underline the word that the adverb describes.

1. I walked slowly through the forest to enjoy nature.
2. People go to the pond and feed the ducks daily.
3. We will play tomorrow at recess.
4. The toddler ran wildly around the house.
5. I'm very excited to see my cousins on Saturday!
6. Can we go somewhere warm for our vacation?

Write a sentence about what you like to do on weekends. Use 2 or more adverbs. Circle the adverbs in your sentence.

---

---

Read the sentences. Choose the best adverb from the word bank to complete each sentence and write it in the blank.

7. Trish ran \_\_\_\_\_ to her room after school.
8. The team shouted \_\_\_\_\_ after winning the game.
9. I've \_\_\_\_\_ liked broccoli very much.
10. Tom \_\_\_\_\_ completed his test and turned it in.
11. I \_\_\_\_\_ enjoyed the movie we saw!

Students take an easy-to-grade assessment

With simple questions to determine if students can:

- identify the skill
- generate examples
- apply the skill in writing

# Why Daily Grammar Practice?

## SECOND GRADE GRAMMAR



Minilesson

PowerPoint

Task Cards

Passage

Writing

Worksheet

Assessment

# Adverbs

- Easy to implement 15-minute daily routine
- Ready-to-use lessons and activities
- The no-fluff tasks fit easily into your schedule
- Students practice and apply the skill in a variety of ways
- Partner talk engages all students
- Simple, easy to grade activities
- No prep required-Make copies and that's it!



# Additional Second Grade Grammar



[Click here](#) to see all Second Grade Grammar units & bundles

**SECOND GRADE GRAMMAR**

<b>SECOND GRADE GRAMMAR</b> Nouns MiniLesson PowerPoint Task Cards Passage Writing Worksheet Assessment	<b>SECOND GRADE GRAMMAR</b> Verbs MiniLesson PowerPoint Task Cards Passage Writing Worksheet Assessment	<b>SECOND GRADE GRAMMAR</b> Adjectives MiniLesson PowerPoint Task Cards Passage Writing Worksheet Assessment
<b>SECOND GRADE GRAMMAR</b> Plural Nouns MiniLesson PowerPoint Task Cards Passage Writing Worksheet Assessment	<b>SECOND GRADE GRAMMAR</b> Irregular Plural Nouns MiniLesson PowerPoint Task Cards Passage Writing Worksheet Assessment	<b>SECOND GRADE GRAMMAR</b> Common & Proper Nouns MiniLesson PowerPoint Task Cards Passage Writing Worksheet Assessment

**Bundle 1** Linda Kamp

**SECOND GRADE GRAMMAR**

<b>SECOND GRADE GRAMMAR</b> Collective Nouns MiniLesson PowerPoint Task Cards Passage Writing Worksheet Assessment	<b>SECOND GRADE GRAMMAR</b> Possessive Nouns MiniLesson PowerPoint Task Cards Passage Writing Worksheet Assessment	<b>SECOND GRADE GRAMMAR</b> Pronouns MiniLesson PowerPoint Task Cards Passage Writing Worksheet Assessment
<b>SECOND GRADE GRAMMAR</b> Sentence Types MiniLesson PowerPoint Task Cards Passage Writing Worksheet Assessment	<b>SECOND GRADE GRAMMAR</b> Capitalization MiniLesson PowerPoint Task Cards Passage Writing Worksheet Assessment	<b>SECOND GRADE GRAMMAR</b> Homophones MiniLesson PowerPoint Task Cards Passage Writing Worksheet Assessment

**Bundle 2** Linda Kamp

**SECOND GRADE GRAMMAR**

<b>SECOND GRADE GRAMMAR</b> Contractions MiniLesson PowerPoint Task Cards Passage Writing Worksheet Assessment	<b>SECOND GRADE GRAMMAR</b> Compound Words MiniLesson PowerPoint Task Cards Passage Writing Worksheet Assessment	<b>SECOND GRADE GRAMMAR</b> Using Commas MiniLesson PowerPoint Task Cards Passage Writing Worksheet Assessment
<b>SECOND GRADE GRAMMAR</b> Prefixes MiniLesson PowerPoint Task Cards Passage Writing Worksheet Assessment	<b>SECOND GRADE GRAMMAR</b> Suffixes MiniLesson PowerPoint Task Cards Passage Writing Worksheet Assessment	<b>SECOND GRADE GRAMMAR</b> Abbreviations MiniLesson PowerPoint Task Cards Passage Writing Worksheet Assessment

**Bundle 3** Linda Kamp

**SECOND GRADE GRAMMAR**

<b>SECOND GRADE GRAMMAR</b> Verb Tenses MiniLesson PowerPoint Task Cards Passage Writing Worksheet Assessment	<b>SECOND GRADE GRAMMAR</b> Irregular Past Tense Verbs MiniLesson PowerPoint Task Cards Passage Writing Worksheet Assessment	<b>SECOND GRADE GRAMMAR</b> Using Quotation Marks MiniLesson PowerPoint Task Cards Passage Writing Worksheet Assessment
<b>SECOND GRADE GRAMMAR</b> Punctuation MiniLesson PowerPoint Task Cards Passage Writing Worksheet Assessment	<b>SECOND GRADE GRAMMAR</b> Shades of Meaning MiniLesson PowerPoint Task Cards Passage Writing Worksheet Assessment	<b>SECOND GRADE GRAMMAR</b> Multiple Meaning Words MiniLesson PowerPoint Task Cards Passage Writing Worksheet Assessment

**Bundle 4** Linda Kamp

**SECOND GRADE GRAMMAR**

<b>SECOND GRADE GRAMMAR</b> Context Clues MiniLesson PowerPoint Task Cards Passage Writing Worksheet Assessment	<b>SECOND GRADE GRAMMAR</b> Alphabetical Order MiniLesson PowerPoint Task Cards Passage Writing Worksheet Assessment	<b>SECOND GRADE GRAMMAR</b> Dictionary Skills MiniLesson PowerPoint Task Cards Passage Writing Worksheet Assessment
<b>SECOND GRADE GRAMMAR</b> Synonyms MiniLesson PowerPoint Task Cards Passage Writing Worksheet Assessment	<b>SECOND GRADE GRAMMAR</b> Literal & Nonliteral Language MiniLesson PowerPoint Task Cards Passage Writing Worksheet Assessment	<b>SECOND GRADE GRAMMAR</b> Formal & Informal Language MiniLesson PowerPoint Task Cards Passage Writing Worksheet Assessment

**Bundle 5** Linda Kamp