

Daily ROUTINE

Standards align

Common Core State Standard

First Grade
RF.1.2 Demonstrate understanding of phonemes.
RF.1.2.A Distinguish long from short vowels orally.
RF.1.2.B Orally produce single-syllable words, including consonant blends.
RF.1.2.C Isolate and pronounce (phonemes) in spoken single-syllable words.
RF.1.2.D Segment spoken single-syllable words into individual sounds (phonemes).

Day	Lesson Slides	Tasks / Practice / Centers
1-2	Introduce the Rule Read and Match Students: <ul style="list-style-type: none">learn & apply the rulebuild wordsblend soundsread words	1. Introduce the phonics rule. Work through the slides to introduce each r-controlled vowel sound. 2. Work through the <i>Read and Match</i> slides with students. Call on students to slide the pictures to match the words. 3. Choose slides of the pattern you are teaching. Call on students to blend and read the words on the slides or chant them as a whole group. Centers: <ul style="list-style-type: none">Word builder cards / matsSpell-it task cards
2	Build and Read Students: <ul style="list-style-type: none">build wordsblend sounds	1. Introduce additional r-controlled vowels. 2. Ask students to take out paper or whiteboards. Project the <i>Build and Read</i> slides. Say the picture names as a class. Call on students to slide letters to spell the picture names.

Daily Routine

Monday Introduce the Rule | Read and Match

Tuesday Build and Read

Wednesday Find and Write

Thursday Read and Cover

Friday Say and Spell | Assessment

© Linda Ward Beech, All rights reserved.

Unit includes:

- daily phonics routine
- mini-lessons on PowerPoint with practice slides
- phonics-based passages
- spelling & writing activities
- center activities
- materials for small groups
- phonics worksheets
- assessments

Mini-lesson SLIDES

62 teaching slides with mini-lesson & practice activities

Introduce the Rule



What is a diphthong?

A **diphthong** is a combination of two vowels, side by side, that make a new sound.

Introduce the Rule



Diphthongs ca

Introduce the Rule



Diphthongs combine to make one sound.



au



caught



haul

aw



down

oo

w

down

oy



drew

ew makes the



boot

oo makes th
hear in boot c



oyster



toy


oy makes the sound you

on PowerPoint & Google Slides™

Model & practice SLIDES

Whole group practice slides that students can use again independently


Read and Cover



The **jewel** has a sharp **point**.
She will **boil** the **stew** a **few** times.
The gold **coin** was my first **choice**.
Will you **renew** your books?
Sandra's **voice** **blew** me away.


Drag shapes to cover words with ew and oi.

Say and Spell Slide letters to make words.




c	r	aw	l
s	aw		

aw au
ew




Build and Read




bcdf
ghjk
lmnp

hau

Read and Match Read the words and match the pictures.



sauce



autumn

Find and Write



i j k l m
v w x y z

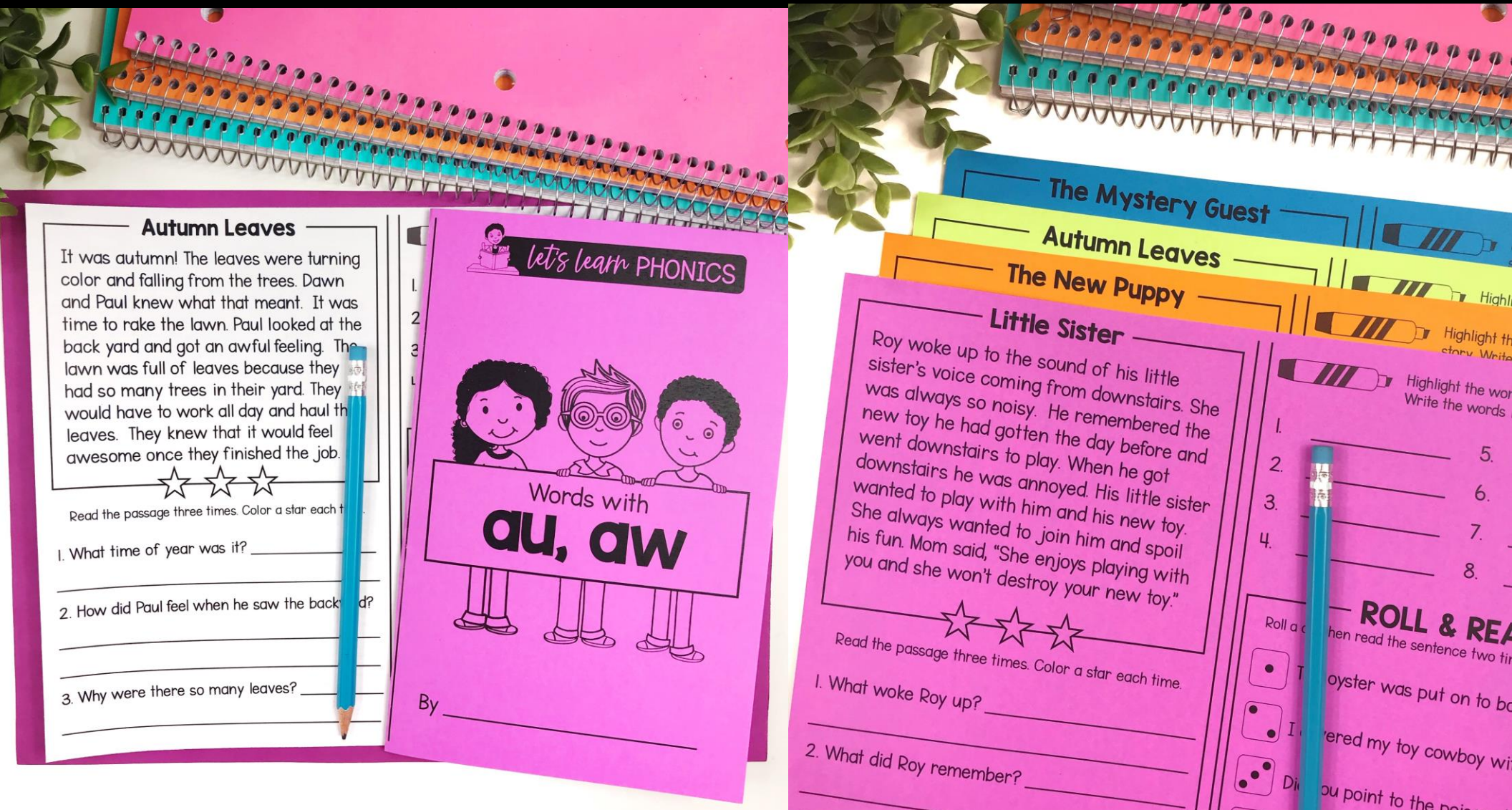
Reuse them as digital center games

Engaging CENTERS



20 Activities to practice reading, writing & spelling phonics patterns

Reading PASSAGES



Phonics stories & comprehension questions

Small Group MATERIALS



- Large letter cards
- Small student cards
- Word building mats
- Picture cards
- Word cards

g

a	b	c	d	e	f	
g	a	b	c	d	e	f
m	g	h	i	j	k	l
s	m	n	o	p	q	r

a b

au	aw	ew	oi
oo	ou	ow	oy
au	aw	ew	oi

Word BUILDING



Diphthongs included:

- au, aw, ew
- oi, ou, oy
- oo like book
- oo like moon
- ow like bow
- ow like crown

Easy prep centers

Printable WORKSHEETS

8

No-prep pages
with answer keys
ideal for:

- extra practice
- morning work
- homework
- interventions
- assessment

SPIN & WRITE
Spin and write the picture name.

Name _____ Words with oi

1. _____
2. _____

Write the picture names.

Name _____ Words with au

Spell the _____

Use the words above to complete the sentences.

1. Can you _____ the pile of trash off today?
2. It is the first day of _____!
3. My mom poured a lot of chocolate _____.
4. NASA will _____ a new space rocket next year.

Write the missing letters.

Write about the picture.

Activity **BOOKLETS**




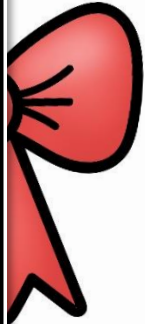

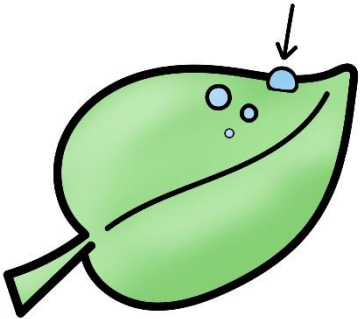




4 Ready to use booklets with six activities inside. Ideal for homework, centers & interventions

Inside the booklets:

- phonics based reading passage
- comprehension questions
- pattern identification
- reading decodable text
- ABC order

Full page POSTERS

<p>oy <u>toy</u></p> 	<p>ow <u>crow</u>n</p> 	<p>oo <u>book</u></p> 	<p>ow <u>bow</u></p> 
<p>oi <u>boil</u></p>  <p>foil soil spoil avoid point voice coin nois</p>	<p>ew <u>dew</u></p>  <p>new jewel stew knew grew blew preview</p>	<p>aw <u>saw</u></p>  <p>shawl paw jaw hawl draw straw crawl</p>	<p>au <u>haul</u></p>  <p>caught pause sauce launch vault daughter</p>

10 Printable Phonics Posters

TEACH PRACTICE ASSESS



Everything
you need to help
your students
master foundational
phonics skills!