

# SECOND GRADE

# GRAMMAR

# Bundle 3



## SECOND GRADE GRAMMAR



- Minilesson
- PowerPoint
- Task Cards
- Passage
- Writing
- Worksheet
- Assessment

### Contractions

## SECOND GRADE GRAMMAR



- Minilesson
- PowerPoint
- Task Cards
- Passage
- Writing
- Worksheet
- Assessment

### Compound Words

## SECOND GRADE GRAMMAR



- Minilesson
- PowerPoint
- Task Cards
- Passage
- Writing
- Worksheet
- Assessment

### Using Commas

## SECOND GRADE GRAMMAR



- Minilesson
- PowerPoint
- Task Cards
- Passage
- Writing
- Worksheet
- Assessment

### Prefixes

## SECOND GRADE GRAMMAR



- Minilesson
- PowerPoint
- Task Cards
- Passage
- Writing
- Worksheet
- Assessment

### Suffixes

## SECOND GRADE GRAMMAR



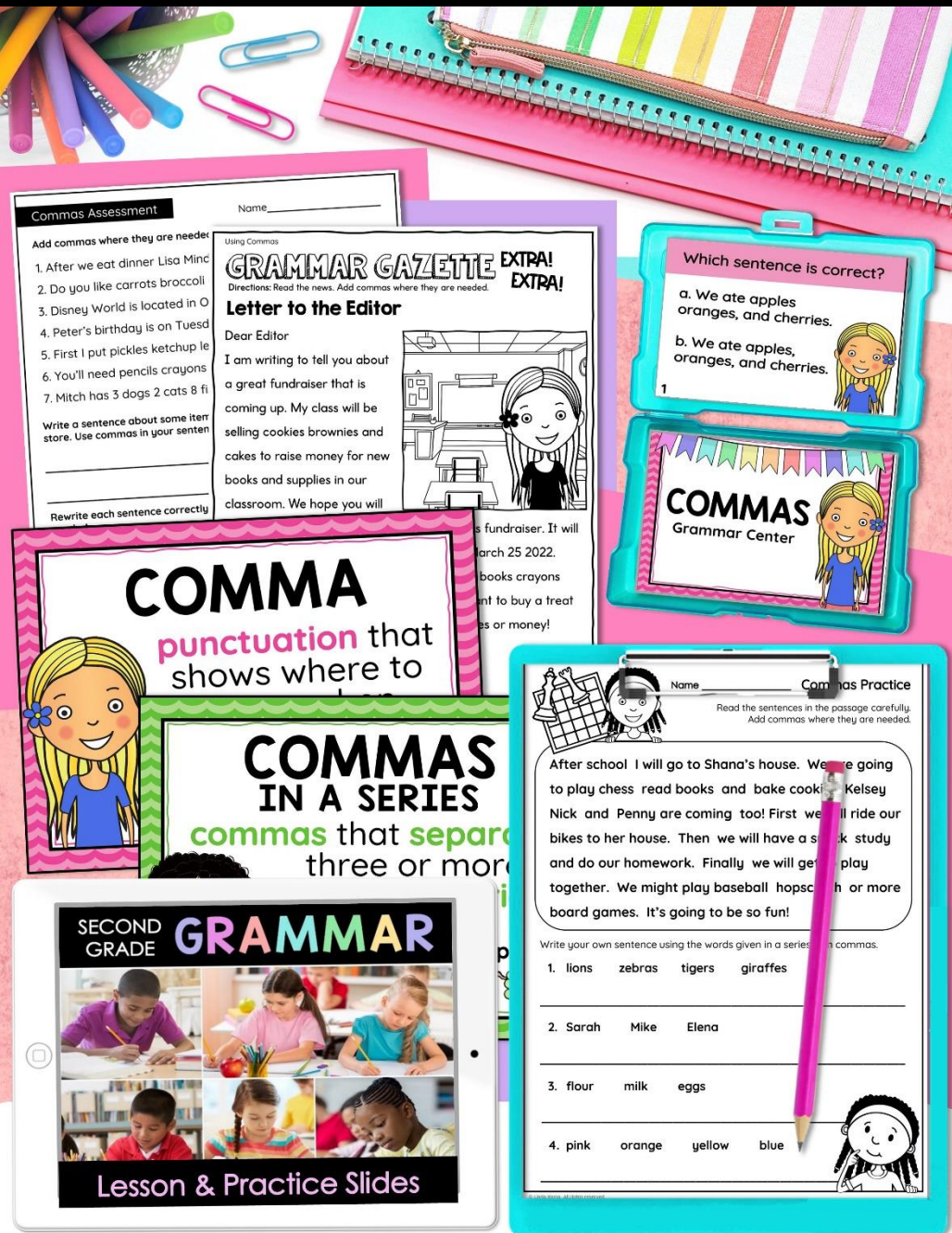
- Minilesson
- PowerPoint
- Task Cards
- Passage
- Writing
- Worksheet
- Assessment

### Abbreviations

# 6 Engaging Grammar Units

The bundle includes:

- 6 Weeks of lesson plans
- 6 Teaching PowerPoints
- 8 Practice worksheets
- 6 Reading passages
- 6 Writing activities
- 6 Sets of task cards
- 6 Assessments
- 7 Grammar posters



# Detailed lesson plans & daily routine

Each unit follows a familiar weekly routine

## Daily Routine

**Monday** Minilesson | Group practice

**Tuesday** Partner practice & worksheet

**Wednesday** Center activity

**Thursday** Reading passage & writing activity

**Friday** Assessment

### SUFFIXES

Second Grade Grammar  
L.2.4

**Monday**

1. Project the teaching PowerPoint. Introduce the weekly grammar skill. Read the lesson slides with students.

### ABBREVIATIONS

Second Grade Grammar  
L.2.2

**Monday**

1. Project the teaching PowerPoint. Introduce the weekly grammar skill. Read the lesson slides with students.  
2. Follow the minilesson with whole group practice. You could complete 1-2 practice slides.

- Minilesson

\*Each day's lesson & activity is designed to take 15 minutes.

### PREFIXES

Second Grade Grammar  
L.2.4.B

**Monday**

1. Project the teaching PowerPoint. Introduce the weekly grammar skill. Read the lesson slides with students.  
2. Follow the minilesson with whole group practice. For the first practice slide, call on a student to read the first word and tell if it has a prefix or not. The next student slides a check or X to the next slide. Additional practice slides are additional practice slides to skill throughout the week.

- Minilesson

\*Each day's lesson & activity is designed to take 15 minutes.

### COMMAS

Second Grade Grammar  
L.2.2

**Monday**

1. Project the teaching PowerPoint. Introduce the weekly grammar skill. Read the lesson slides with students.  
2. Follow the minilesson with whole group practice. For the practice slides, read each sentence and have students determine where the commas should be placed. Students then slide the commas in place. If you are using a smartboard, you can have students write the commas in.

- Minilesson

\*Each day's lesson & activity is designed to take 15 minutes.

### COMPOUND WORDS

Second Grade Grammar  
L.2.4.D

**Monday**

1. Project the teaching PowerPoint. Introduce the weekly grammar skill. Read the lesson slides with students.  
2. Follow the minilesson with whole group practice. For the first practice slide, call on a student to read the first word on the list and the next student to use the meaning of the word to determine if it is a compound word.

- Minilesson

\*Each day's lesson & activity is designed to take 15 minutes.

**Tuesday**

1. Review the minilesson slides if needed. Project the Talk About It slide for students to review further.  
2. Students complete the practice worksheet.

- Practice worksheet

**Wednesday**

Students complete the task cards as a partner activity. An additional slide is included to use on Day 1 or throughout the week to reinforce the skill.

- Task Card Center

**Thursday**

Students apply the weekly grammar skill to their writing. 1. Choose the option you wish students to use. Easily differentiate for students who need more guidance with the word bank version.

- Writing Grammar Gazette

**Friday**

Students complete the task cards as a partner activity. An additional slide is included to use on Day 1 or throughout the week to reinforce the skill.

- Assessment

### CONTRACTIONS

Second Grade Grammar  
L.2.2.C

**Monday**

1. Project the teaching PowerPoint. Introduce the weekly grammar skill. Read the lesson slides with students.  
2. Follow the minilesson with whole group practice. For the first two practice slides, students will practice forming and breaking apart contractions. Call up individual students to form and take apart each contraction or do the practice slides as a whole group by having students write each contraction on whiteboards and hold them up. There are two additional practice slides included to use on Day 1 or throughout the week to reinforce the skill.  
3. Students work with a partner for the partner practice slide. Students use a journal, scrap paper, or whiteboards for the writing portion of the slide.

- Minilesson

\*Each day's lesson & activity is designed to take 15 minutes.

**Tuesday**

1. Review the minilesson slides if needed. Project the Talk About It slide for students to review further.  
2. Students complete the practice worksheet.

- Practice worksheet

**Wednesday**

Students continue practice using task cards. Use the cards as a literacy center or place them around the room for students to "roam the room" to complete with a partner. Another option is to spread the cards onto desks. Students complete the card and pass it on to the next student. Students can complete the cards in any order.

- Task Card Center

**Thursday**

Students apply the weekly grammar skill to their writing. 1. Choose the option you wish students to use. Easily differentiate for students who need more guidance with the word bank version.

- Writing

# Day 1 Introduce the Skill

Each Mini lesson provides you with:

- Colorful teaching slides to introduce the skill
- Interactive slides with moveable pieces to model & practice whole group
- Partner slides to practice together

**WHAT DOES IT MEAN? PRACTICE**

newspaper  
sandbox  
g  
lid singing driveway

**PUT IT TOGETHER! PRACTICE**

**IS IT A COMPOUND WORD? PRACTICE**

What compound word do the two words make?

✓ yes  
✗ no

What is a compound word?

Did you think of any of these words?

treehouse houseplant  
birdhouse lighthouse

**THE WORD PRACTICE**

Can you use the two base words to tell the meaning of the compound word?

Can you write the compound words?

**What is a compound word?**

Knowing the two words that a compound word helps us understand what the compound word means.

mail letters and packages  
box something that holds objects

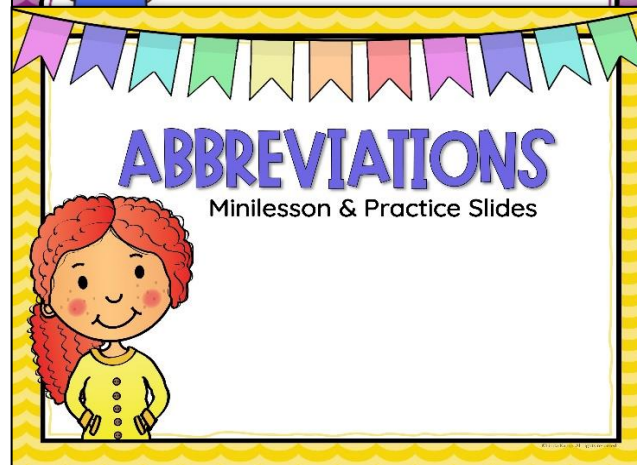
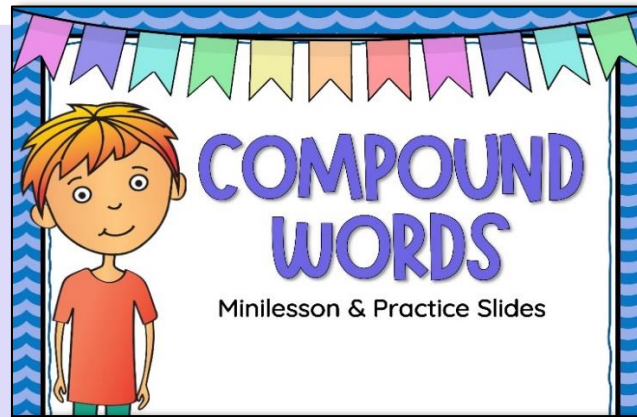
**What is a compound word?**

Compound words are two words joined together to form a new word.

For example,  
Our mailbox is at the end of our driveway.

Mailbox and driveway are

# 6 Weeks of grammar lessons



**6 Teaching PowerPoints**  
with minilessons  
and practice slides

- Compound words
- Contractions
- Commas
- Prefixes
- Suffixes
- Abbreviations

# Day 2 Brief Partner Practice & Review

## TALK ABOUT IT

**Review** Tell your partner what a **contraction** is.



Can you combine

Partner practice slides

## IS IT A COMPOUND WORD? PRACTICE

singing

driveway

bookmark

finger

fly

everyone



yes



no

## PARTNER PRACTICE

Ted can't go to school since he's sick.  
Do you know when you'll be home?  
We're ready to go skiing!



Tell your partner the contractions in each



## TALK ABOUT IT

**Review** Tell your partner what a **compound word** is.



Can you use two compound words

# Day 2 Independent Practice


## 8 Practice worksheets

- Identify & circle target words
- Short written responses
- Cut and paste correct answers

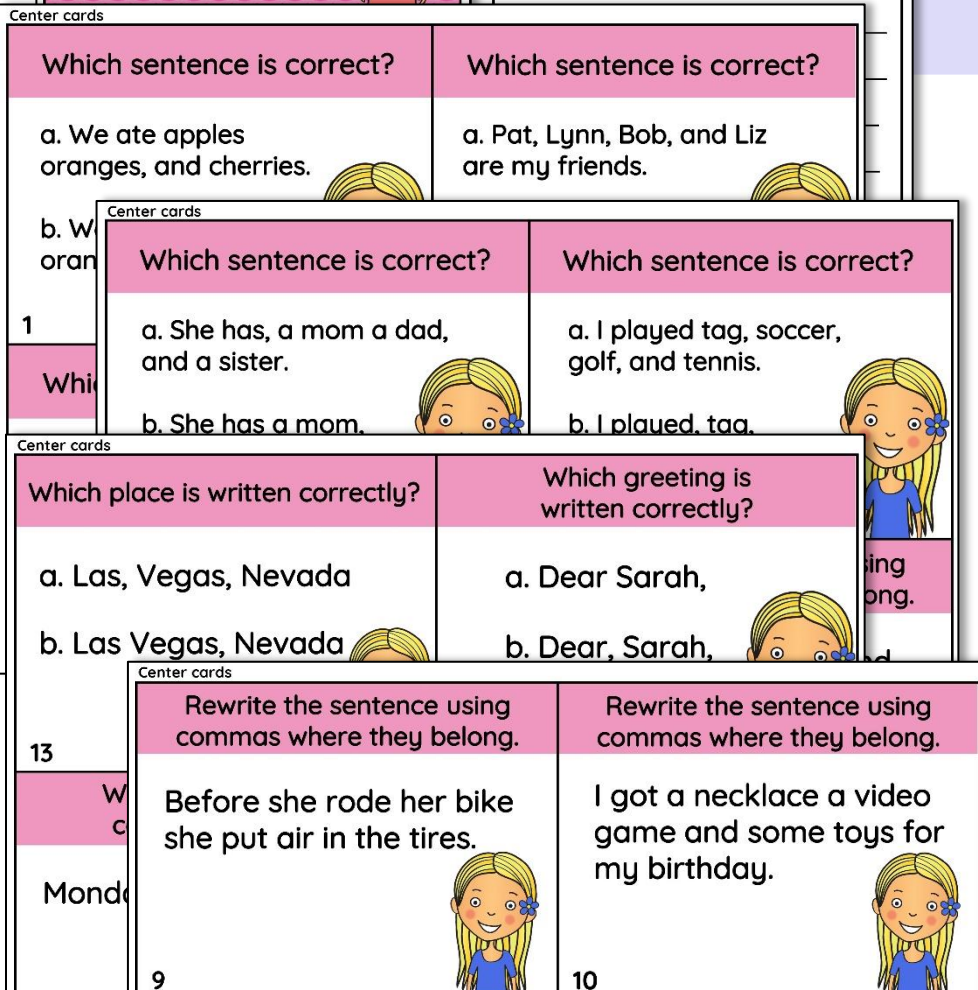
The image shows a collage of eight educational worksheets for independent practice. The worksheets include:

- Abbreviations Practice:** One worksheet shows a calendar for Friday, September 10th, with a name 'Miss Adkins' and a location 'café on Rosewood'. Another shows a sentence 'The school talent show was a...'.
- Prefix Practice:** One worksheet asks to circle the prefix, the root, and the suffix in a word. Another asks to circle words with prefixes in a sentence: 'Yesterday was an unlucky day for me. First I...'.
- Suffix Practice:** One worksheet asks to circle the suffix in a word. Another asks to use words given and their meanings to complete a sentence: 'Use. We are going to the store to buy some cookies. Kelsey...'.
- Commas Practice:** One worksheet asks to read sentences in a passage carefully and add commas where needed.
- Compound Words Practice:** One worksheet asks to circle compound words in a sentence and write them on the lines. Another asks to draw a picture of each base word and then write the compound word and draw a picture that shows what it means. A table shows 'snow + man' and 'bird + house'.
- Contractions Practice:** One worksheet asks to write the correct contractions for each group of underlined words. A passage reads: 'When I am feeling sick, my mom helps me a lot. She will bring me soup and ask me what is bothering me. She usually tells me that I should not get up from bed. She asks me if I would like anything else, then she lets me rest. I do not like getting sick, but Mom helps me get better quick!' Below the passage is a table with contractions to be cut out and pasted into boxes: 'I have', 'are not', 'who is', 'we are', 'could not', 'they have', 'I will', 'will not'. A small table at the bottom shows 'won't', 'who's', 'I'll', 'I've', 'they've', 'aren't'.

# Day 3 Center activity



Task card game for students to practice independently at a grammar center



Or use them whole group

- for a Gallery walk or a Roam the Room
- to play Scoot
- to project them on your whiteboard to play



# 6 Grammar centers included



- Compound words
- Contractions
- Commas
- Prefixes
- Suffixes
- Abbreviations

Each with recording sheets and answer keys

# Day 4 Apply the skill in writing

Easily differentiate with three formats to choose from

1. Students write a newspaper story using words in the target skill.

2. Students who need more guidance use the word bank version.

3. Students read the article and circle words in the target grammar skill.

6 Sets of reading passages included



# 6 High interest stories included

Compound Words

## GRAMMAR GAZETTE EXTRA! EXTRA!

### School Fall Festival Will Take Place On Saturday!

This year's school Fall Festival will be taking place on Saturday.



Using Commas

## GRAMMAR GAZETTE EXTRA! EXTRA!

Directions: Read the news. Add commas where they are needed.

### Letter to the Editor

Dear Editor

I am writing to tell you about a great fundraiser that is coming up. My class will be selling cookies brownies and cakes to raise money for new books and supplies in our classroom. We hope you will write an article to tell more people about this fundraiser. It will take place in Millsboro Colorado on Friday March 25 2022. After our bake sale we will buy as many new books crayons and other supplies as we can. If you don't want to buy a treat we will also accept donations of books supplies or money!



## GRAMMAR GAZETTE EXTRA! EXTRA!

### Statue of Liberty



not built there! It was built in  
man who is holding a torch. She  
ke to know more about the  
e to do a little research. There is

of words that can form contractions.  
ords below.

Abbreviations

## GRAMMAR GAZETTE EXTRA! EXTRA!

### Pet Adoption Day to be Held at Local Vet's Office

A Pet Adoption Day event will take place at the veterinary office of Dr. Paul Aydin, Sr. this week. The office is located at 107 Clayton Hwy.



Suffixes

## GRAMMAR GAZETTE EXTRA! EXTRA!

### Local Farm Wins Award At County Fair

Greenville Farm has taken home the greatest award from the county fair. They happily accepted the Biggest




Prefixes

## GRAMMAR GAZETTE EXTRA! EXTRA!

### Local Restaurant Voted #1 Burgers in the State!

If you're in the mood for a burger, you'll want to check out the impossibly good ones at Ditto's Burgers! They are fresh and tasty! Unlike some other restaurants that use precooked burgers, Ditto's cooks everything on the spot.

Hardly anyone disagrees that the burgers taste fresh! Ever since they have been open, Ditto's has had nonstop custo



# Day 5 Assessment 6 Assessments included

## Abbreviations Assessment

Name \_\_\_\_\_

Circle the abbreviations in each sentence.

1. Mr. McGinn cooked dinner while Mrs. McGinn read a book.
2. My birthday is on Oct. 3<sup>rd</sup> and my sister's is on Mar. 3<sup>rd</sup>.
3. We waited for a table at the restaurant for 1 hr.
4. The store is on the corner of Robin Rd. and Flora Dr.
5. Can you come to the mall of Fri. afternoon?
6. Write two sentences using 2 or more abbreviations. Circle the abbreviations in your sentences.

---

---

Write the correct abbreviation in the blank to complete each sentence.

7. When I was sick, I went to \_\_\_\_\_ Doctor Wren's office.
8. Jackson will go to the park on \_\_\_\_\_ Wednesday.
9. Kia is 50 \_\_\_\_\_ inches tall!

Students take an easy-to-grade assessment

With simple questions to determine if students can:

- identify the skill
- generate examples
- apply the skill in writing

# Full-page grammar posters



## CONTRA

two  
comb  
one w  
an ap  
can not  
she will



## COMPOU

two  
toget  
a  
mail



## CO

pur  
sh  
K



## COMMAS IN A SERIES

commas that separate  
three or more  
words in a series

Cara bought plums, grapes,  
oranges, and bananas.




## PREFI

letters ad  
front of  
that cha  
mean



unzip un

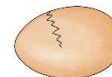


## SUFFIX

letters adde  
the end of a w  
that change  
meaning



colorful




breaka



## ABBREVIATION

a short way to  
write a word  
that ends with  
a period


Dr. Smith's office is not  
on Main St. anymore.



Create a colorful grammar wall for your classroom

# 6 Full weeks of grammar lessons

**SECOND GRADE GRAMMAR**

<b>SECOND GRADE GRAMMAR</b>	<b>SECOND GRADE GRAMMAR</b>	<b>SECOND GRADE GRAMMAR</b>
		
Minilesson	Minilesson	Minilesson
PowerPoint	PowerPoint	PowerPoint
Task Cards	Task Cards	Task Cards
Passage	Passage	Passage
Writing	Writing	Writing
Worksheet	Worksheet	Worksheet
Assessment	Assessment	Assessment
<b>Contractions</b>	<b>Compound Words</b>	<b>Using Commas</b>
<b>SECOND GRADE GRAMMAR</b>	<b>SECOND GRADE GRAMMAR</b>	<b>SECOND GRADE GRAMMAR</b>
		
Minilesson	Minilesson	Minilesson
PowerPoint	PowerPoint	PowerPoint
Task Cards	Task Cards	Task Cards
Passage	Passage	Passage
Writing	Writing	Writing
Worksheet	Worksheet	Worksheet
Assessment	Assessment	Assessment
<b>Prefixes</b>	<b>Suffixes</b>	<b>Abbreviations</b>
<b>Bundle 3</b>	Linda Kamp	

- Easy to implement 15-minute daily routine
- Ready-to-use lessons and activities
- The no-fluff tasks fit easily into your schedule
- Students practice and apply the skill in a variety of ways
- Partner talk engages all students
- Simple, easy to grade activities
- No prep required-Make copies and that's it!

# Get ALL your grammar planned for you!

[Click here](#) for all Second Grade Grammar units and money-saving bundles!

 <p>SECOND GRADE <b>GRAMMAR</b></p> <ul style="list-style-type: none"><li>Minilesson</li><li>PowerPoint</li><li>Task Cards</li><li>Passage</li><li>Writing</li><li>Worksheet</li><li>Assessment</li></ul> <p><b>Nouns</b></p>	 <p>SECOND GRADE <b>GRAMMAR</b></p> <ul style="list-style-type: none"><li>Minilesson</li><li>PowerPoint</li><li>Task Cards</li><li>Passage</li><li>Writing</li><li>Worksheet</li><li>Assessment</li></ul> <p><b>Verbs</b></p>	 <p>SECOND GRADE <b>GRAMMAR</b></p> <ul style="list-style-type: none"><li>Minilesson</li><li>PowerPoint</li><li>Task Cards</li><li>Passage</li><li>Writing</li><li>Worksheet</li><li>Assessment</li></ul> <p><b>Adjectives</b></p>	 <p>SECOND GRADE <b>GRAMMAR</b></p> <ul style="list-style-type: none"><li>Minilesson</li><li>PowerPoint</li><li>Task Cards</li><li>Passage</li><li>Writing</li><li>Worksheet</li><li>Assessment</li></ul> <p><b>Collective Nouns</b></p>	 <p>SECOND GRADE <b>GRAMMAR</b></p> <ul style="list-style-type: none"><li>Minilesson</li><li>PowerPoint</li><li>Task Cards</li><li>Passage</li><li>Writing</li><li>Worksheet</li><li>Assessment</li></ul> <p><b>Abbreviations</b></p>	 <p>SECOND GRADE <b>GRAMMAR</b></p> <ul style="list-style-type: none"><li>Minilesson</li><li>PowerPoint</li><li>Task Cards</li><li>Passage</li><li>Writing</li><li>Worksheet</li><li>Assessment</li></ul> <p><b>Commas</b> in a series, dates, letters, locations</p>	 <p>SECOND GRADE <b>GRAMMAR</b></p> <p><b>Bundle 1</b></p> <ul style="list-style-type: none"><li>Nouns</li><li>Verbs</li><li>Adjectives</li><li>Plural Nouns</li><li>Irregular Plural Nouns</li><li>Common &amp; Proper Nouns</li></ul>
 <p>SECOND GRADE <b>GRAMMAR</b></p> <ul style="list-style-type: none"><li>Minilesson</li><li>PowerPoint</li><li>Task Cards</li><li>Passage</li><li>Writing</li><li>Worksheet</li><li>Assessment</li></ul> <p><b>Irregular Plural Nouns</b></p>	 <p>SECOND GRADE <b>GRAMMAR</b></p> <ul style="list-style-type: none"><li>Minilesson</li><li>PowerPoint</li><li>Task Cards</li><li>Passage</li><li>Writing</li><li>Worksheet</li><li>Assessment</li></ul> <p><b>Common &amp; Proper Nouns</b></p>	 <p>SECOND GRADE <b>GRAMMAR</b></p> <ul style="list-style-type: none"><li>Minilesson</li><li>PowerPoint</li><li>Task Cards</li><li>Passage</li><li>Writing</li><li>Worksheet</li><li>Assessment</li></ul> <p><b>Plural Nouns</b></p>	 <p>SECOND GRADE <b>GRAMMAR</b></p> <ul style="list-style-type: none"><li>Minilesson</li><li>PowerPoint</li><li>Task Cards</li><li>Passage</li><li>Writing</li><li>Worksheet</li><li>Assessment</li></ul> <p><b>Sentence Types</b></p>	 <p>SECOND GRADE <b>GRAMMAR</b></p> <ul style="list-style-type: none"><li>Minilesson</li><li>PowerPoint</li><li>Task Cards</li><li>Passage</li><li>Writing</li><li>Worksheet</li><li>Assessment</li></ul> <p><b>Suffixes</b></p>	 <p>SECOND GRADE <b>GRAMMAR</b></p> <ul style="list-style-type: none"><li>Minilesson</li><li>PowerPoint</li><li>Task Cards</li><li>Passage</li><li>Writing</li><li>Worksheet</li><li>Assessment</li></ul> <p><b>Compound Words</b></p>	 <p>SECOND GRADE <b>GRAMMAR</b></p> <p><b>Bundle 2</b></p> <ul style="list-style-type: none"><li>Collective Nouns</li><li>Possessive Nouns</li><li>Pronouns</li><li>Sentence Types</li><li>Capitalization</li><li>Homophones</li></ul>
 <p>SECOND GRADE <b>GRAMMAR</b></p> <ul style="list-style-type: none"><li>Minilesson</li><li>PowerPoint</li><li>Task Cards</li><li>Passage</li><li>Writing</li><li>Worksheet</li><li>Assessment</li></ul> <p><b>Homophones</b></p>	 <p>SECOND GRADE <b>GRAMMAR</b></p> <ul style="list-style-type: none"><li>Minilesson</li><li>PowerPoint</li><li>Task Cards</li><li>Passage</li><li>Writing</li><li>Worksheet</li><li>Assessment</li></ul> <p><b>Possessive Nouns</b></p>	 <p>SECOND GRADE <b>GRAMMAR</b></p> <ul style="list-style-type: none"><li>Minilesson</li><li>PowerPoint</li><li>Task Cards</li><li>Passage</li><li>Writing</li><li>Worksheet</li><li>Assessment</li></ul> <p><b>Pronouns</b></p>	 <p>SECOND GRADE <b>GRAMMAR</b></p> <ul style="list-style-type: none"><li>Minilesson</li><li>PowerPoint</li><li>Task Cards</li><li>Passage</li><li>Writing</li><li>Worksheet</li><li>Assessment</li></ul> <p><b>Capitalization</b></p>	 <p>SECOND GRADE <b>GRAMMAR</b></p> <ul style="list-style-type: none"><li>Minilesson</li><li>PowerPoint</li><li>Task Cards</li><li>Passage</li><li>Writing</li><li>Worksheet</li><li>Assessment</li></ul> <p><b>Prefixes</b></p>	 <p>SECOND GRADE <b>GRAMMAR</b></p> <ul style="list-style-type: none"><li>Minilesson</li><li>PowerPoint</li><li>Task Cards</li><li>Passage</li><li>Writing</li><li>Worksheet</li><li>Assessment</li></ul> <p><b>Contractions</b></p>	 <p>SECOND GRADE <b>GRAMMAR</b></p> <p><b>Bundle 3</b></p> <ul style="list-style-type: none"><li>Contractions</li><li>Compound Words</li><li>Using Commas</li><li>Pronouns</li><li>Suffixes</li><li>Abbreviations</li></ul>