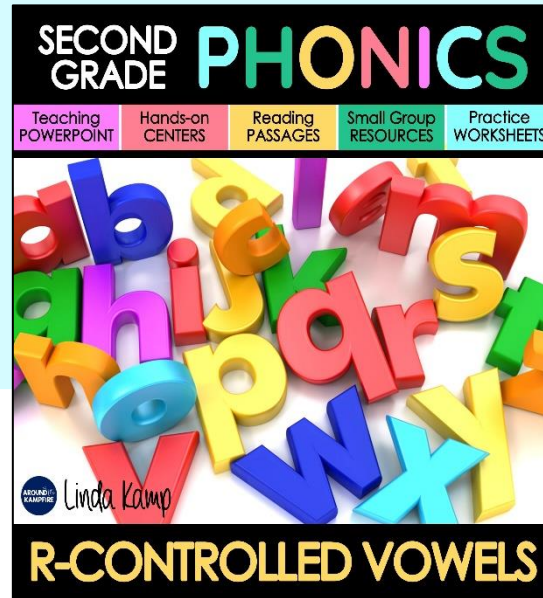

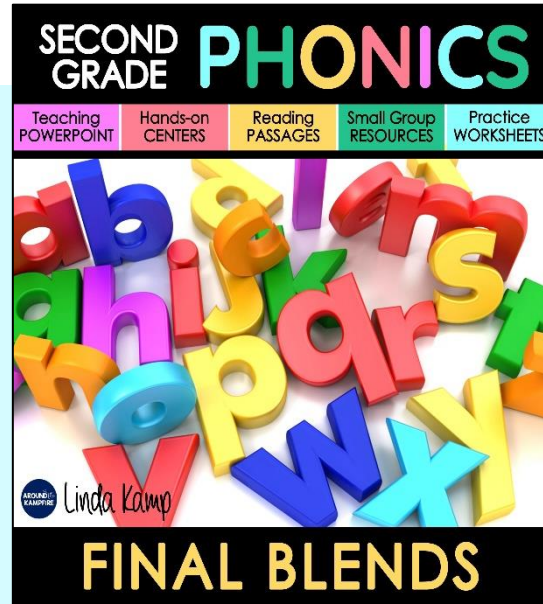
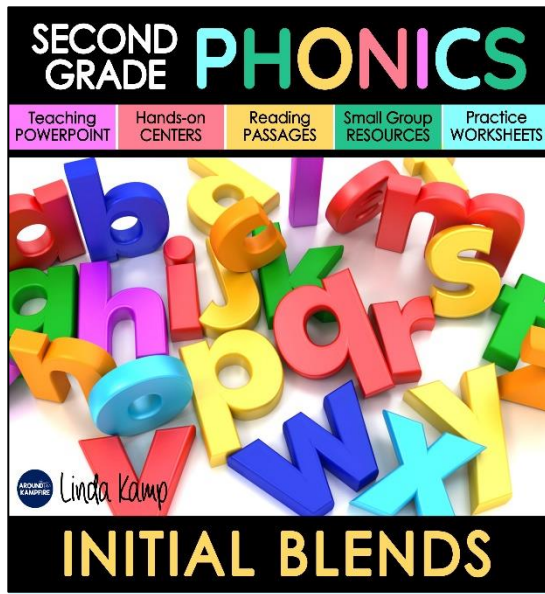


Included in the bundle:



4 Complete phonics units to easily teach practice and assess phonics skills

Inside each unit you'll get:

**INITIAL
BLENDS**

**FINAL
BLENDS**

**VOWEL
PAIRS**

**R-CONTROLLED
VOWELS**

- Teaching PowerPoint
- Interactive game slides
- Phonics centers
- Sound sorts
- Phonics passages
- Decodable word lists
- Fluency activities
- Small group materials
- Full-page posters
- Practice worksheets

Consistent ROUTINES

Standards alignment

Common Core State Standards

First Grade

RF.1.2 Demonstrate understanding of spoken vowels (phonemes).

RF.1.2.A Distinguish long from short vowel sounds in spoken single-syllable words.

RF.1.2.B Orally produce single-syllable words, including consonant blends.

RF.1.2.C Isolate and pronounce initial, medial (phonemes) in spoken single-syllable words.

RF.1.2.D Segment spoken single-syllable words into individual sounds (phonemes).

Weekly Routine & Lesson Plans		
Day	Lesson Slides	Tasks / Practice / Centers
1-2	Introduce the Rule Practice adding e Build and Read Students: <ul style="list-style-type: none">• apply the rule• build words• read words	1. Introduce the phonics rule. Apply the rule by adding e at the end of CVC words. 2. Work through the <i>Practice</i> slides with students. Change short vowel words to long vowel words by adding e. Read CVCC words together on the <i>Read the Words</i> slides. 3. Call on students to <i>Build and Read</i> words. Centers: Word builder cards / mats Spell it task cards
2	Continue Build & Read Play Find and Write	1. Review and continue <i>Build and Read</i> slides. 2. Ask students to take out paper or whiteboards. Present the <i>Find and Write</i> slides for students to...

Weekly Routine

Monday Build and Read
isolate sounds | build words | read

Tuesday Find and Write
identify patterns | write words

Wednesday Tap and Spell
segment sounds | spell words

Thursday Read and Cover
identify vowel patterns | read fluently

Friday Letter Ladders | Assessment
generate | spell | write

©Linda Ward Beech, All rights reserved.

Implement a consistent daily routine

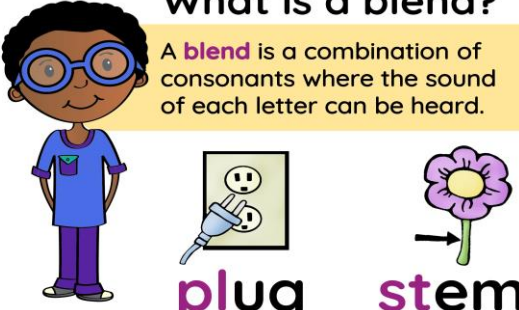
- ✓ minilessons with whole group practice activities & game slides
- ✓ independent practice worksheets
- ✓ center activities
- ✓ materials for small group instruction

Teaching SLIDES

Introduce the Rule

What is a blend?

A **blend** is a combination of consonants where the sound of each letter can be heard.



plug **stem**

Say and Spell Slide letters to make words.

s t a r t

p a r t y

ar

a b c d e f g h i j k l m
n o q r u v w x z

Find and Write



Circle the pictures with L blends.
Write the words on paper.

Read and Cover

We have a red **barn** at the **farm**.

The **star** shines in our **yard**.

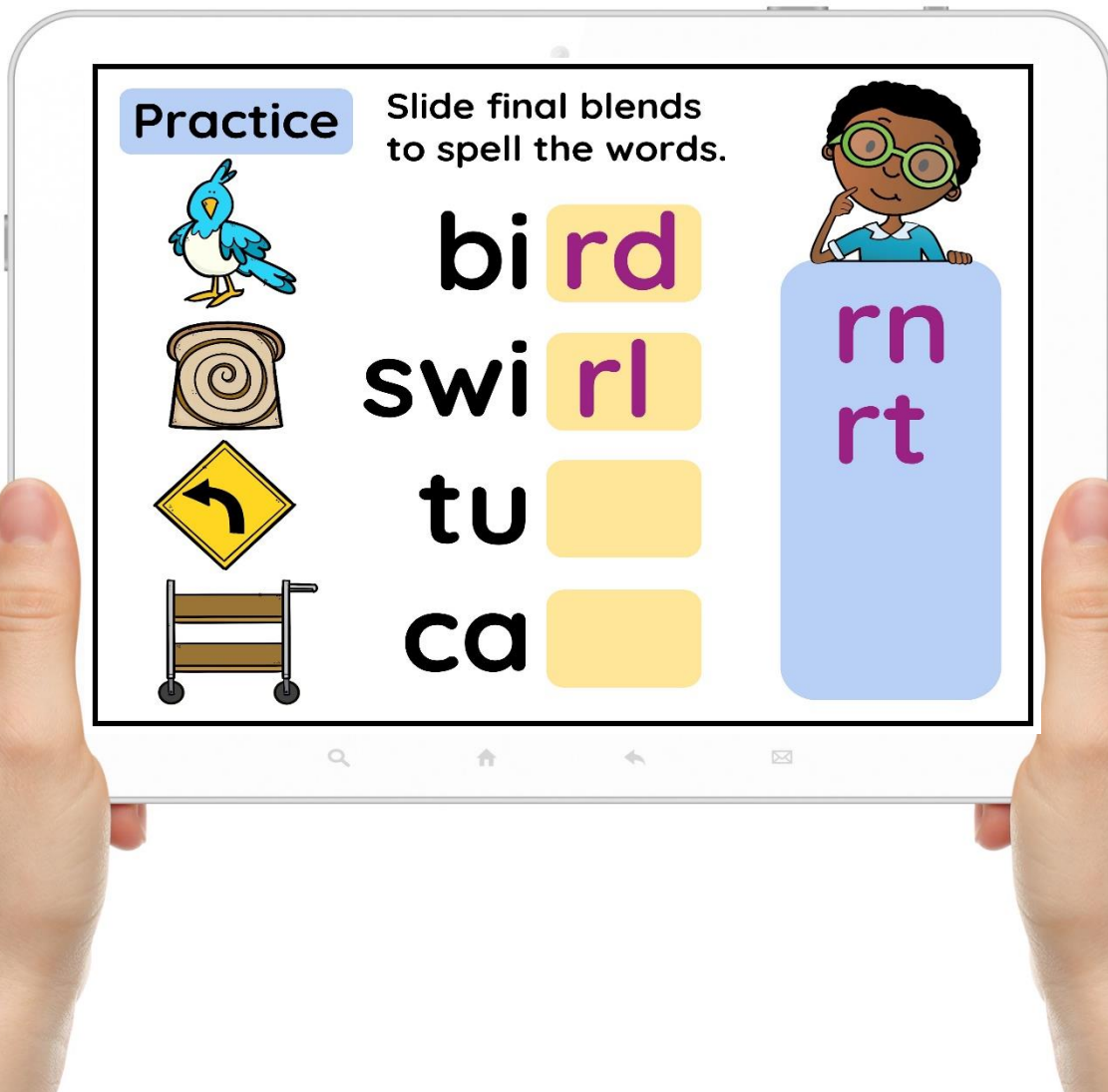
Tom's **party** starts at three.

She drew a **target** on the **carpet**.

Carl gave me **part** of the **cards**.

Drag shapes to cover words with ar sound.

Practice GAMES



Included in
PowerPoint and
on Google Slides.

Model & practice
whole group and
students can
use them for
independent
practice!

Reuse the activities as phonics centers

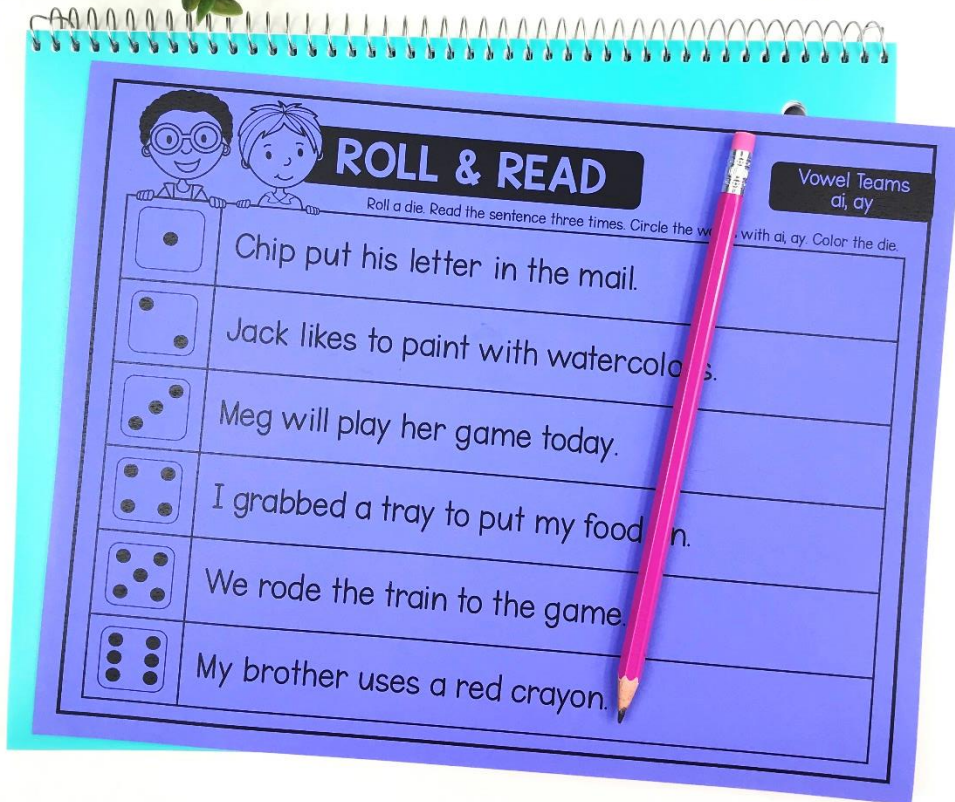
Engaging CENTERS



A variety of ways to practice decoding, reading & spelling

Fluency PRACTICE







ay ai



ROLL & READ

Roll a die. Read the sentence three times. Circle the words with ai, ay. Color the die.

Vowel Teams
ai, ay

	Chip put his letter in the mail.
	Jack likes to paint with watercolor s.
	Meg will play her game today.
	I grabbed a tray to put my food n.
	We rode the train to the game.
	My brother uses a red crayon.

Roll and Read



Read the word list. Check a box each time you read.

- soak
- road
- moor
- coat
- soak
- load
- oak
- food
- load
- foe
- toe
- go
- do
- ho

Read the word list. Check a box each time you read.

- sigh
- knigh
- light
- tonig
- dayl
- fright
- flies
- die
- migh
- sigh
- thigh
- tie
- cri
- sp

Read the word list. Check a box each time you read.

- say
- stray
- pay
- may
- day
- sway
- bay
- ray
- clay
- layer
- cray
- spr
- rais
- awa


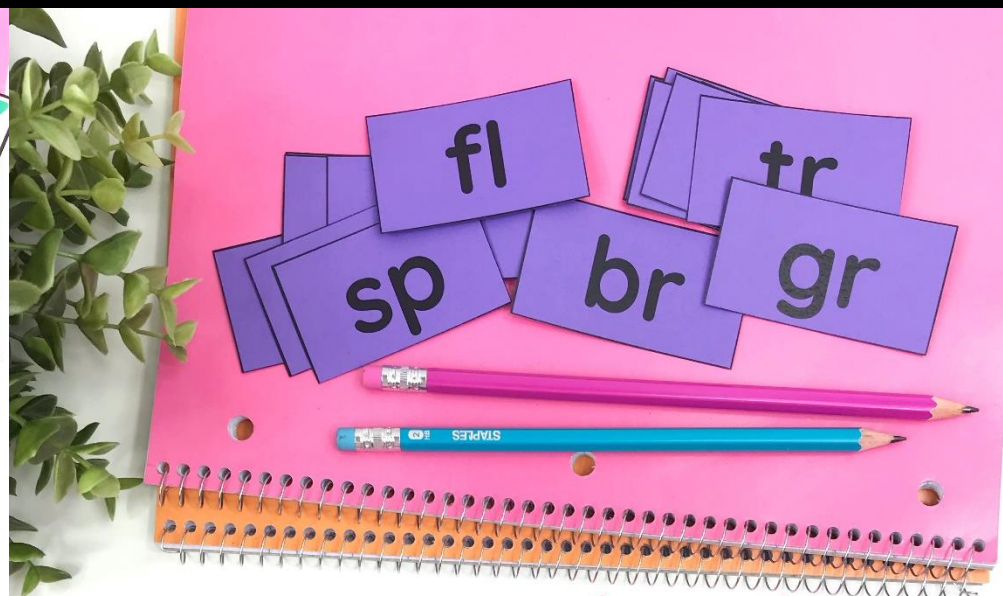
Read the word list. Check a box each time you read.

- leaf
- feast
- teach
- deal
- easy
- reach
- tree
- sweet
- sheet
- green
- peel
- queen
- need
- sheep

Decodable word lists

No prep centers

Word BUILDING



Easy prep resources

Reading PASSAGES



Engaging stories & comprehension questions

Activity **BOOKLETS**



Ready to use booklets with six activities inside. Ideal for homework, centers & interventions

Inside the booklets:

- phonics passage
- comprehension questions
- sound identification
- reading decodable sentences
- writing sentences
- ABC order

Small Group SUPPORT



- Large letter cards
- Small student cards
- Word building mats
- Picture cards
- Word cards

a	b	bl	cl	sl	pl
g	h	fl	gl	br	cr
m	n	dr	fr	gr	pr
s	t	tr	sc	sk	sm
		sn	sp	st	sw

Practice WORKSHEETS

32

No prep practice pages ideal for

- homework
- assessment
- interventions
- morning work
- added practice

Name _____ L Blends

Write the picture names.

Use the words you w

One sunny Sa
playing outsid
dad told her i
was going to
arrived Cind
_____ and
sight of the :

Read and color.

The flower is in
a green pot.

SPIN & WRITE
Spin and write the pictur

Write the missing letters

Assessment
Long Vowel Pairs /A/, /E/, /I/

Write the picture names.












Circle the picture name.

Use the word list to complete the sentences.

One late _____ my best friend and I
were sitting outside. We saw the most
beautiful _____ flutter past. It looked just
like a _____ in the sky. The _____ that it
fell from was huge. We couldn't believe our
eyes. We thought it must have been
colored it with a _____ by someone.

tree
night
rainbow
crayon
leaf

Printable POSTERS

<p>ch chick</p>  <p>chin chop chime c</p>	<p>sh ship</p>  <p>f shal shed</p>	<p>wr write</p>  <p>wrong ist wre</p>	<p>kn knit</p>  <p>knob ack</p>
<p>ph photo</p>  <p>thin three thank this thick thorn think</p>	<p>ck sock</p>  <p>dish hush cash wish flush wash flash</p>	<p>ch peach</p>  <p>bath moth tooth path cloth forth month</p>	<p>th throne</p>  <p>wh whale</p>  <p>sh fish</p>  <p>th sloth</p> 

Full-page posters for each sound

Money-saving BUNDLE



4 Complete units with over 100 resources to help your students master foundational phonics skills in a variety of engaging ways!