




PRINT & DIGITAL

GRADES 2-3

100th DAY Activities



100th DAY Writing project

Objective: Students write a creative personal narrative by imagining and describing themselves when they are 100 years old.

When I Am 100 writing project

Objective: Students will write a creative personal narrative by imagining and describing themselves when they are 100 years old.

Instruction:
I usually break this project into 3-4 sessions then make the portraits on the 3rd day.

1. Begin by telling students they will be writing a personal narrative by imagining themselves at 100 years old.
2. Project or distribute...

Directions Making the Portrait

VOCABULARY

retired-no longer occupied with one's business or profession. No longer working.
elderly-of advanced age; old
pension-a fixed amount of money paid to a person after they retire.

THINGS TO THINK ABOUT

Are you retired?
What job did you have?

When I Am 100 Years Old

Name _____

Topic sentence A catchy first sentence to grab your reader's attention

Beginning

Detail

When I Am 100

When I Am 100 Years Old

When I Am 100

When I Am 100 Years Old

When I Am 100

When I Am 100

When I Am 100 Years Old

When I am 100 years old I will play with my grandkids, I will be retired from my job. I will be a dancer. I will retire to play with my grandkids. I will live at my parents house. My parents house is in St. George. I will read to my grandkids. We will read Harry Potter and Jerry Jackson. That is what I will do when I am 100 years old.

Mv

When I Am 100 Years Old

When I am 100, I will have retired 35 years ago and will still be having a great life. I will be a retired ice cream maker. I got the dreamy job when my future husband told me about it and it soon ended up being the perfect job. I will live in wescany San Francisco, California. Now that I don't have a job, I would visit my grandkids a lot. When a sweet new one was born, I would cradle a baby.

Clare

DIGITAL options

THINGS TO THINK ABOUT

VOCABULARY

retired-no longer occupied with one's business or profession. No longer working.
elderly-of advanced age; old
pension-a fixed amount of money paid to a person after they retire.
centenarian-a person who has reached the age of 100.

When I Am 100 Years Old

Planning Page When I Am 100 Years Old

Topic sentence

Beginning

When I Am 100

Retired YES NO

My job:

My hobbies

Where I live

How I spend my day

My family

My hobbies

Where I live

How I spend my day

My family



Digital versions for planning & writing on Google Slides™

DIGITAL options




WHEN I AM 100 YEARS OLD



When I am 100 years old I will be retired. I will spend my time gardening, reading, and volunteering at the public library.

My grandchildren and great-grandchildren will visit me at my home in Florida. As a retired teacher, I help my great-grandchildren with their homework. I sometimes volunteer at their school. My favorite day to go in to h

Upload student photos & use an aging app to illustrate their writing.
*Directions included



WHEN WE ARE 100 YEARS OLD
A Digital Class Book
by _____





Add the cover slide and make a digital class book!

100th DAY math activities


Objective: Students will use a known strategy to skip count by 2's, 5's, 10's, 20's, and 100's within 1000 by interpreting the values of symbols on a pizza.

***Blackline versions & Answer Keys included**



choose
**HOW YOU
USE IT**


- DIGITALLY
- 100TH DAY MATH CENTER
- TASK CARDS
- EARLY FINISHER ACTIVITY
- ROAM THE ROOM
- PROJECT THE CARDS FOR A WHOLE GROUP SCOOT GAME



Add more novelty! Turn the student recording page into a booklet by having students cut out the response boxes, add the included cover, and staple. *Copy the blackline cover and menu key 2-sided.

100th DAY math activities

Objective: Students read and solve word problems using known strategies by adding and subtracting within 100. Students show their work in 2 ways by drawing models, using the algorithm and including an answer statement.



choose
**HOW YOU
USE IT**

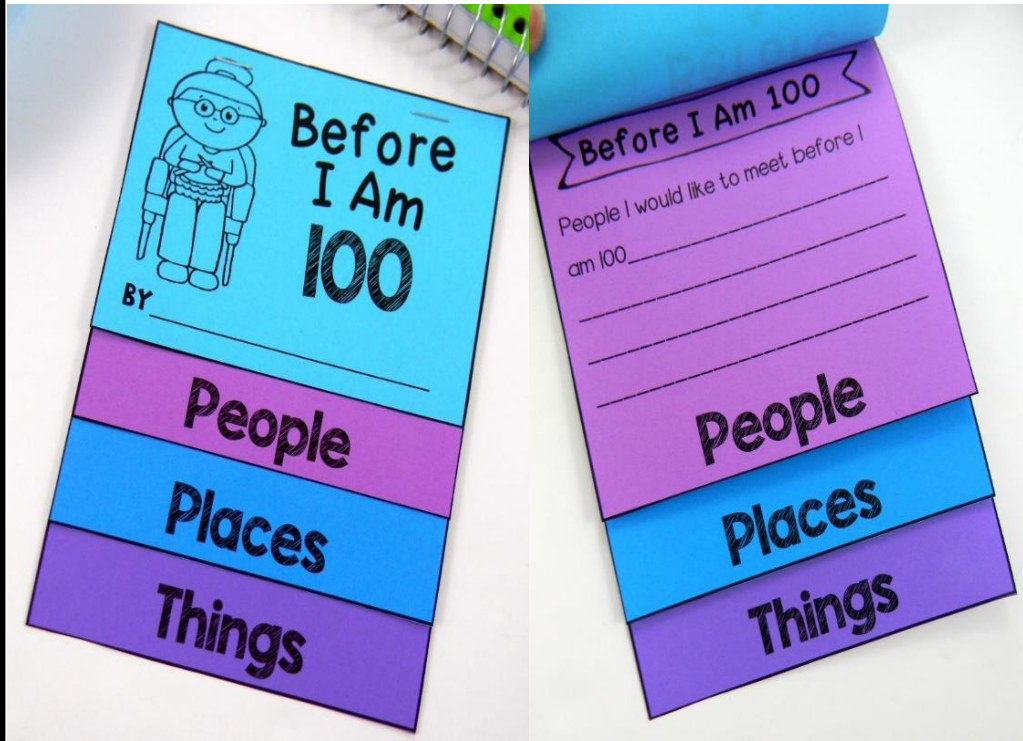
- DIGITALLY
- 100TH DAY MATH CENTER
- TASK CARDS
- EARLY FINISHER ACTIVITY
- ROAM THE ROOM
- PROJECT THE CARDS FOR A WHOLE GROUP SCOOT GAME

DIGITAL option

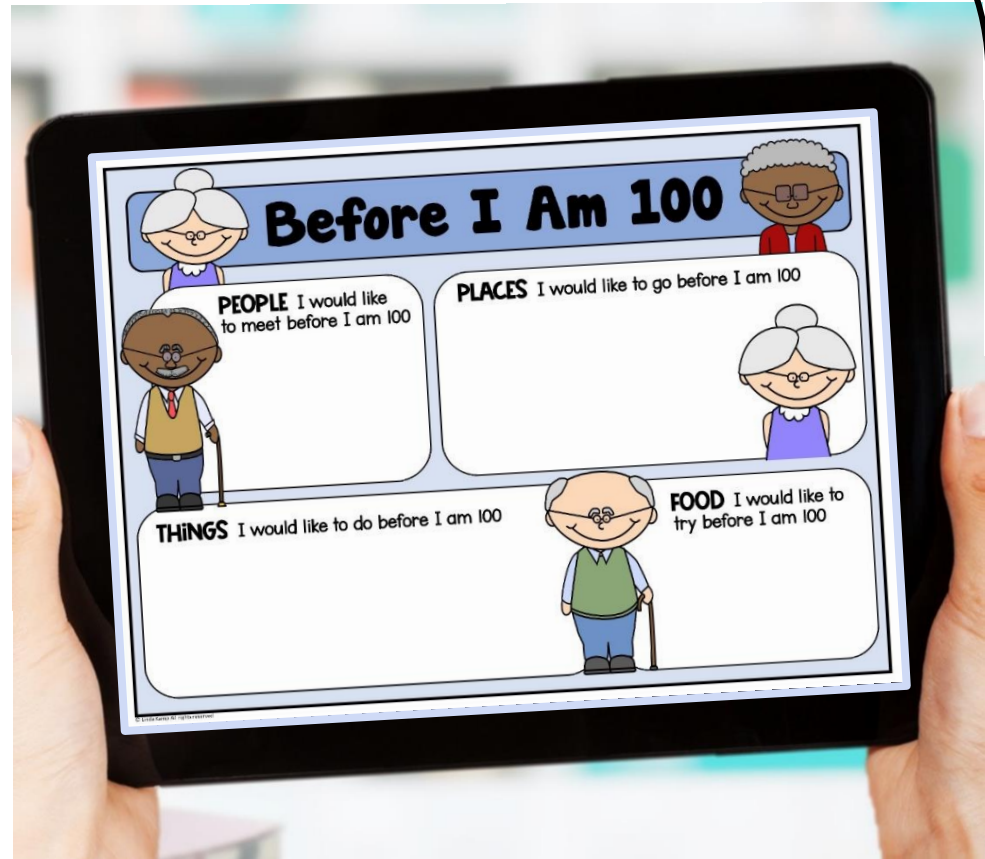
***Blackline version & Answer Key included**

100th DAY ELA activities

NOUNS flipbook



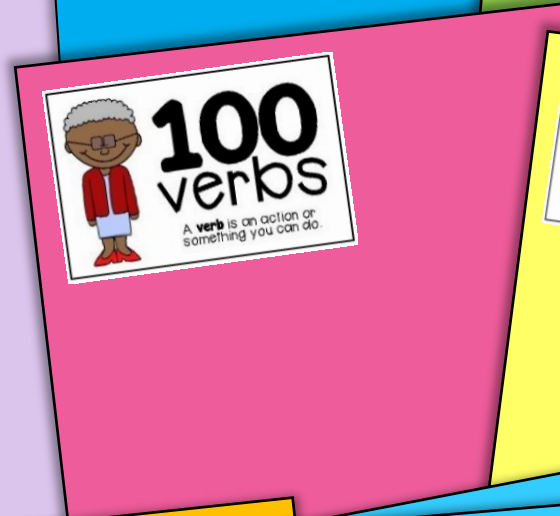
EASY PREP
cut, fold & staple



DIGITAL option

100th DAY ELA activities

PARTS OF SPEECH POSTER LABELS



choose HOW YOU USE IT

To make individual parts of speech booklets that students can add to during the year, use the smaller label as a book cover or glue it to a folded piece of 9 x 12 construction paper. Staple together with half sheets of lined paper.

***Blackline versions included**

100th DAY no prep booklets



choose
**HOW YOU
USE IT**

Use this no prep version and challenge your students to write 100 words in each parts of speech booklet.


ADDITIONAL printables

WRITE YOUR NAME!

1 Write your name to fill the 100 chart. Write 1 letter in each box using a different color for each letter.

2 Choose a letter in your name. Write the numbers of all the boxes where this letter appears.

3 What patterns do you see?



PREVIEW

Name _____

Cut out the letters below. Make as many words as you can with the letters. Write the words below.

MAKE-A-WORD

PREVIEW

O N E H U N D R E D



2 mushroom 5 pineapple 10 olive 25 green pepper 50 onion 100 pepperoni

BUILD-A-PIZZA

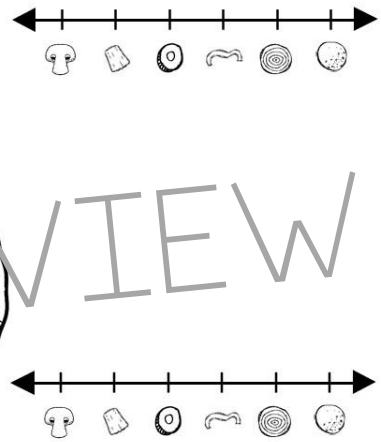
Name _____

Use the key to build a pizza worth 100. Make a line plot to show how many of each item you used.

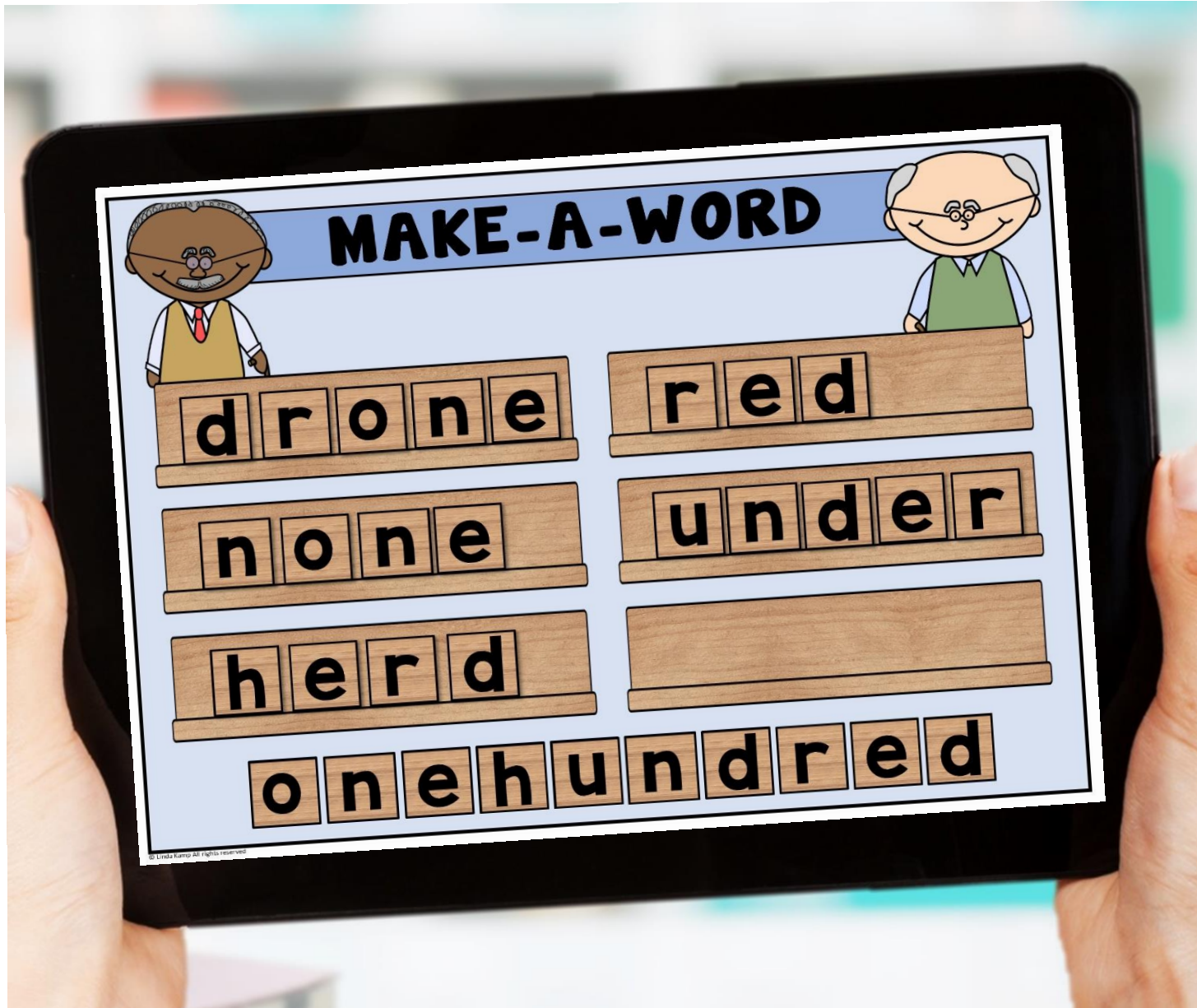
2 mushroom 5 pineapple 10 olive 25 green pepper 50 onion 100 pepperoni

PREVIEW

PREVIEW

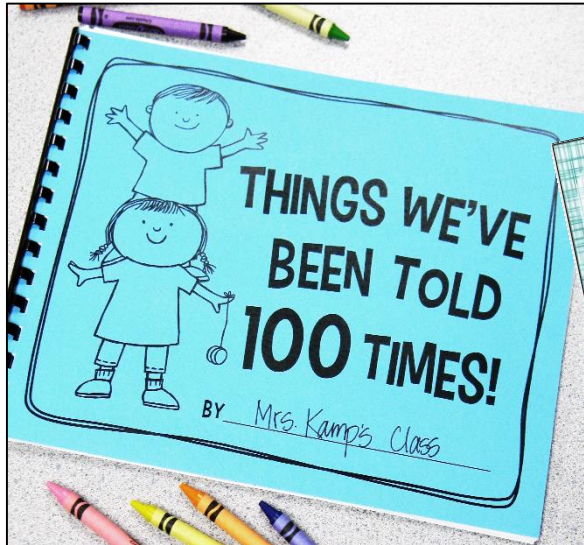


DIGITAL *option*



with **MOVEABLE TILES** to make words

BONUS fun stuff & 100th DAY swag!



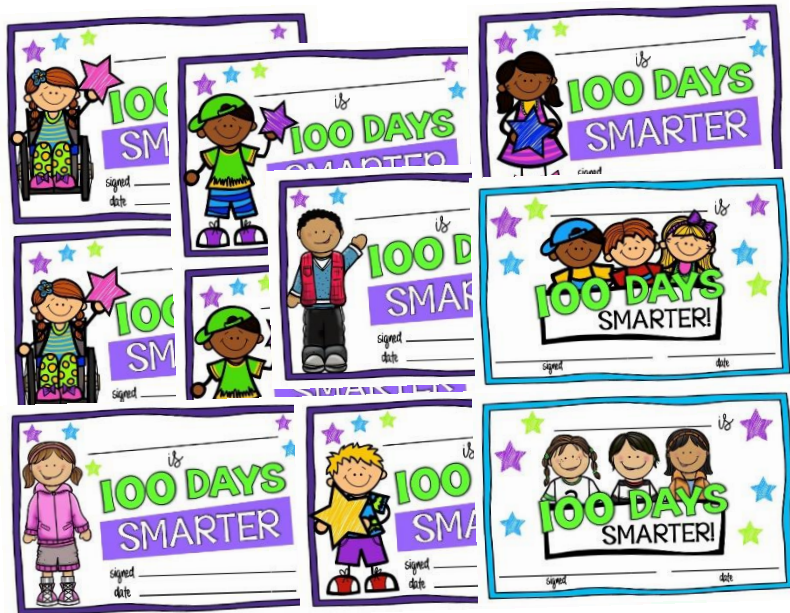
Class Book



Brag Tags




Bracelets



Certificates *Blackline & digital versions included



Bottle Labels



Bookmarks

DIGITAL certificates

