

**SECOND
GRADE**

GRAMMAR

AROUND *the*
KAMPFIRE

YEARLONG CURRICULUM BUNDLE



Lesson Plans

PowerPoints

Task Cards

Passages

Writing

Worksheets

Assessments

37 Full weeks of lessons & activities

This yearlong bundle includes:

- 37 Weeks of lesson plans
- 37 Teaching PowerPoints
- 42 Practice worksheets
- 37 Reading passages
- 37 Writing activities
- 37 Sets of task cards
- 37 Assessments
- 55 Grammar & language posters



Daily Grammar Practice

37 Weeks of no-prep lesson plans that follow a familiar weekly routine

Daily Routine

- Monday** Minilesson | Group practice
- Tuesday** Partner practice & worksheet
- Wednesday** Center activity
- Thursday** Reading passage & writing activity
- Friday** Assessment

© Linda Ward Beech, All rights reserved.

COMPARATIVE ADJECTIVES Second Grade Grammar L.2.1

Monday

- Minilesson

1. Project the teaching PowerPoint. Introduce the weekly grammar skill. Read the lesson slides with students.
2. Follow the minilesson with whole group practice. For the first practice slide, up to 32 students can play. Call on a student to read the first practice slide and tell if it is an adjective. Call on another student to read the next student slides and tell if it is an adjective. Call on another student to read the next student slides and tell if it is an adjective. Call on another student to read the next student slides and tell if it is an adjective. Call on another student to read the next student slides and tell if it is an adjective.

SUBJECT & PREDICATE Second Grade Grammar L.2.1

Monday

- Minilesson

*Each day's lesson & activity is designed to take 15 minutes.

1. Project the teaching PowerPoint. Introduce the weekly grammar skill. Read the lesson slides with students.
2. Follow the minilesson with whole group practice. For the first practice slide, up to 32 students can play. Call on a student to read the first word on the list and tell if it is a subject or a predicate.

SIMPLE & COMPOUND SENTENCES Second Grade Grammar L.2.1.F

Monday

- Minilesson

*Each day's lesson & activity is designed to take 15 minutes.

1. Project the teaching PowerPoint. Introduce the weekly grammar skill. Read the lesson slides with students.
2. Follow the minilesson with whole group practice. For the first practice slide, students will practice determining whether sentences are simple or compound. There is one other practice activity in which students practice making simple and compound sentences. This can be used in addition to the other practice activities. Call on a student to read the first practice slide and tell if it is a simple or compound sentence. Call on another student to read the next practice slide and tell if it is a simple or compound sentence. Call on another student to read the next practice slide and tell if it is a simple or compound sentence. Call on another student to read the next practice slide and tell if it is a simple or compound sentence.

PREPOSITIONS Second Grade Grammar L.2.1

Monday

- Minilesson

*Each day's lesson & activity is designed to take 15 minutes.

1. Project the teaching PowerPoint. Introduce the weekly grammar skill. Read the lesson slides with students.
2. Follow the minilesson with whole group practice. For the first practice slide, up to 32 students can play. Call on a student to read the first word on the list and tell if it is a preposition or not. The next student slides a check or X to the word. The next student slides a check or X to the word. The next student slides a check or X to the word. The next student slides a check or X to the word. The next student slides a check or X to the word.

ADVERBS Second Grade Grammar L.2.1.E

Monday

- Minilesson

*Each day's lesson & activity is designed to take 15 minutes.

1. Project the teaching PowerPoint. Introduce the weekly grammar skill. Read the lesson slides with students.
2. Follow the minilesson with whole group practice. For the first practice slide, up to 32 students can play. Call on a student to read the first word on the list and tell if it is an adverb or not. The next student slides a check or X to the word. The next student slides a check or X to the word. The next student slides a check or X to the word. The next student slides a check or X to the word. The next student slides a check or X to the word.

SUBJECT-VERB AGREEMENT Second Grade Grammar L.2.1

Monday

- Minilesson

*Each day's lesson & activity is designed to take 15 minutes.

1. Project the teaching PowerPoint. Introduce the weekly grammar skill. Read the lesson slides with students.
2. Follow the minilesson with whole group practice. For the first practice slide, students read the sentences and decide if they have subject-verb agreement. Move a check next to sentences that are written correctly and an X next to incorrect sentences. There is another practice slide for additional subject-verb agreement practice. This can be used to replace the first practice or in addition to the first practice. One of the practice activities can also be used on another day to help students review the skill.
3. Students work with a partner for the partner practice slide. Students use a journal, scrap paper, or whiteboards for the writing portion of the slide.

Tuesday

- Practice worksheet

1. Review the minilesson slides if needed. Project the Talk About It slide for students to review further.
2. Students complete the practice worksheet.

Wednesday

- Task Card Center

Students continue practice using task cards. Use the cards as a literacy center or place them around the room for students to "roam the room" to complete with a partner. Another option is to spread the cards onto desks. Students complete the card and pass it on to the next student. Students can complete the cards in any order.

Thursday

- Writing Grammar Gazette

Students apply the weekly grammar skill to their writing.

With lessons plan & teacher directions

37 Ready to Teach Units

for every grammar & language standard

Set 1

Nouns
Verbs
Adjectives
Plural Nouns
Irregular Plurals
Proper Nouns

Set 2

Collective Nouns
Possessive Nouns
Pronouns
Sentence Types
Capitalization
Homophones

Set 3

Contractions
Compound Words
Commas
Prefixes
Suffixes
Abbreviations

Set 4

Verb Tenses
Irregular Past Tense
Verbs
Quotation Marks
Punctuation
Multiple Meaning
Words
Shades of Meaning

Set 5

Context clues
Alphabetical Order
Dictionary Skills
Synonyms/Antonyms
Literal & Nonliteral
Language
Formal & Informal
Language

Set 6

Simple & Compound
Sentences
Adverbs
Prepositions
subject & Predicate
Subject/Verb
Agreement
Adjectives -er -est

Day 1 Introduce the Skill

Each PowerPoint provides you with:

- Mini lesson teaching slides to introduce the skill
- Interactive games with moveable pieces to model & practice whole group
- Partner slides to practice together

PARTNER PRACTICE

Tiny creatures live

Extra!
Extra!

GRAMMAR GAZETTE

TALK ABOUT IT

Read the news story
or write your own.

Review:

Tell your partner what
adjective is.



What 3 adjectives
you use to describe
your classroom?

IS IT AN ADJECTIVE? PRACTICE

sour bear
nail soft
house smart
gray quiet



head
street

Adjectives describe nouns.

COLOR	SIZE	SOUND
purple	tiny	quiet
red	large	loud
blue	giant	faint
black	short	alarming

Adjectives describe nouns.

hot, sunny beach

Adjectives describe


loud, scary thunder



large, gray


What is an adjective?

Adjectives can tell about color,
size, sound, number, taste,
texture, shape, smell, and
weather.



Adjectives can also
tell about people's
character traits and
feelings.

Extra! Extra! GRAMMAR GA



Read the news or write your own. Circle the verbs in each sentence.

Daily Routine

Monday Minilesson & practice

Partner & independent

IS IT AN ADJECTIVE? PRACTICE

sour	bear
nail	soft
house	smart
grau	quiet



TALK ABOUT

Review: Tell your partner what an adjective is.

What 3 adjectives you use to describe your classroom?



PARTNER PRACTICE

Tiny creatures live
Tanya's brown hair
The honey is sticky

Adjectives describe nouns.

hot, sunny beach



Adjectives describe

COLOR	SIZE	SHAPE
purple	tiny	square
red	large	round
blue	giant	triangular
black	short	boxy
TEXTURE	SHAPE	
smooth	square	
bumpy	round	
slimy	triangular	
squishy	boxy	

Adjectives describe nouns

loud, scary thunder



large, green

What is an adjective?

Adjectives can tell about color, size, sound, number, taste, texture, shape, smell, and weather.

Adjectives can also tell about people's character traits and feelings.



PowerPoints & practice games



SUFFIXES
Minilesson & Practice Slides

A cartoon illustration of a boy with brown hair, wearing a teal t-shirt, standing on the left side of a white slide. The slide is decorated with a colorful banner at the top and a striped border on the left and right.



PREFIXES
Minilesson & Practice Slides

A cartoon illustration of a girl with dark skin and long black hair, wearing a blue dress, standing on the left side of a white slide. The slide is decorated with a colorful banner at the top and a striped border on the left and right.



CONTRACTIONS
Minilesson & Practice Slides

A cartoon illustration of a boy with dark skin and glasses, wearing a red jacket over a white shirt, standing on the left side of a white slide. The slide is decorated with a colorful banner at the top and a striped border on the left and right.



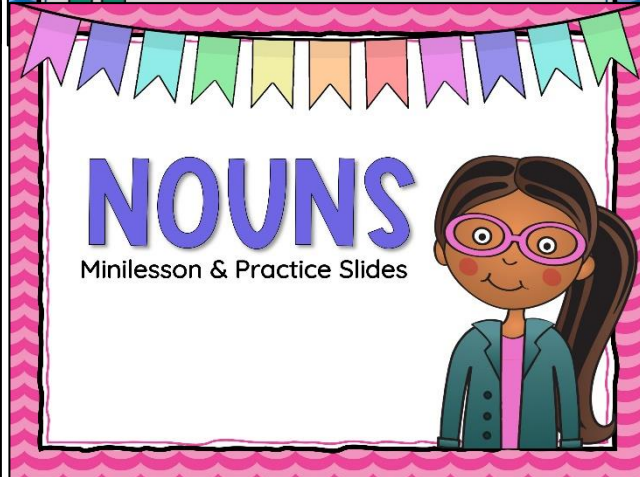
COMPOUND WORDS
Minilesson & Practice Slides

A cartoon illustration of a boy with blonde hair, wearing an orange t-shirt, standing on the left side of a white slide. The slide is decorated with a colorful banner at the top and a striped border on the left and right.



HOMOPHONES
Minilesson & Practice Slides

A cartoon illustration of a girl with blonde hair, wearing a pink dress, standing on the left side of a white slide. The slide is decorated with a colorful banner at the top and a striped border on the left and right.



NOUNS
Minilesson & Practice Slides

A cartoon illustration of a girl with dark skin and glasses, wearing a teal jacket, standing on the right side of a white slide. The slide is decorated with a colorful banner at the top and a striped border on the left and right.

37
Weekly
PowerPoints
with
minilessons
and
interactive
practice
games

Day 2 Partner Practice

Partner practice games

ADJECTIVES THAT COMPARE PRACTICE

ADJECTIVE	COMPARATIVE	SUPERLATIVE
good		
short		
neat		
sad		
rainy		

saddest rainier best
neater shorter sadder

Slide the words into

WHAT'S THE PREDICATE? PRACTICE

We went shopping on Tuesday.

Our garden has a lot of flowers.

Underline the predicate of each sentence.

TALK ABOUT IT

Review

Tell your partner what simple and compound sentences are.



Can you form one simple sentence and one compound sentence?

PARTNER PRACTICE

She has been waiting since noon.

The cat is hiding under the bed.

I walked along the beach.



Tell your partner the prepositions in each sentence and write them on your paper.



Day 2 Independent Practice

42 Practice worksheets

- Identify & circle target words
- Short written responses
- Cut and paste correct answers

Comparative Adjectives Practice
Name _____
Circle the comparative and superlative adjectives in each sentence. Write the words in the boxes.

I live in the oldest neighborhood in the city. My house has been standing longer than the White House! The easiest way to get to school from my house is to _____.

Subject & Predicate Practice
Name _____
Circle the subject in each sentence. Underline the predicate.

1. My favorite team won the game!
2. The sun is shining bright today.
3. My huge closet is full of clothes.
4. That blanket is very soft!
5. I really enjoy going to the beach.
6. Tom is older than Bethany.
7. We will _____ for lunch.

Prepositions Practice
Name _____
Use the correct preposition from the bank to complete each sentence.

I go _____ the park every weekend! I have lived here for five years old. My dog really likes to _____ the grass. My cat also loves to _____ the house. Yesterday I _____ to school. I _____ my house! Luck _____!

Adverbs Practice
Name _____
Circle the adverbs in each sentence. Underline the word it is describing. Write the adverbs on the lines below.

Our school talent show happened _____ yesterday. I really loved seeing _____ everyone perform. Between each act, _____ the audience waited quietly. But as soon _____ as each performer went on stage, the crowd cheered loudly! We got to watch _____.

Subject-Verb Agreement Practice
Name _____
Circle the correct form of the verb to make each sentence have subject-verb agreement.

I (love / loves) taking trips to the farm with my family. We (see / sees) all kinds of farm animals! The cows (stand / stands) in the grass. A horse (eat / eats) hay in its stall. Two pigs (roll / rolls) around in the mud. My sister (enjoy / enjoys) seeing the baby chicks. All of the chicks (follow / follows) around their mama. Every animal we see is so cute!

Fill in the blank with the correct form of the verb.

1. Jen and Kate _____ their bikes.
ride
2. The spider _____ a large web.
spin
3. Both classes _____ the test.
take
4. I _____ a story about pirates.
write
5. Sarah _____ a pretty picture.

Simple & Compound Sentence Practice
Name _____
Combine the two simple sentences to make them compound sentences using a conjunction.

Use the conjunctions and, but, or, & so.

1. Our car broke down. We took the bus.

2. I like the color pink. I also like blue.

3. Laura loves to eat peas. She hates carrots.

4. You could swim. You could play.

Cut out the sentences. Glue them into the correct box.

Simple	Compound

Day 3 Task Cards Centers

COLLECTIVE NOUNS
Grammar Center

Grammar Games
COLLECTIVE NOUNS

1 _____ 11 _____
2 _____ 12 _____
3 _____ 13 _____
4 _____ 14 _____

Center cards

Which collective noun names a group of birds?
flock

Which collective noun names a group of singers?
choir

Center cards

Which collective noun names a group of bees?
swarm

Which collective noun names a group of ants?
colony

Center cards

Which word is a collective noun?
Sam's class

Which word is a collective noun?
I threw out my trash

Center cards

Which word is a collective noun?
Frank and his family went to the mall together.

Which word is a collective noun?
I bought a bouquet of flowers for my teacher.

Task card games for students to practice independently at a grammar center

Or use them whole group

- for a Gallery walk or a Roam the Room
- to play Scoot
- to project them on your whiteboard to play

37 Task card sets included



Each task card set includes recording sheets and answer keys



Day 4 Apply the skill in writing


Easily differentiate with three formats to choose from

1. Students write a newspaper story using words in the target skill.

2. Students who need more guidance use the word bank version.

3. Students read the article and circle words in the target grammar skill.

Adverbs
GRAMMAR GAZETTE EXTRA! EXTRA!
All About the Giant Panda
Pandas are cute and interesting animals. Did you know they are rarely found in the wild? There are 500 of them living in their habitats today. Their diet is made up of lots of bamboo. They usually spend up to 12 hours a day eating.




Adverbs
GRAMMAR GAZETTE EXTRA! EXTRA!

Adverbs
GRAMMAR GAZETTE EXTRA! EXTRA!

Title _____

Written by _____



1



2

Picture for a news story. Circle the adverbs in the word bank to help you or use your own words.

eat rarely in China
usually cute swim climb

37 Sets of reading passages included

37 High interest stories included

Simple & Compound Sentences

GRAMMAR GAZETTE EXTRA! EXTRA!

Read the news. Decide whether each sentence is simple or compound. If it is a simple sentence, write S in the circle after the sentence. If it is compound, write C.

Exploring the Grand Canyon


The Grand Canyon is an amazing

Prepositions

GRAMMAR GAZETTE EXTRA! EXTRA!

Gardening Club Starts Tuesday

If you're looking around the school's hallways, you will probably see gardening club flyers. Riverdale School's new gardening club will meet on Tuesday. The gardening club




Comparative Adjectives

GRAMMAR GAZETTE EXTRA! EXTRA!

The Empire State Building

The Empire State Building is one of New York City's coolest places to visit. This building was the tallest skyscraper in the world when it was built. At 1,454 feet tall, the Empire State building is larger than the Washington Monument! However, the building is shorter than One World Trade Center, which is the tallest building in the city. Even though it is smaller, the Empire State Building gets more tourists each year than One World Trade Center. If you visit the Empire State Building, the quickest way to get near the top is by going up the elevator. Then you can check out some of the greatest views of the whole city!



Read the news. Circle the comparative and superlative adjectives in each sentence. Write them in the correct categories below.


COMPARATIVE	SUPERLATIVE

Identify the subject of each sentence in pink. Underline or circle the verb in green.

GRAMMAR GAZETTE EXTRA! EXTRA!

Incredible Elephants

Have you ever seen elephants before? If you have, you know they are incredible animals. Elephants have large ears and a long trunk. They are very smart and can remember things for a long time. Elephants are also very social animals. They live in herds and take care of each other. Elephants are also very strong. They can weigh up to 14,000 pounds. Elephants are also very curious. They like to explore new things. Elephants are also very gentle. They are never afraid of people. Elephants are also very helpful. They can help people in many ways. Elephants are also very beautiful. They have a lot of different colors and patterns on their skin. Elephants are also very smart. They can learn a lot of things. Elephants are also very kind. They are always willing to help others. Elephants are also very brave. They are not afraid of anything. Elephants are also very loyal. They are always with their friends and family. Elephants are also very hardworking. They work hard every day. Elephants are also very patient. They wait for a long time. Elephants are also very calm. They are never angry. Elephants are also very happy. They are always smiling. Elephants are also very funny. They like to play jokes. Elephants are also very smart. They can learn a lot of things. Elephants are also very kind. They are always willing to help others. Elephants are also very brave. They are not afraid of anything. Elephants are also very loyal. They are always with their friends and family. Elephants are also very hardworking. They work hard every day. Elephants are also very patient. They wait for a long time. Elephants are also very calm. They are never angry. Elephants are also very happy. They are always smiling. Elephants are also very funny. They like to play jokes. Elephants are also very smart. They can learn a lot of things. Elephants are also very kind. They are always willing to help others. Elephants are also very brave. They are not afraid of anything. Elephants are also very loyal. They are always with their friends and family. Elephants are also very hardworking. They work hard every day. Elephants are also very patient. They wait for a long time. Elephants are also very calm. They are never angry. Elephants are also very happy. They are always smiling. Elephants are also very funny. They like to play jokes.



Adverbs

GRAMMAR GAZETTE EXTRA! EXTRA!

All About the Giant Panda

Pandas are cute and interesting animals. Did you know that they are rarely found in the wild? They are only about 1,000 left in the world. They live in bamboo forests. They eat bamboo every day. They are very lazy and spend most of their day sleeping. They are also very shy. They are only seen in the wild. They are very cute and interesting. They are also very smart. They can learn a lot of things. They are also very kind. They are always willing to help others. They are also very brave. They are not afraid of anything. They are also very loyal. They are always with their friends and family. They are also very hardworking. They work hard every day. They are also very patient. They wait for a long time. They are also very calm. They are never angry. They are also very happy. They are always smiling. They are also very funny. They like to play jokes.




the club will
y will be
be

GRAMMAR GAZETTE EXTRA! EXTRA!

City Zoo Welcomes Baby Giraffe

A new baby giraffe named Ollie was born this week at City Zoo. He is already strong and hungry! The huge animal was born weighing 150 pounds and measuring 6 feet tall. Soon, Ollie's caring and proud mother will teach him to eat leaves from the tall



Day 5 Assessment

Irregular Plural Nouns Assessment

Name _____

Circle the irregular plural nouns in each sentence.

1. Three of the women were mothers.
2. The children ate three plates of shrimp.
3. The dentist looked at all of my teeth.
4. Two baby calves were eating grass and leaves.

5. All of the _____

6. After a _____

Write two sentences about the lake. Circle the irregular plural nouns in each sentence.

37 Grammar Assessments Included

_____st or around a _____

Write the correct irregular plural noun in the blank to complete each sentence.

1. Devon built two _____ with his sister.
snowmans / snowmen

2. The store was crowded with _____.
persons / people

3. The _____ wandered around the farm.

Students take an easy-to-grade assessment

With simple questions to determine if students can:

- identify the skill
- generate examples
- apply the skill in writing

24 Notebook reference pages

Students glue into notebooks or keep in their writing folders

CONTEXT CLUES

Context clues are clues in the text that good readers use to find the meaning of unknown words.

TYPES OF CONTEXT CLUES

DEFINITIONS

The meaning of an unknown word is in or the sentences around it.

Signal Words: means, is, are, called

DICTIONARY SKILLS

A dictionary is a book that gives information about words. The words are in ABC order. We use dictionaries to find the meanings of words. Let's take a look at the example dictionary page below.

GUIDE WORD 1

The first entry word on the page.

GUIDE WORD 2

The last entry word on the page.

ENTRY WORD

The words in the d

SYNONYMS

Synonyms are words that have the same or similar meanings.

EXAMPLES

quick + fast

sick + ill

tired + sleepy

yell + shout

rich + wealthy

ANTONYMS

EXAMPLES

fast • slow

sick • healthy

Antonyms are words that have opposite meanings.

ALPHABETICAL ORDER

When we put words in alphabetical, or ABC, order, we organize them based on how the words' letters appear in the alphabet.

A B C D E F G H I J K L M N O P Q R S T U V W X Y Z

ABC Order to the FIRST Letter

Underline the first letter of each word in the list.

zebra bear lion

If the letters you underlined are different, put the words in ABC order using the first letter of each word.

1 bear

LITERAL & NONLITERAL LANGUAGE

Sometimes we have to use context clues and our own knowledge to figure out what exactly the text is saying.

LITERAL LANGUAGE

I had a piece of cake after dinner.

When the text means exactly what it says.

REAL MEANING:

I had a piece of cake after dinner.

NONLITERAL LANGUAGE

That test was a piece of cake!

When the text does not mean exactly what it says or it has a deeper hidden meaning.

REAL MEANING:

That test was really easy.

FORMAL & INFORMAL LANGUAGE

We use different types of language for different situations.

FORMAL LANGUAGE

Language that we use for proper situations.

WHAT IT HAS

- Correct spelling & punctuation
- Complete sentences
- Few contractions
- No slang

WHEN TO USE IT

- Speaking to people of authority
- In writing
- Public speaking

How are you doing?

INFORMAL LANGUAGE

Language that we use for casual situations.

WHAT IT HAS

- Casual tone
- Incomplete sentences
- Spelling errors (gonna, wanna)

WHEN TO USE IT

- Speaking with friends
- Texting
- Working in small groups

55 Full-page grammar posters



SUBJECT AGREEMENT
the **subject** in a sentence **both** begin and end with the **same** word.
The **cat** jumps.

COMPARISON ADJECTIVE
an **adjective** that compares two people or things.
Max is **taller** than Sam.

PREPOSITION
a **word** that shows the location of something.
The book is **on** the table.

SUBJECT
the **part** of a sentence that tells **who** or **what** the sentence is **about**.
The **children** play with blocks.

PREPOSITION
a **word** that shows the location of something.
The book is **on** the table.

ADJECTIVE
a **word** that describes a noun.
The **man** under the tree is **tall**.

COMPOUND SENTENCE
two simple sentences joined together by a **comma** and a **conjunction**.
I like grapes, **but** I don't like apples.


SIMPLE SENTENCE
a **sentence** that tells one **complete** thought.
I like grapes.

for every 2nd grade grammar & language standard

2nd Grade yearlong curriculum

SECOND GRADE **GRAMMAR**

YEARLONG MEGA BUNDLE



- Minilessons
- PowerPoints
- Task Cards
- Passages
- Writing
- Worksheets
- Assessments

A Full Year of Grammar & Language

- Easy to implement 15-minute daily routine
- Ready-to-use lessons and activities for every grammar & language standard
- The no-fluff tasks fit easily into your schedule
- Students practice and apply the skill in a variety of ways
- Partner talk engages all students
- Simple, easy to grade activities
- No prep required-Make copies and that's it!