

Start the new year right!

Print & Digital
NEW YEAR Resolution Writing



Linda Kamp



PowerPoint
Reading
Passages
Resolution
Writing Craft

**REFOCUS AFTER THE
BREAK WITH 5 DAYS OF
READY-TO-USE ACTIVITIES**

- ★ Write resolutions & set new learning goals
- ★ Learn the history of celebrating on New Year's Eve
- ★ Read about the traditions around the world

Print & Digital Options



3 ENGAGING LESSONS

on Power Point
& Google Slides™

With 4-Day Lesson Plan

- The History of New Year Celebrations
- New Year Traditions Around the World
- What is a Resolution and Why Do People Make Them?

Leveled Reading Passages

3 LEVELED PASSAGES

- 640L 730L 960L
- Comprehension questions
- Answer Key

Name _____

The History of the New Year's Resolution

1. When did the tradition of making resolutions begin?

2. Why did the Babylonians make resolutions?

3. Who did the Romans name the first month after?

640L RW: 117




The History of the New Year's Resolution

The tradition of the New Year's resolution dates back 4,000 years to the ancient Babylonians. They made promises at the beginning of each new year to earn the favor of the gods. They believed that this would bring them good fortune during the coming year.

The ancient Romans also celebrated the new year. The first month of their calendar year was named after the mythical king Janus. Janus was the Roman god of change and new beginnings. He was said to have two faces.

It was believed that Janus could see past events and forward into the future. He became the symbol of making resolutions.

Many Romans made a new start each year by asking for forgiveness from their enemies. They also exchanged gifts with friends and family.



730L RW: 123



The History of the New Year's Resolution

The tradition of the New Year's resolution dates back 4000 years to the ancient Babylonians. They made promises at the beginning of each new year to earn the favor of the gods. They believed that faithfully keeping their promises would bring them good fortune during the next twelve months.

The ancient Romans also celebrated the new year. The first month of their calendar year was named after the mythical king Janus. Janus was the Roman god of change and new beginnings. He was said to have two faces.

It was believed that Janus could see past events and forward into the future. He became the symbol of making resolutions.

Many Romans made a positive start each year by asking for forgiveness from their enemies. They also exchanged gifts with friends and family before the new year.



© All rights reserved.

in Print and Digital format

Resolution Writing

Why do people make resolutions?

The ancient Babylonians are said to have been the first people to make New Year's resolutions about 4,000 years ago. Their new year began in mid-March when crops were planted. The ancient Babylonians made promises at the beginning of each new year to earn the favor of the gods. They believed this would



What resolutions can I make?



What is a resolution?



Write a New Year's resolution

1. Think about a goal you want to set for yourself.
2. Write down your goal.
3. Think about how you will accomplish your goal.
4. Write your goal as a resolution.
5. Make a New Year's horn. Inside, write your resolution.



with Graphic Organizers

Resolution Writing Craft

Resolution Writing Craft

Materials per student:

- 1 mouthpiece on white paper
- 1 horn label on white paper
- 1 resolution writing template on white paper
- 1 horn base on colored paper
- 2 horn scallops on alternate colored paper

1. Trim all pieces. Center one scallop on the horn. Glue and trim off excess from the horn.
2. Glue mouthpiece to the top of the scallop.
3. Center and glue the horn label to the front of the horn.
4. Roll the completed resolution writing template around the horn to form the curve.
5. Glue to the bottom, back of the horn.

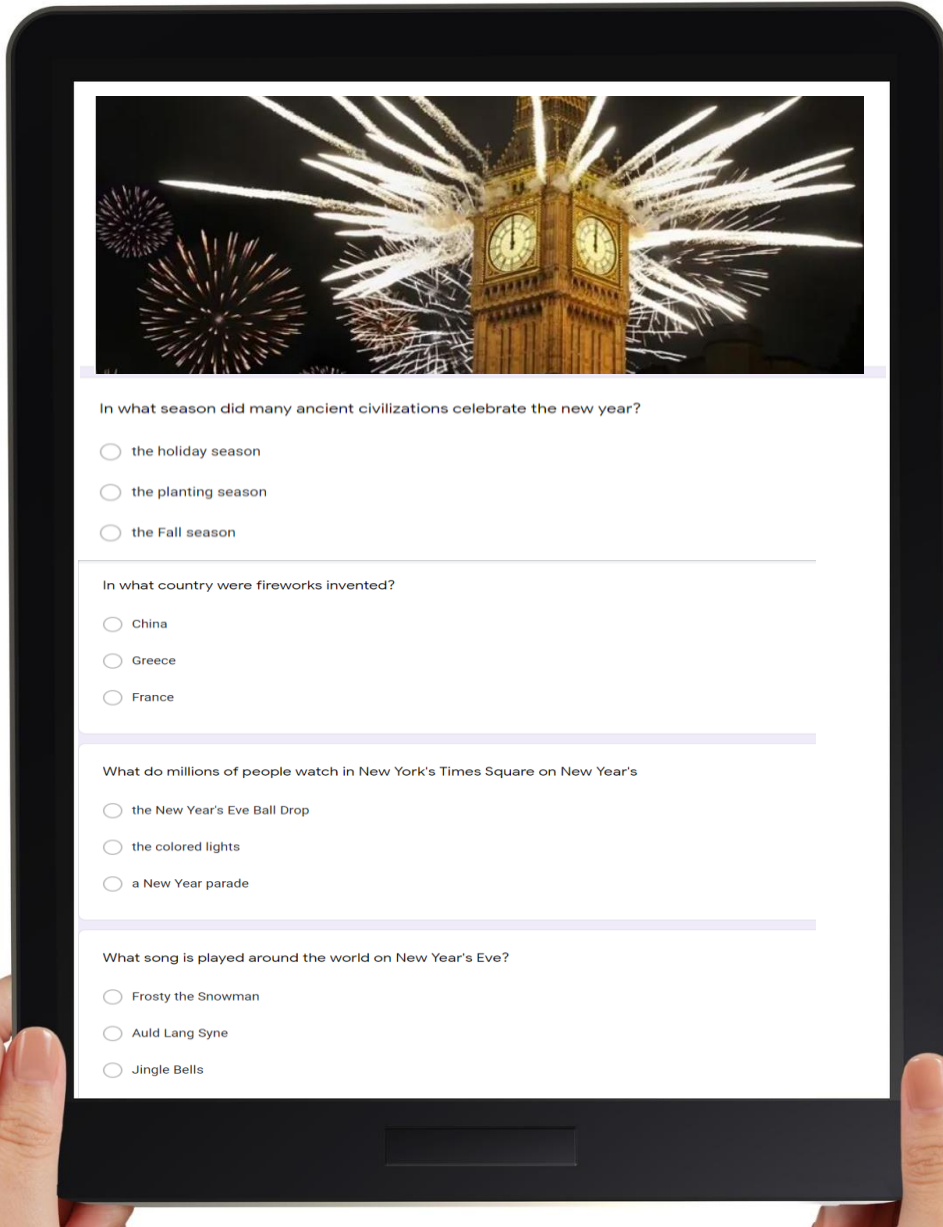
Write resolutions
inside the
party horn!



***Includes labels for 2025-2030**

Set new learning goals

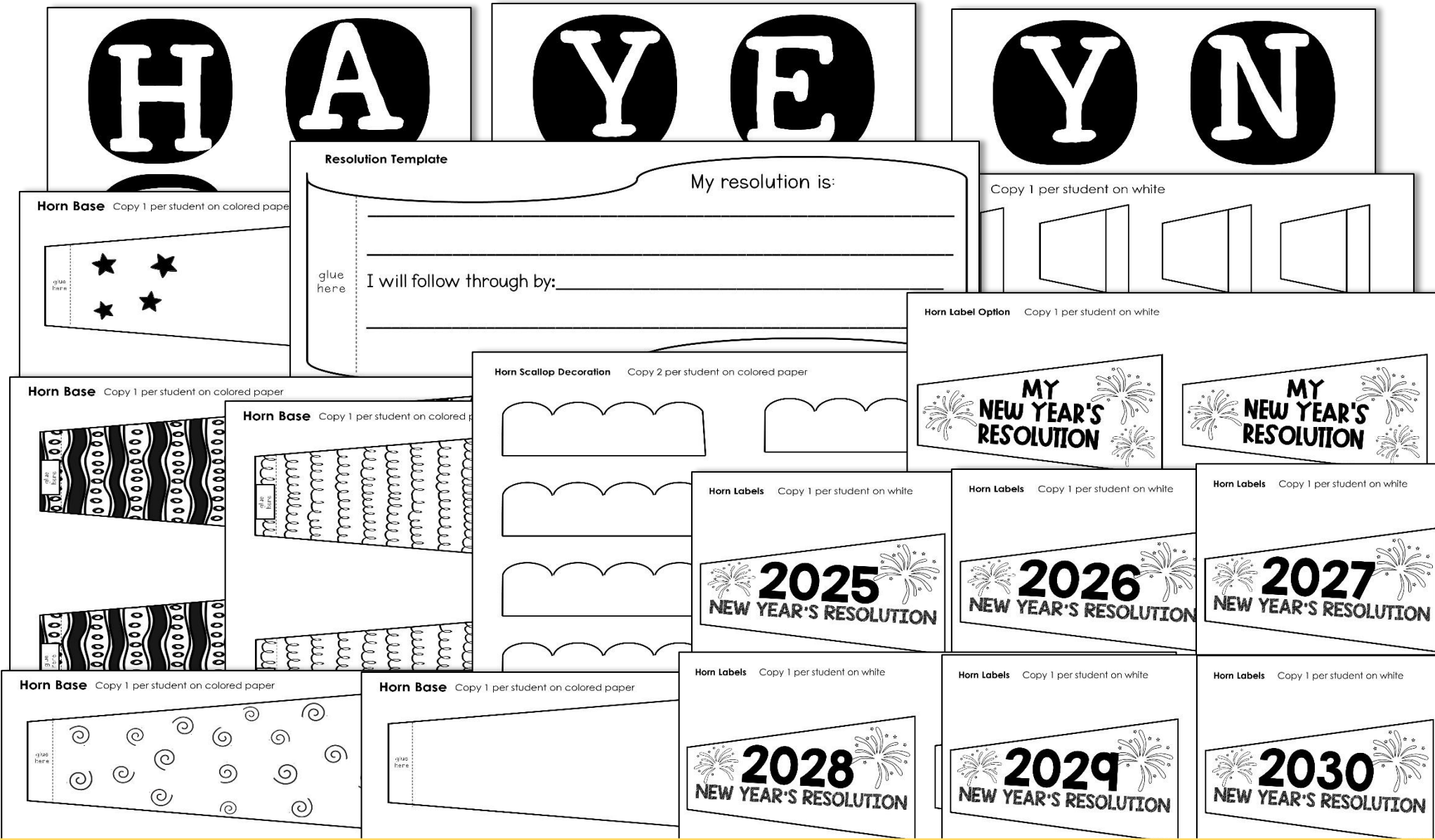
Print & Digital quiz options



Paper option or self-grading Google Form



Easy prep templates



Includes bulletin board display